



Shenzhen EBO Technology Co., Ltd.

North 710, Yihua Building, Shennan Road, Futian District,
Shenzhen, P. R. China
Telephone: +86-755-29413628,
Fax: +86-755-22639141

FCC ID: SOV8701B
IC ID: 5511A-8701B
Report No.: FCCIC11-RTE071804
Page: 1 of 66

TEST REPORT

Application No.: FCC&IC11-RTE070104RF
Applicant: ARCHOS S.A.
Address of Applicant: 12 Rue Ampere 91430 Igny, France
FCC ID: SOV8701B
IC ID: 5511A-8701B
Fundamental Carrier Frequency : 2.402GHz to 2.480GHz
Equipment Under Test (EUT):
EUT Name: A70H2 Internet Tablet
Item No.: 8701B
Serial No.: Not supplied by client
Standards: FCC PART 15 Subpart C: 2008
RSS-210 Issue 8 2010
RSS-Gen Issue 3 2010
Date of Receipt: 01 July. 2011
Date of Test: 03 July. 2011 to 14 July. 2011
Date of Issue: 18 July. 2011

Test Result :	PASS*
----------------------	--------------

* In the configuration tested, the EUT complied with the standards specified above.

Authorized Signature:

Kavin Yu
Manager

The manufacturer should ensure that all products in series production are in conformity with the product sample detailed in this report. If the product in this report is used in any configuration other than that detailed in the report, the manufacturer must ensure the new system complies with all relevant standards. Any mention of EBO Technology Approvals or testing done by EBO Technology Approvals in connection with, distribution or use of the product described in this report must be approved by EBO Technology Approvals in writing. The report must not be used by the client to claim product certification, approval, or endorsement by NVLAP, NIST, or any agency of the federal government. All test results in this report can be traceable to National or International Standards.

"This document is issued by the Company subject to its General Conditions of Service printed overleaf, available on request or accessible at <http://www.ebotek.cn> and, for electronic format documents, subject to Terms and Conditions for Electronic Documents at <http://www.ebotek.cn>. Attention is drawn to the limitation of liability, indemnification and jurisdiction issues defined therein. Any holder of this document is advised that information contained hereon reflects the Company's findings at the time of its intervention only and within the limits of Client's instructions, if any. The Company's sole responsibility is to its Client and this document does not exonerate parties to a transaction from exercising all their rights and obligations under the transaction documents. This document cannot be reproduced except in full, without prior written approval of the Company. Any unauthorized alteration, forgery or falsification of the content or appearance of this document is unlawful and offenders may be prosecuted to the fullest extent of the law. Unless otherwise stated the results shown in this test report refer only to the sample(s) tested and such sample(s) are retained for 90 days only."



1 Test Summary

Test	Test Requirement	Standard Paragraph	Result
Conducted Emissions	FCC PART 15:2008	Section 15.207	PASS
	RSS-Gen:2010	Section 7.2.2	
Radiated Emissions	FCC PART 15:2008	Section 15.205/15.209	PASS
	RSS-210:2010	A 8.5	
	RSS-Gen:2010	Section 7.2.3	
Maximum Peak Output Power	FCC PART 15:2008	Section 15.247 (b)	PASS
	RSS-210:2010	A 8.4(2)	
20 dB Occupied Bandwidth	FCC PART 15:2008	Section 15.247 (a)(1)	PASS
	RSS-210:2010	A 8.1(a)	
99% Occupied Bandwidth	RSS-Gen:2010	Section 4.6	PASS
Carrier Frequency Separation	FCC PART 15:2008	Section 15.247 (a)(1)	PASS
	RSS-210:2010	A 8.1(b)	
Number of Hopping Frequencies	FCC PART 15:2008	Section 15.247 (a)(1)(iii)	PASS
	RSS-210:2010	A 8.4(2)	
Time of Occupancy	FCC PART 15:2008	Section 15.247 (a)(1)(iii)	PASS
	RSS-210:2010	A 8.1(d)	
Band Edges and Conducted Spurious Emissions Measurement	FCC PART 15:2008	Section 15.247(d)	PASS
	RSS-210:2010	A 8.5	
Antenna requirement.	FCC PART 15:2008	Section 15.247 (b)	PASS
RF Exposure Compliance Requirement	FCC PART 15:2008	15.247(b)(4)& 1) c) D01 Mobile Portable RF Exposure v04	PASS
	RSS-102:2010	Section 2.5.1	

FCC ID: SOV 8701B

IC ID: 5511A-8701B

"This document is issued by the Company subject to its General Conditions of Service printed overleaf, available on request or accessible at <http://www.ebotek.cn> and, for electronic format documents, subject to Terms and Conditions for Electronic Documents at <http://www.ebotek.cn>. Attention is drawn to the limitation of liability, indemnification and jurisdiction issues defined therein. Any holder of this document is advised that information contained hereon reflects the Company's findings at the time of its intervention only and within the limits of Client's instructions, if any. The Company's sole responsibility is to its Client and this document does not exonerate parties to a transaction from exercising all their rights and obligations under the transaction documents. This document cannot be reproduced except in full, without prior written approval of the Company. Any unauthorized alteration, forgery or falsification of the content or appearance of this document is unlawful and offenders may be prosecuted to the fullest extent of the law. Unless otherwise stated the results shown in this test report refer only to the sample(s) tested and such sample(s) are retained for 90 days only."



2 Contents

	Page
1 TEST SUMMARY	2
2 CONTENTS	3
3 GENERAL INFORMATION	5
3.1 CLIENT INFORMATION	5
3.2 GENERAL DESCRIPTION OF E.U.T.	5
3.3 TEST SUPPORTING SYSTEM DETAILS	7
3.4 TEST LOCATION	7
3.5 TEST FACILITY.....	8
3.6 MEASUREMENT UNCERTAINTY	8
3.7 OTHER INFORMATION REQUESTED BY THE CUSTOMER	8
4 EQUIPMENT USED DURING TEST	9
5 TEST RESULTS	10
5.1 CONDUCTED EMISSIONS.....	10
5.1.1 Test Setup	11
5.1.2 Test Procedure.....	11
5.1.3 Measurement Data.....	11
5.2 RADIATED EMISSIONS.....	14
5.2.1 Test Setup	15
5.2.2 Test Procedure.....	16
5.2.3 Measurement Data.....	17
5.3 MAXIMUM PEAK OUTPUT POWER	26
5.3.1 Test Setup	26
5.3.2 Measurement Data.....	27
5.4 20dB OCCUPIED BANDWIDTH	34
5.4.1 Test Setup	34
5.4.2 Measurement Data.....	34
5.5 99% OCCUPIED BANDWIDTH.....	41
5.5.1 Test Setup	41
5.5.2 Measurement Data.....	41
5.6 CARRIER FREQUENCY SEPARATION.....	48
5.6.1 Test Setup	48
5.6.2 Measurement Data.....	49
5.7 NUMBER OF HOPPING FREQUENCIES.....	50
5.7.1 Test Setup	50
5.7.2 Measurement Data.....	50
5.8 TIME OF OCCUPY (DWELL TIME)	52
5.8.1 Test Setup	52
5.8.2 Measurement Data.....	52
5.9 BAND EDGE AND CONDUCTED SPURIOUS EMISSIONS MEASUREMENT	55



5.9.1	Test Setup	55
5.9.2	Measurement Data	55
5.10	ANTENNA REQUIREMENT	65
5.11	RF EXPOSURE COMPLIANCE	66



3 General Information

3.1 Client Information

Applicant: ARCHOS S.A.
Address of Applicant: 12 Rue Ampere 91430 Igny, France

3.2 General Description of E.U.T.

Equipment Under Test: Wireless Data Transmission (Bluetooth)
Trade Name: ARCHOS
Type Designation: A70H2 Internet tablet
Model Number: 8701B
Type of modulation: GFSK, Pi/4QPSK, 8DPSK
Number of Channels: 79
Operation Frequency: 2402 ~2480MHz
Antenna Designation: Internal Antenna
Antenna Gain: 0dBi
AC/DC Adapter
Power Supply: Model: MD-TRC0620DC
Input: AC 100-240V 50/60Hz 0.3A
Output: DC 5.0V 1.5A
Date of Test: 03 July. 2011 to 14 July. 2011



Channel	Frequency (MHz)	Channel	Frequency (MHz)	Channel	Frequency (MHz)	Channel	Frequency (MHz)
0	2402	20	2422	40	2442	60	2480
1	2403	21	2423	41	2443	61	2463
2	2404	22	2424	42	2444	62	2464
3	2405	23	2425	43	2445	63	2465
4	2406	24	2426	44	2446	64	2466
5	2407	25	2427	45	2447	65	2467
6	2408	26	2428	46	2448	66	2468
7	2409	27	2429	47	2449	67	2469
8	2410	28	2430	48	2450	68	2470
9	2411	29	2431	49	2451	69	2471
10	2402	30	2432	50	2452	70	2472
11	2413	31	2433	51	2453	71	2473
12	2414	32	2434	52	2454	72	2474
13	2415	33	2435	53	2455	73	2475
14	2416	34	2436	54	2456	74	2476
15	2417	35	2447	55	2457	75	2477
16	2418	36	2438	56	2458	76	2478
17	2419	37	2439	57	2459	77	2479
18	2420	38	2440	58	2460	78	2480
19	2421	39	2441	59	2461		

Note:

Regards to the frequency band over 10MHz, the lowest, middle and highest frequency of channel were selected to perform the test, and then shown on this report.

So the there channel as follow:

Lowest channel: 2402MHz

Middle channel: 2447MHz

Highest channel: 2480 MHz

FCC ID: SOV 8701B

IC ID: 5511A-8701B

"This document is issued by the Company subject to its General Conditions of Service printed overleaf, available on request or accessible at <http://www.ebotech.cn> and, for electronic format documents, subject to Terms and Conditions for Electronic Documents at <http://www.ebotech.cn>. Attention is drawn to the limitation of liability, indemnification and jurisdiction issues defined therein. Any holder of this document is advised that information contained hereon reflects the Company's findings at the time of its intervention only and within the limits of Client's instructions, if any. The Company's sole responsibility is to its Client and this document does not exonerate parties to a transaction from exercising all their rights and obligations under the transaction documents. This document cannot be reproduced except in full, without prior written approval of the Company. Any unauthorized alteration, forgery or falsification of the content or appearance of this document is unlawful and offenders may be prosecuted to the fullest extent of the law. Unless otherwise stated the results shown in this test report refer only to the sample(s) tested and such sample(s) are retained for 90 days only."



3.3 Test Supporting System Details

Equipment Name	Modle No.	Manufacturer	FCC Status
Notebook Computer	nc4000	HP	DOC
Monitor	TFT1780PS	AOV	DOC
Keyboard	JME7053	Lenovo	DOC
Mouse	N/A	Lenovo	DOC

3.4 Test Location

All tests were sub-contracted to:

ATC Lab Co., Ltd (Guangdong, China).

205#, Yingfeng Building, Ronggu Rd,Foshan, Guangdong, China (528305)

Phone:0757-23612690

Fax:0757-23612537



3.5 Test Facility

IC-Registration No.: 415467

ATC Lab Co., Ltd (Guangdong, China) EMC Laboratory has been registered and fully described in a report filed with the IC (Federal Communications Commission). The acceptance letter from the IC is maintained in our files. Registration 415467. Listing date October 10, 2008.

IC-Registration No.: 7949A

The 3m Alternate Test Site of ATC Lab Co., Ltd (Guangdong, China) has been registered by Certification and Engineering Bureau of Industry Canada for the performance of radiated measurements with Registration No. 7949A on May. 25th, 2011.

3.6 Measurement Uncertainty

of +/- 3×10^{-9} for Carrier Frequency Separation Measurement

of +/- 3×10^{-9} for Number of Hopping Frequencies Measurement

of +/- 3×10^{-9} for 20dB Bandwidth Measurement

of +/- 3×10^{-9} for Time of Occupancy (Dwell time) Measurement

of +/- 0.8 dB for Peak Output Power Measurement

of +/- 0.8 dB for Band Edge RF Conducted Measurement

of +/- 0.8 dB for Spurious RF Conducted Emission Measurement

of +/- 4.5 dB for Radiated Emissions

of +/- 2.3 dB for Conducted Emissions

3.7 Other Information Requested by the Customer

None



4 Equipment Used during Test

Conducted Emission					
No.	Test Equipment	Manufacturer	Model No.	Serial No.	Cal. Due Date
GAL-EMC002	Shielding Room	ETS	N/A	N/A	2012-05-18
GAL-EMC003	Receiver	SCHAFFNER	SMR4503	11725	2012-07-08
GAL-EMC005	Line impedance stabilization network	EMCO	4825/2	1161	2012-07-08
GAL-EMC098	Line impedance stabilization network	EMCO	3810/2	2516	2012-07-08
RF in Chamber					
No.	Test Equipment	Manufacturer	Model No.	Serial No.	Cal. Due Date
GAL-EMC001	Semi-anechoic Chamber	ETS	N/A	N/A	2012-05-25
GAL-EMC003	Receiver	SCHAFFNER	SMR4503	11725	2012-07-08
GAL-EMC007	Double-ridged Wave guide horn	ETS	3115	6587	2011-08-02
GAL-EMC008	Microwave system amplifier (0.5G-26.5G)	Agilent	83017A	MY39500438	2012-07-08
GAL-EMC017	Biconilog Antenna	ETS	3142C	00042672	2011-09-26
GAL-EMC055	Band-pass Filter	Micro-Tronic	BRM50702	S/N-030	2011-11-09
GAL-EMC056	Spectrum Analyzer 9KHz-30GHz	R&S	FSP30	100755	2011-11-02
GAL-EMC075	Double-ridged Wave guide horn	ETS	3160	00052486	2011-08-02
RF Conducted					
No.	Test Equipment	Manufacturer	Model No.	Serial No.	Cal. Due Date
GAL-EMC056	Spectrum Analyzer 9KHz-30GHz	R&S	FSP30	100755	2011-11-02
GAL-EMC100	ATC—Lab	N/A	N/A	N/A	2011-11-02

FCC ID: SOV 8701B

IC ID: 5511A-8701B

"This document is issued by the Company subject to its General Conditions of Service printed overleaf, available on request or accessible at <http://www.ebotek.cn> and, for electronic format documents, subject to Terms and Conditions for Electronic Documents at <http://www.ebotek.cn>. Attention is drawn to the limitation of liability, indemnification and jurisdiction issues defined therein. Any holder of this document is advised that information contained hereon reflects the Company's findings at the time of its intervention only and within the limits of Client's instructions, if any. The Company's sole responsibility is to its Client and this document does not exonerate parties to a transaction from exercising all their rights and obligations under the transaction documents. This document cannot be reproduced except in full, without prior written approval of the Company. Any unauthorized alteration, forgery or falsification of the content or appearance of this document is unlawful and offenders may be prosecuted to the fullest extent of the law. Unless otherwise stated the results shown in this test report refer only to the sample(s) tested and such sample(s) are retained for 90 days only."



5 Test Results

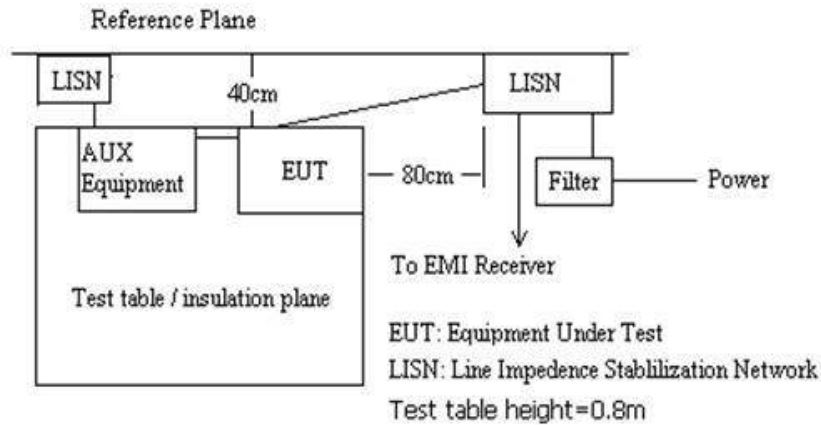
5.1 Conducted Emissions

Test Requirement:	FCC Part15 B Section 15.207, RSS-Gen Section 7.2.2
Test Method:	ANSI C63.4:2003
Frequency Range:	150KHz to 30MHz
Class/Severity:	Class B
Detector:	Peak for pre-scan (9 kHz resolution bandwidth)
Test Mode:	Bluetooth mode
Test Voltage:	120Vac,60Hz
Test Date:	14 July. 2011
Temperature:	25°C
Humidity:	54%
Limit:	(a) Except as shown in paragraphs (b) and (c) of this section, for an intentional radiator that is designed to be connected to the public utility (AC) power line, the radio frequency voltage that is conducted back onto the AC power line on any frequency or frequencies within the band 150 kHz to 30 MHz shall not exceed the limits in the following table, as measured using a 50 μ H/50 ohms line impedance stabilization network (LISN). Compliance with the provisions of this paragraph shall be based on the measurement of the radio frequency voltage between each power line and ground at the power terminal. The lower limit applies at the boundary between the frequency ranges.

Frequency of Emission (MHz)	Conducted Limit (dBuV)	
	Quasi-peak	Average
0.15-0.5	66 to 56 *	56 to 46 *
0.5-5	56	46
5-30	60	50

* Decreases with the logarithm of the frequency.

5.1.1 Test Setup



5.1.2 Test Procedure

The Device was connected to the artificial main network via AC adapter, And test the EUT with activated in WIFI transmit mode.

5.1.3 Measurement Data

Measure the maximised peak emissions from the EUT for both the Live and Neutral Lines. Quasi-Peak and Average measurement were performed at the frequencies with maximized peak emission were detected.

PC Active with the EUT in transmit mode

Frequency (MHz)	Line	Measured QP (dBuV)	QP Limit (dBuV)	Measured AV (dBuV)	AV Limit (dBuV)	Over Limit QP	Over Limit AV
0.1950	L	43.30	63.76	25.60	53.76	-20.46	-28.16
0.3200	L	43.00	59.68	26.60	49.68	-16.68	-23.08
0.4400	L	45.30	57.05	27.80	47.05	-11.75	-19.25
1.4850	L	47.00	56.00	27.30	46.00	-9.00	-18.70
2.3300	L	46.80	56.00	30.60	46.00	-9.20	-15.40
17.7350	L	48.30	60.00	33.00	50.00	-11.70	-17.00
0.1750	N	38.80	64.65	20.40	54.65	-25.85	-34.25
0.6350	N	39.30	56.00	19.50	46.00	-16.70	-26.50
0.9650	N	42.90	56.00	24.70	46.00	-13.10	-21.30
1.3700	N	44.50	56.00	26.70	46.00	-11.50	-19.30
2.5200	N	44.80	56.00	30.40	46.00	-11.20	-15.60
17.7650	N	46.30	60.00	34.60	50.00	-13.70	-15.40

Test result: The unit does meet the requirements.

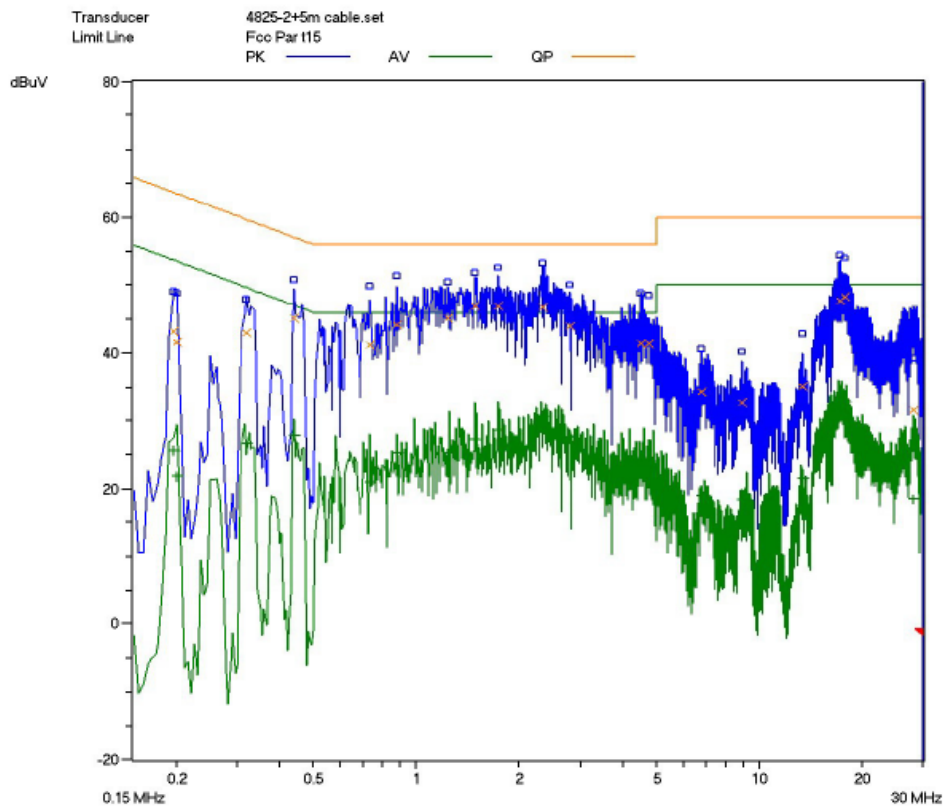
Test result plot as follows:



Live Line

Title CE L
EUT / Ser.No. A7H2
Condition 120Vac,60Hz

Frequency Range(s)	Range 1
Start Frequency	150 kHz
Stop Frequency	30 MHz
Step Frequency	5 kHz
Attenuator	Auto
Detector (Pre)	AV CISPR
IF Bandwidth (Pre)	9 kHz
Measure Time (Pre)	10 ms
Detector (Final)	QP
IF Bandwidth (Final)	9 kHz
Measure Time (Final)	1 s
Sub Ranges (Final)	20



FCC ID: SOV 8701B

IC ID: 5511A-8701B

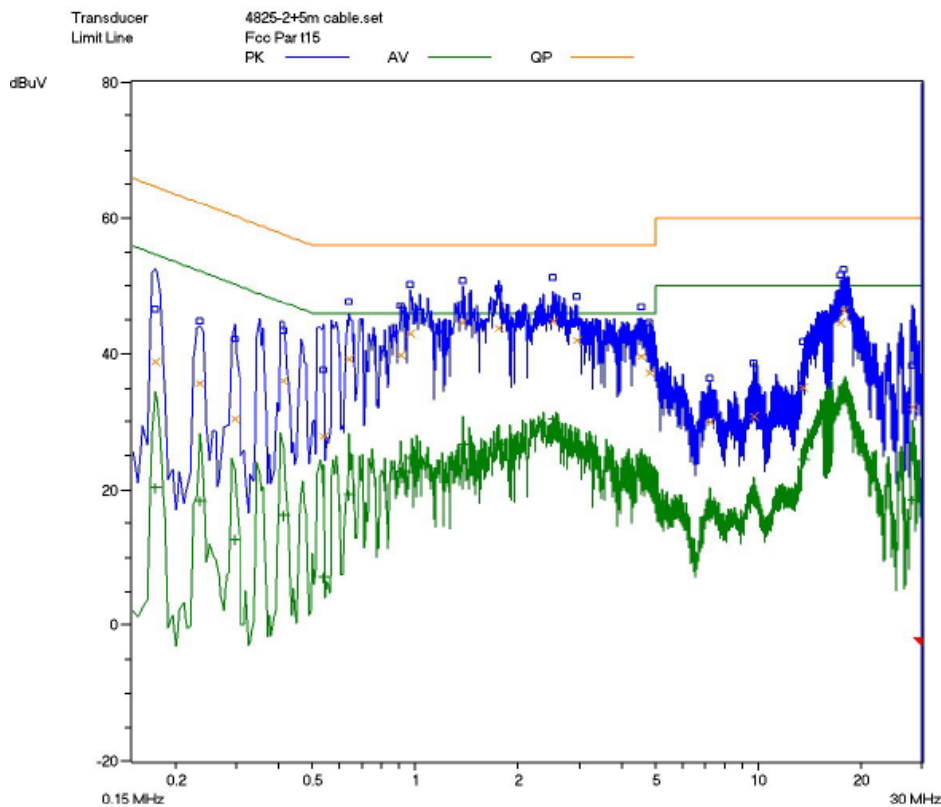
"This document is issued by the Company subject to its General Conditions of Service printed overleaf, available on request or accessible at <http://www.ebotech.cn> and, for electronic format documents, subject to Terms and Conditions for Electronic Documents at <http://www.ebotech.cn>. Attention is drawn to the limitation of liability, indemnification and jurisdiction issues defined therein. Any holder of this document is advised that information contained hereon reflects the Company's findings at the time of its intervention only and within the limits of Client's instructions, if any. The Company's sole responsibility is to its Client and this document does not exonerate parties to a transaction from exercising all their rights and obligations under the transaction documents. This document cannot be reproduced except in full, without prior written approval of the Company. Any unauthorized alteration, forgery or falsification of the content or appearance of this document is unlawful and offenders may be prosecuted to the fullest extent of the law. Unless otherwise stated the results shown in this test report refer only to the sample(s) tested and such sample(s) are retained for 90 days only."



Nuetral Line

Title CE N
EUT / Ser.No. A7H2
Condition 120Vac,60Hz

Frequency Range(s)	Range 1
Start Frequency	150 kHz
Stop Frequency	30 MHz
Step Frequency	5 kHz
Attenuator	Auto
Detector (Pre)	AV CISPR
IF Bandwidth (Pre)	9 kHz
Measure Time (Pre)	10 ms
Detector (Final)	QP
IF Bandwidth (Final)	9 kHz
Measure Time (Final)	1 s
Sub Ranges (Final)	20



FCC ID: SOV 8701B

IC ID: 5511A-8701B

"This document is issued by the Company subject to its General Conditions of Service printed overleaf, available on request or accessible at <http://www.ebotech.cn> and, for electronic format documents, subject to Terms and Conditions for Electronic Documents at <http://www.ebotech.cn>. Attention is drawn to the limitation of liability, indemnification and jurisdiction issues defined therein. Any holder of this document is advised that information contained hereon reflects the Company's findings at the time of its intervention only and within the limits of Client's instructions, if any. The Company's sole responsibility is to its Client and this document does not exonerate parties to a transaction from exercising all their rights and obligations under the transaction documents. This document cannot be reproduced except in full, without prior written approval of the Company. Any unauthorized alteration, forgery or falsification of the content or appearance of this document is unlawful and offenders may be prosecuted to the fullest extent of the law. Unless otherwise stated the results shown in this test report refer only to the sample(s) tested and such sample(s) are retained for 90 days only."



5.2 Radiated Emissions

Test Requirement:	FCC Part15 C Section 15.247,15.209 and 15.205 RSS-210 A 8.5 and RSS-Gen Section 7.2.3
Test Method:	ANSI C63.4:2003
Frequency Range:	30MHz to 25GHz
Receiver Setup:	QP Detector (RBW=120 kHz,VBW=300kHz) for 30 to 1000 MHz RE testing Peak Detector(RBW=1MHz,VBW=3MHz) for 1 to 25 GHz RE Peak value testing Peak Detector(RBW=1MHz, VBW=10Hz) for 1 to 25 GHz RE AV value testing
Test Mode:	Blue tooth transmit
Test Voltage:	120Vac,60Hz
Test Date:	03 July. 2011 to 08 July. 2011
Temperature:	22°C~25°C
Humidity:	48%~54%
Limit:	The field strength of radiated emissions from unintentional radiators at a distance of 3 meters shall not exceed the following values:
Test Procedure:	Prescan on three orthogonal axes with the EUT and show the worst case measured results in the report.

Frequency of Emission (MHz)	Field Strength	
	(microvolts/meter)	dB (μV/m)
30 - 88	100	40(QP)
88 - 216	150	43.5(QP)
216 - 960	200	46(QP)
960 - 1000	500	54(QP)
Above 1000	500	54(AV) 74(PK)

5.2.1 Test Setup

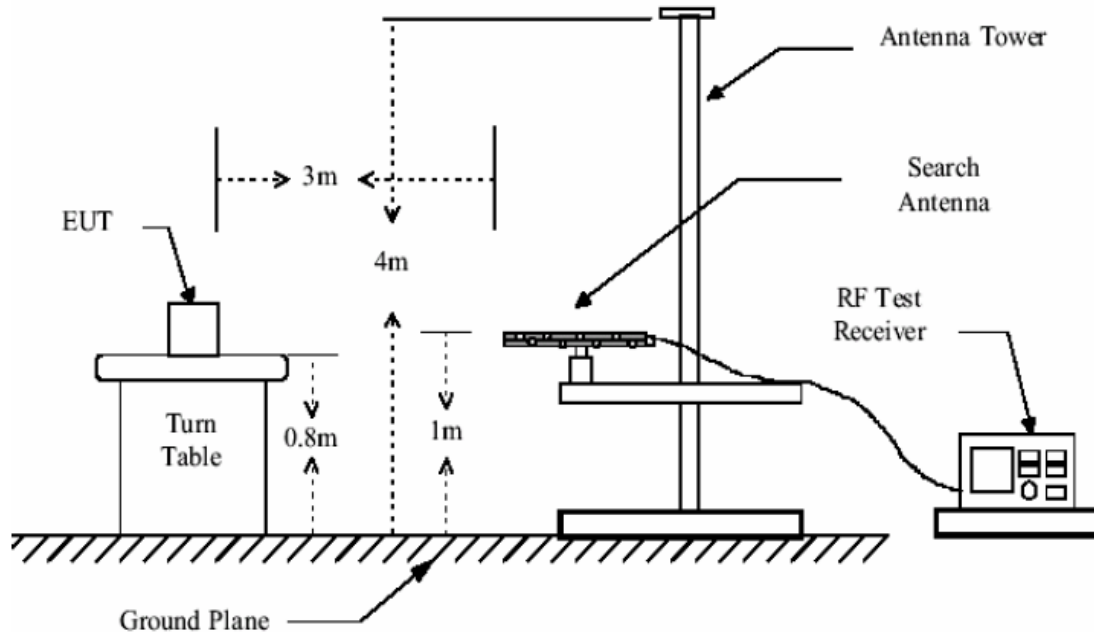


Figure1: 30MHz to 1GHz radiated emissions test setup

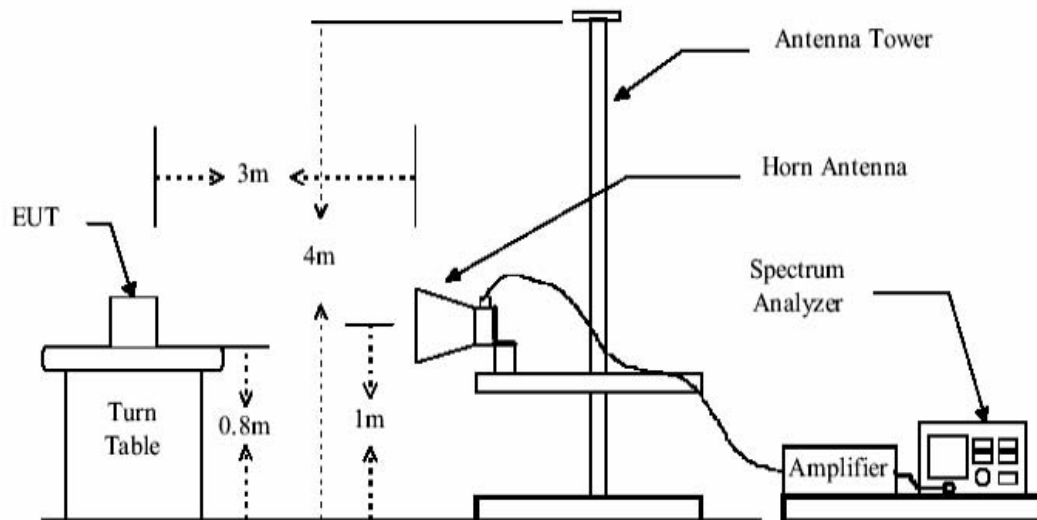


Figure 2: Above 1GHz radiated emissions test setup



5.2.2 Test Procedure

1. The EUT was placed on a turn table which is 0.8m above ground plane.
2. The turn table shall rotate 360 degrees to determine the position of maximum emission level.
3. EUT is set 3m away from the receiving antenna which varied from 1m to 4m to find out the highest emissions.
4. Maximum procedure was performed on the six highest emissions to ensure EUT compliance.
5. And also, each emission was to be maximized by changing the polarization of receiving antenna both horizontal and vertical.
6. Repeat above procedures until all frequency measured were complete.

The field strength is calculated by adding the Antenna Factor and Cable Factor and subtracting the Amplifier Gain from the measured reading. The basic equation with a sample calculation is as follows:

$$FS = RA + AF + CL - AG$$

Where FS = Field Strength	CL = Cable Attenuation Factor (Cable Loss)
RA = Reading Amplitude	AG = Amplifier Gain



5.2.3 Measurement Data

Radiated Emission below 1GHz

Pre-scan the EUT in GFSK, Pi/4QPSK and 8DPSK with transmitting and find out the worst case is GFSK mode in transmitting.

Frequency (MHz)	Antenna Polarity	Reading (dBuV/m)	Ant./CL/ Amp.CF (dB)	Measured Level (dBuV/m)	QP Limit (dBuV/m)	Over Limit(dB)	Pass /Fail
30.320	H	6.30	16.70	23.00	40.00	-17.00	Pass
256.000	H	6.50	13.40	19.90	46.00	-26.10	Pass
300.960	H	5.40	14.60	20.00	46.00	-26.00	Pass
572.000	H	-2.00	20.40	18.40	46.00	-27.60	Pass
630.000	H	7.90	22.30	30.20	46.00	-15.80	Pass
716.000	H	11.30	23.10	34.40	46.00	-11.60	Pass
30.720	V	16.80	16.70	33.50	40.00	-6.50	Pass
152.740	V	7.60	10.20	17.80	43.50	-25.70	Pass
432.000	V	11.30	17.30	28.60	46.00	-17.40	Pass
494.000	V	9.00	18.90	27.90	46.00	-18.10	Pass
624.720	V	2.40	22.30	24.70	46.00	-21.30	Pass
728.000	V	4.50	23.40	27.90	46.00	-18.10	Pass

**Radiated Emission Above 1GHz**

Pre-scan the EUT in GFSK, Pi/4QPSK and 8DPSK with transmitting and find out the worst case is GFSK mode in transmitting.

Transmitting mode (GFSK mode Lowest channel=2402MHz)

Peak Measurement

Frequency (MHz)	Antenna Polarity	Reading (dBuV/m)	Ant./CL/ Amp.CF (dB)	Measured Level (dBuV/m)	PK Limit (dBuV/m)	Over Limit(dB)	Pass /Fail
1062.000	H	46.38	-5.05	41.33	74.00	-32.67	Pass
4804.000	H	44.27	6.10	50.37	74.00	-23.63	Pass
7206.000	H	43.85	11.80	55.65	74.00	-18.35	Pass
-	-	-	-	-	-	-	-
-	-	-	-	-	-	-	-
-	-	-	-	-	-	-	-
1065.000	V	46.63	-5.05	41.58	74.00	-32.42	Pass
4804.000	V	44.62	6.10	50.72	74.00	-23.28	Pass
7206.000	V	44.06	11.80	55.86	74.00	-18.14	Pass
-	-	-	-	-	-	-	-
-	-	-	-	-	-	-	-
-	-	-	-	-	-	-	-

Average Measurement

Frequency (MHz)	Antenna Polarity	Reading (dBuV/m)	Ant./CL/ Amp.CF (dB)	Measured Level (dBuV/m)	AV Limit (dBuV/m)	Over Limit(dB)	Pass /Fail
1062.000	H	36.88	-5.05	31.83	54.00	-22.17	Pass
4804.000	H	36.25	6.10	42.35	54.00	-11.65	Pass
7206.000	H	35.98	11.80	47.78	54.00	-6.22	Pass
-	-	-	-	-	-	-	-
-	-	-	-	-	-	-	-
-	-	-	-	-	-	-	-
1065.000	V	36.92	-5.05	31.87	54.00	-22.13	Pass
4804.000	V	36.44	6.10	42.54	54.00	-11.46	Pass
7206.000	V	36.04	11.80	47.84	54.00	-6.16	Pass
-	-	-	-	-	-	-	-
-	-	-	-	-	-	-	-
-	-	-	-	-	-	-	-

FCC ID: SOV 8701B

IC ID: 5511A-8701B

"This document is issued by the Company subject to its General Conditions of Service printed overleaf, available on request or accessible at <http://www.ebotek.cn> and, for electronic format documents, subject to Terms and Conditions for Electronic Documents at <http://www.ebotek.cn>. Attention is drawn to the limitation of liability, indemnification and jurisdiction issues defined therein. Any holder of this document is advised that information contained hereon reflects the Company's findings at the time of its intervention only and within the limits of Client's instructions, if any. The Company's sole responsibility is to its Client and this document does not exonerate parties to a transaction from exercising all their rights and obligations under the transaction documents. This document cannot be reproduced except in full, without prior written approval of the Company. Any unauthorized alteration, forgery or falsification of the content or appearance of this document is unlawful and offenders may be prosecuted to the fullest extent of the law. Unless otherwise stated the results shown in this test report refer only to the sample(s) tested and such sample(s) are retained for 90 days only."



Transmitting mode (GFSK mode Middle channel=2447MHz)

Peak Measurement

Frequency (MHz)	Antenna Polarity	Reading (dBuV/m)	Ant./CL/ Amp.CF (dB)	Measured Level (dBuV/m)	PK Limit (dBuV/m)	Over Limit(dB)	Pass /Fail
1125.000	H	42.46	-5.10	37.36	74.00	-36.64	Pass
4894.000	H	44.38	6.10	50.48	74.00	-23.52	Pass
7341.000	H	43.63	11.92	55.55	74.00	-18.45	Pass
-	-	-	-	-	-	-	-
-	-	-	-	-	-	-	-
-	-	-	-	-	-	-	-
1128.000	V	43.26	-5.10	38.16	74.00	-35.84	Pass
4894.000	V	44.58	6.10	50.68	74.00	-23.32	Pass
7341.000	V	43.97	11.92	55.89	74.00	-18.11	Pass
-	-	-	-	-	-	-	-
-	-	-	-	-	-	-	-
-	-	-	-	-	-	-	-

Average Measurement

Frequency (MHz)	Antenna Polarity	Reading (dBuV/m)	Ant./CL/ Amp.CF (dB)	Measured Level (dBuV/m)	AV Limit (dBuV/m)	Over Limit(dB)	Pass /Fail
1125.000	H	35.82	-5.10	30.72	54.00	-23.28	Pass
4894.000	H	36.78	6.10	42.88	54.00	-11.12	Pass
7341.000	H	36.12	11.92	48.04	54.00	-5.96	Pass
-	-	-	-	-	-	-	-
-	-	-	-	-	-	-	-
-	-	-	-	-	-	-	-
1128.000	V	35.88	-5.10	30.78	54.00	-23.22	Pass
4894.000	V	36.95	6.10	43.05	54.00	-10.95	Pass
7341.000	V	36.46	11.92	48.38	54.00	-5.62	Pass
-	-	-	-	-	-	-	-
-	-	-	-	-	-	-	-
-	-	-	-	-	-	-	-

FCC ID: SOV 8701B

IC ID: 5511A-8701B

"This document is issued by the Company subject to its General Conditions of Service printed overleaf, available on request or accessible at <http://www.ebotech.cn> and, for electronic format documents, subject to Terms and Conditions for Electronic Documents at <http://www.ebotech.cn>. Attention is drawn to the limitation of liability, indemnification and jurisdiction issues defined therein. Any holder of this document is advised that information contained hereon reflects the Company's findings at the time of its intervention only and within the limits of Client's instructions, if any. The Company's sole responsibility is to its Client and this document does not exonerate parties to a transaction from exercising all their rights and obligations under the transaction documents. This document cannot be reproduced except in full, without prior written approval of the Company. Any unauthorized alteration, forgery or falsification of the content or appearance of this document is unlawful and offenders may be prosecuted to the fullest extent of the law. Unless otherwise stated the results shown in this test report refer only to the sample(s) tested and such sample(s) are retained for 90 days only."



Transmitting mode (GFSK mode Highest channel=2480MHz)

Peak Measurement

Frequency (MHz)	Antenna Polarity	Reading (dBuV/m)	Ant./CL/ Amp.CF (dB)	Measured Level (dBuV/m)	PK Limit (dBuV/m)	Over Limit(dB)	Pass /Fail
1126.000	H	43.18	-5.10	38.08	74.00	-35.92	Pass
4960.000	H	44.94	6.10	51.04	74.00	-22.96	Pass
7440.000	H	43.76	12.10	55.86	74.00	-18.14	Pass
-	-	-	-	-	-	-	-
-	-	-	-	-	-	-	-
-	-	-	-	-	-	-	-
1128.000	V	43.52	-4.80	38.72	74.00	-35.28	Pass
4960.000	V	45.15	6.10	51.25	74.00	-22.75	Pass
7440.000	V	44.06	12.10	56.16	74.00	-17.84	Pass
-	-	-	-	-	-	-	-
-	-	-	-	-	-	-	-
-	-	-	-	-	-	-	-

Average Measurement

Frequency (MHz)	Antenna Polarity	Reading (dBuV/m)	Ant./CL/ Amp.CF (dB)	Measured Level (dBuV/m)	AV Limit (dBuV/m)	Over Limit(dB)	Pass /Fail
1126.000	H	36.01	-5.10	30.91	54.00	-23.09	Pass
4960.000	H	37.27	6.10	43.37	54.00	-10.63	Pass
7440.000	H	36.49	12.10	48.59	54.00	-5.41	Pass
-	-	-	-	-	-	-	-
-	-	-	-	-	-	-	-
-	-	-	-	-	-	-	-
1128.000	V	36.13	-4.80	31.33	54.00	-22.67	Pass
4960.000	V	37.56	6.10	43.66	54.00	-10.34	Pass
7440.000	V	36.78	12.10	48.88	54.00	-5.12	Pass
-	-	-	-	-	-	-	-
-	-	-	-	-	-	-	-
-	-	-	-	-	-	-	-

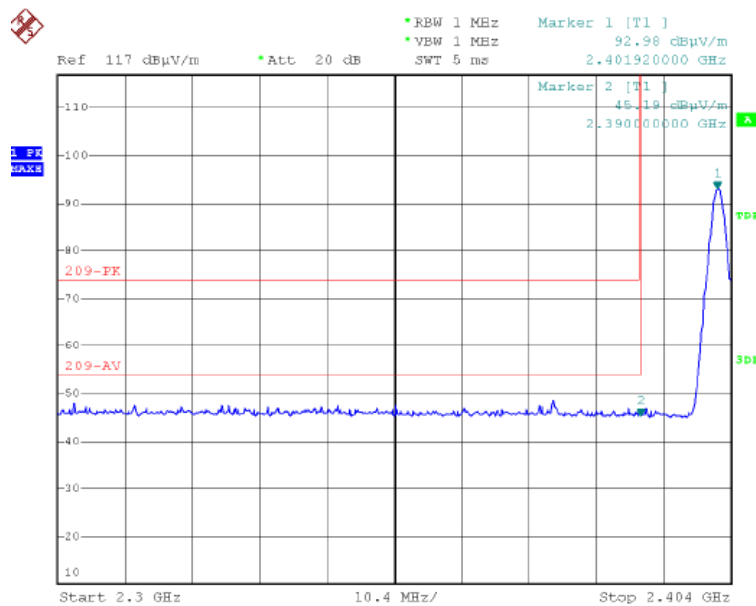


Band Edge and Restrictd band (Radiated measurement)

Pre-scan the EUT in GFSK, Pi/4QPSK and 8DPSK with transmintting mode and find out the worst case is 8DPSK mode in transmitting.

Transmitting with 8DPSK mode (Lowest channel=2402MHz)

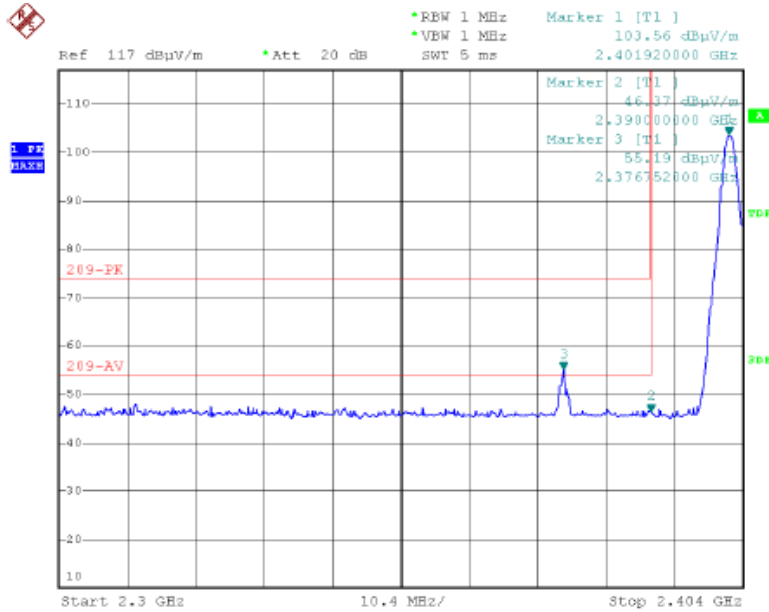
Peak Measurement in Horizontal polarization



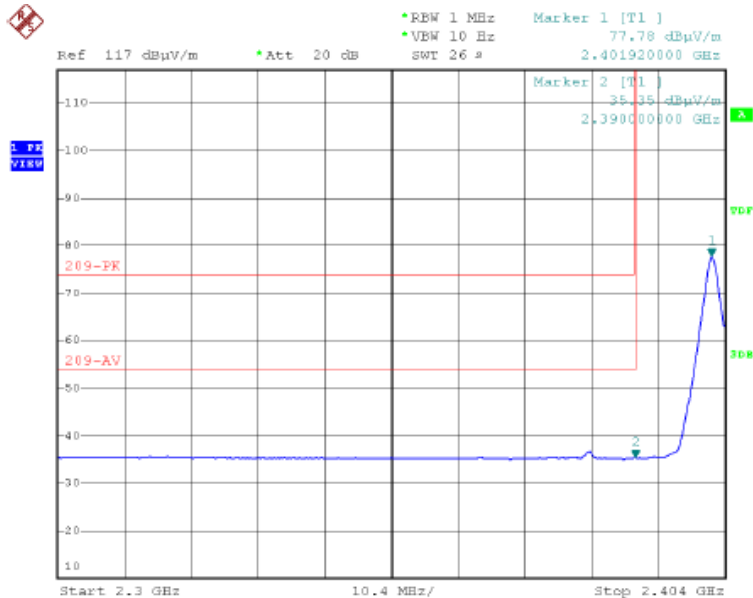


Transmitting with 8DPSK mode (Lowest channel=2402MHz)

Peak Measurement in Vertical polarization



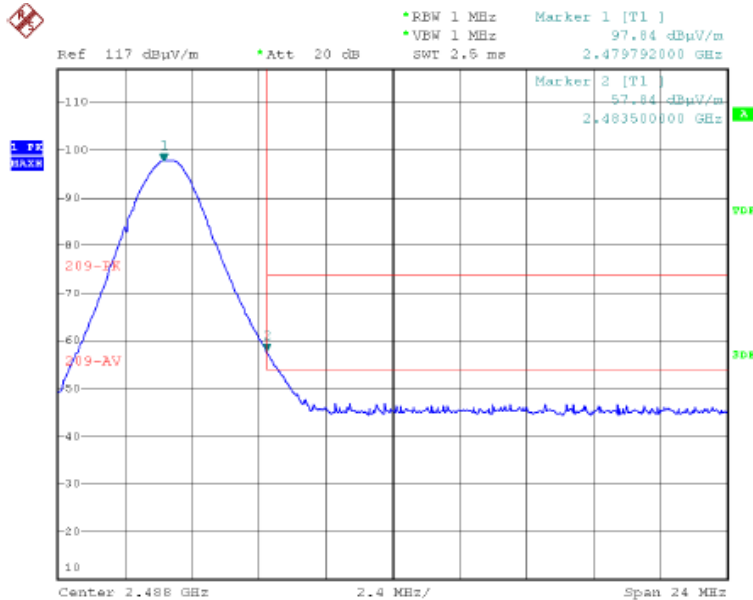
Average Measurement in Vertical polarization



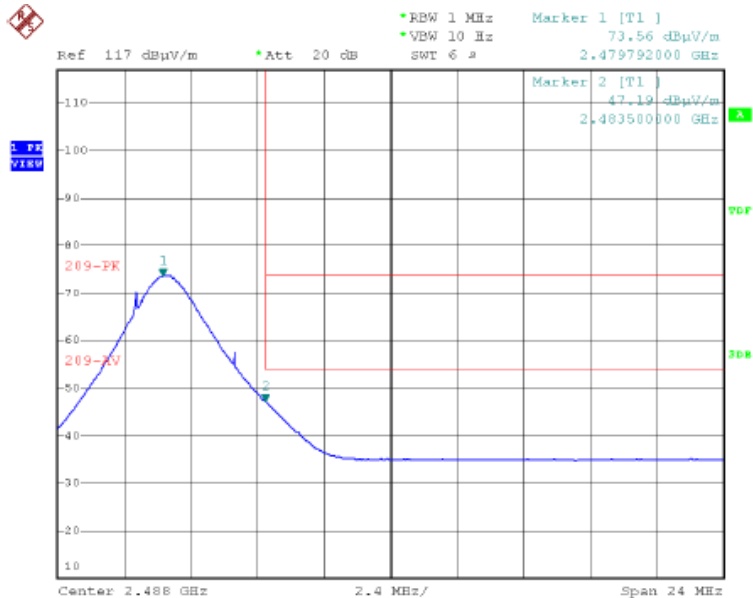


Transmitting with 8DPSK mode (Highest channel=2480MHz)

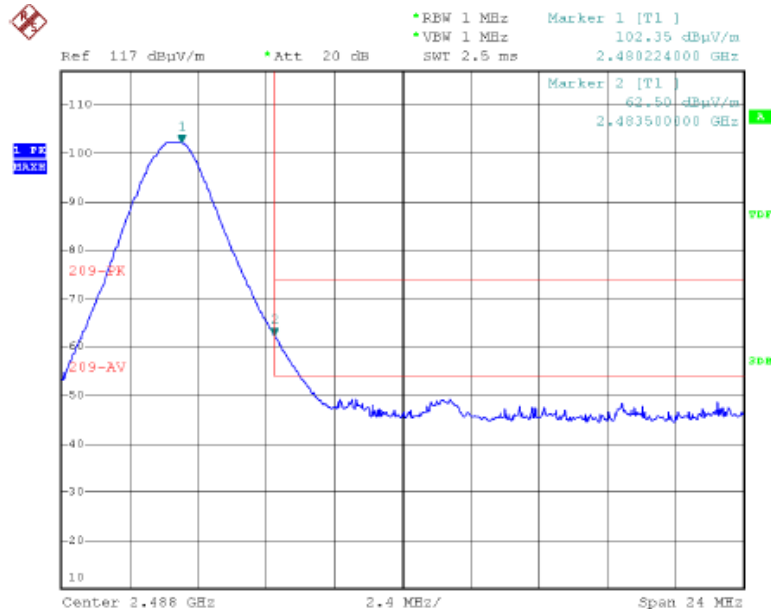
Peak Measurement in Horizontal polarization



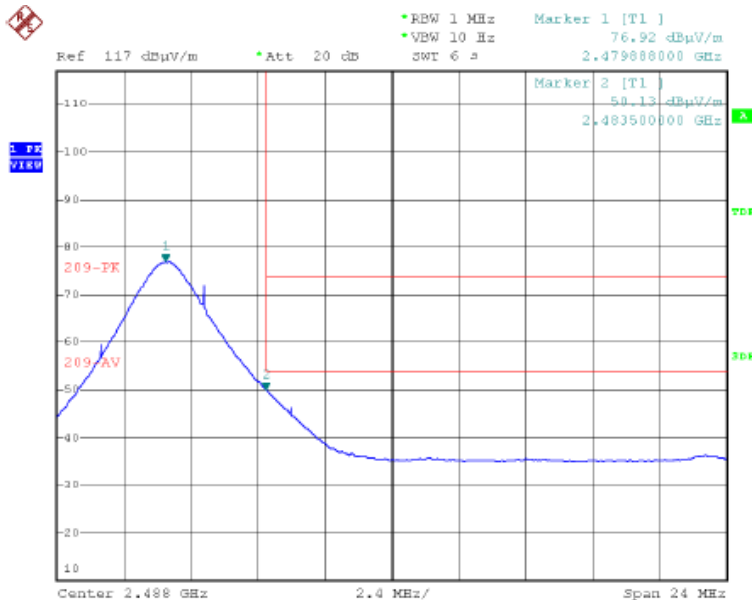
Average Measurement in Horizontal polarization



Peak Measurement in Vertical polarization



Average Measurement in Vertical polarization



FCC ID: SOV 8701B

IC ID: 5511A-8701B

"This document is issued by the Company subject to its General Conditions of Service printed overleaf, available on request or accessible at <http://www.ebotek.cn> and, for electronic format documents, subject to Terms and Conditions for Electronic Documents at <http://www.ebotek.cn>. Attention is drawn to the limitation of liability, indemnification and jurisdiction issues defined therein. Any holder of this document is advised that information contained hereon reflects the Company's findings at the time of its intervention only and within the limits of Client's instructions, if any. The Company's sole responsibility is to its Client and this document does not exonerate parties to a transaction from exercising all their rights and obligations under the transaction documents. This document cannot be reproduced except in full, without prior written approval of the Company. Any unauthorized alteration, forgery or falsification of the content or appearance of this document is unlawful and offenders may be prosecuted to the fullest extent of the law. Unless otherwise stated the results shown in this test report refer only to the sample(s) tested and such sample(s) are retained for 90 days only."

**Remark 1:**

No any other emissions level which are attenuated less than 20dB below the limit According to 15.31(o), The amplitude of spurious emissions from intentional radiators and emissions from unintentional radiators which are attenuated more than 20 dB below the permissible value need not be reported unless specifically required elsewhere in this Part. Hence there no other emissions have been reported.

Remark 2:

- 1). As shown in Section, for frequencies above 1000 MHz. the above field strength limits are based on average limits. However, the peak field strength of any emission shall not exceed the maximum permitted average limits specified above by more than 20 dB under any condition of modulation.
- 2). The test only perform the EUT in transmitting status since the test frequencies were over 1GHz only required transmitting status.
- 3) Pre-Scan has been conducted to determine the worst-case mode from all possible Combinations between available modulations, data rates and antenna ports, and found the EUT worse case mode: 8DPSK modulation mode.
- 4) For this intentional radiator operates below 25 GHz. The spectrum shall be investigated to the tenth harmonic of the highest fundamental frequency. And above the 4th harmonic of this intentional radiator, the disturbance is very low. So the test result only displays to 4th harmonic.

Remark 3:

Section 15.205 Restricted bands of operation.

MHz	MHz	MHz	GHz
0.090 - 0.110	16.42 - 16.423	399.9 - 410	4.5 - 5.15
10.495 - 0.505	16.69475 - 16.69525	608 - 614	5.35 - 5.46
2.1735 - 2.1905	16.80425 - 16.80475	960 - 1240	7.25 - 7.75
4.125 - 4.128	25.5 - 25.67	1300 - 1427	8.025 - 8.5
4.17725 - 4.17775	37.5 - 38.25	1435 - 1626.5	9.0 - 9.2
4.20725 - 4.20775	73 - 74.6	1645.5 - 1646.5	9.3 - 9.5
6.215 - 6.218	74.8 - 75.2	1660 - 1710	10.6 - 12.7
6.26775 - 6.26825	108 - 121.94	1718.8 - 1722.2	13.25 - 13.4
6.31175 - 6.31225	123 - 138	2200 - 2300	14.47 - 14.5
8.291 - 8.294	149.9 - 150.05	2310 - 2390	15.35 - 16.2
8.362 - 8.366	156.52475 -	2483.5 - 2500	17.7 - 21.4
8.37625 - 8.38675	156.52525	2655 - 2900	22.01 - 23.12
8.41425 - 8.41475	156.7 - 156.9	3260 - 3267	23.6 - 24.0
12.29 - 12.293	162.0125 - 167.17	3332 - 3339	31.2 - 31.8
12.51975 - 12.52025	167.72 - 173.2	3345.8 - 3358	36.43 - 36.5
12.57675 - 12.57725	240 - 285	3600 - 4400	(²)
13.36 - 13.41	322 - 335.4		

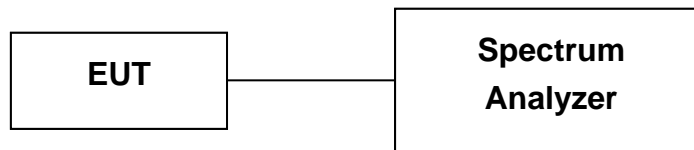
All the emissions appearing within 15.205 restricted frequency bands shall not exceed the limits shown in 15.209, all the other emissions shall be at least 20dB below the fundamental emissions, or comply with 15.209 limits.



5.3 Maximun Peak Output Power

Test Requirement:	FCC 15.247(b) RSS-210 A 8.4(2)
Test Method:	ANSI C63.4:2003 and KDB DA00-705.
Method of Measurement:	The EUT was setup to ANSI C63.4, 2003, tested to FHSS test procedure of KDB DA00-705 for compliance to FCC 47CFR 15.247 requirements.
Detector:	RBW=3 MHz, VBW=10 MHz (Peak detector)
Test Mode:	Bluetooth in transmit mode without hopping
Test Voltage:	Pretest the EUT with voltage $120 \pm 15\%$ Vac, 60Hz; and found out at 120Vac, 60Hz is the worst case.
Test Date:	12 July. 2011
Temperature:	24°C
Humidity:	55%
Limit:	Regulation 15.247 (b) The Limit of Maximum Peak Output Power Measurement is 30dBm.

5.3.1 Test Setup



**5.3.2 Measurement Data**

For EUT communicating with GFSK Mode

Chanel Frequency (GHz)	Peak Output Power(dBm)	Cable Loss (dB)	Power level(dBm)	Limit (dBm)	Over Limit (dB)
2.402	-1.72	0.5	-1.22	30.00	-31.22
2.447	-1.35	0.5	-0.85	30.00	-30.85
2.480	-2.02	0.5	-1.52	30.00	-31.52

For EUT communicating with Pi/4QPSK Mode

Chanel Frequency (GHz)	Peak Output Power(dBm)	Cable Loss (dB)	Power level(dBm)	Limit (dBm)	Over Limit (dB)
2.402	0.42	0.5	0.92	30.00	-29.08
2.447	0.23	0.5	0.73	30.00	-29.27
2.480	0.20	0.5	0.70	30.00	-29.30

For EUT communicating with 8DPSK Mode

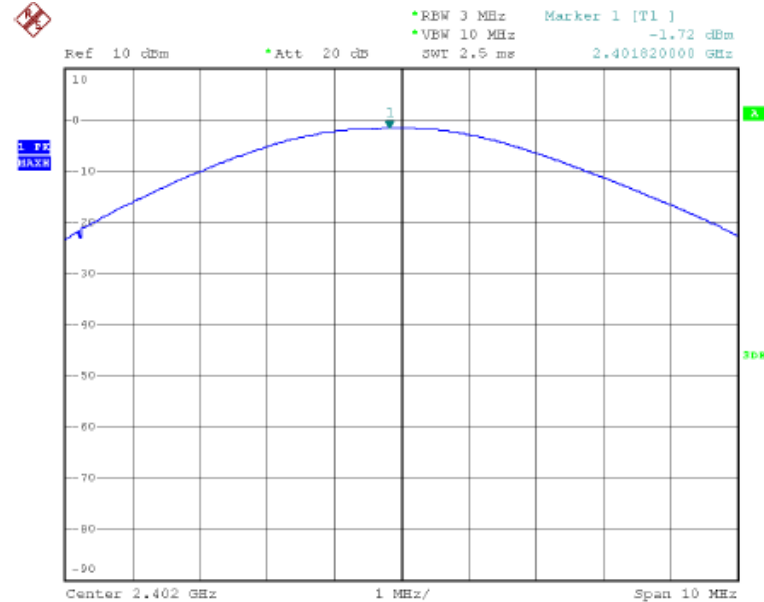
Chanel Frequency (GHz)	Peak Output Power(dBm)	Cable Loss (dB)	Power level(dBm)	Limit (dBm)	Over Limit (dB)
2.402	-1.93	0.5	-1.43	30.00	-31.43
2.447	-1.99	0.5	-1.49	30.00	-31.49
2.480	-1.99	0.5	-1.49	30.00	-31.49

Test result: The unit does meet the requirements.**Test result plot as follows:**

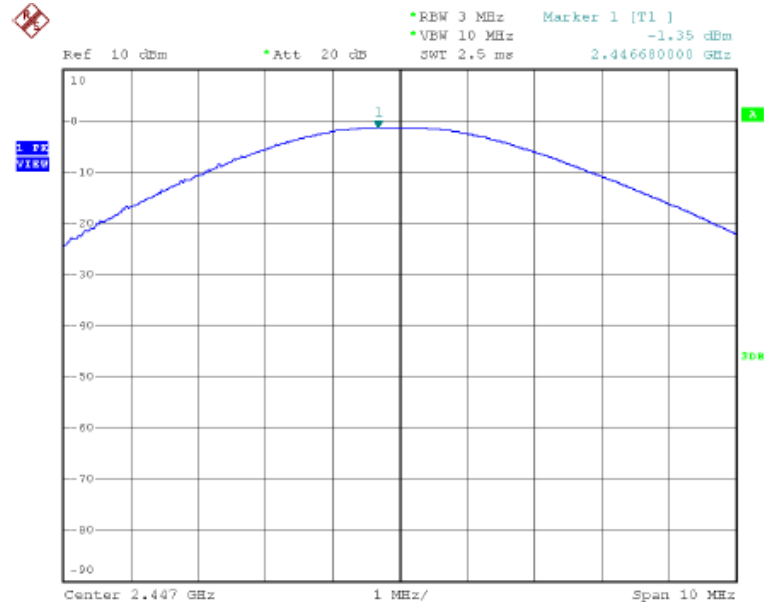


The EUT communicating with GFSK Mode

Lowest channel=2402MHz

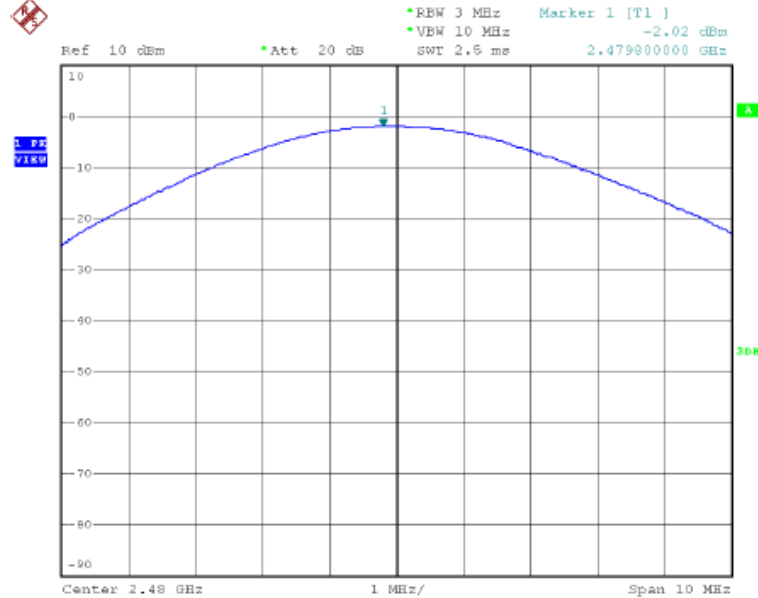


Middle channel=2447MHz





Highest channel=2480MHz



FCC ID: SOV 8701B

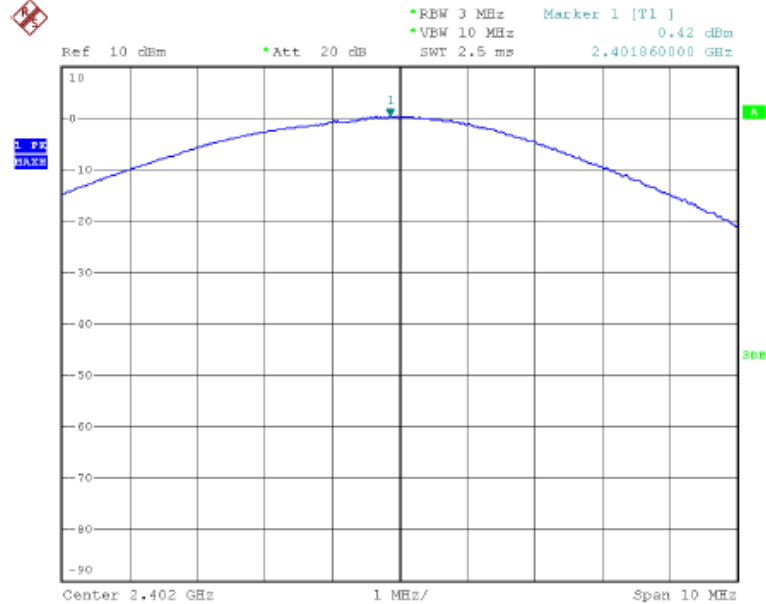
IC ID: 5511A-8701B

"This document is issued by the Company subject to its General Conditions of Service printed overleaf, available on request or accessible at <http://www.ebotek.cn> and, for electronic format documents, subject to Terms and Conditions for Electronic Documents at <http://www.ebotek.cn>. Attention is drawn to the limitation of liability, indemnification and jurisdiction issues defined therein. Any holder of this document is advised that information contained hereon reflects the Company's findings at the time of its intervention only and within the limits of Client's instructions, if any. The Company's sole responsibility is to its Client and this document does not exonerate parties to a transaction from exercising all their rights and obligations under the transaction documents. This document cannot be reproduced except in full, without prior written approval of the Company. Any unauthorized alteration, forgery or falsification of the content or appearance of this document is unlawful and offenders may be prosecuted to the fullest extent of the law. Unless otherwise stated the results shown in this test report refer only to the sample(s) tested and such sample(s) are retained for 90 days only."

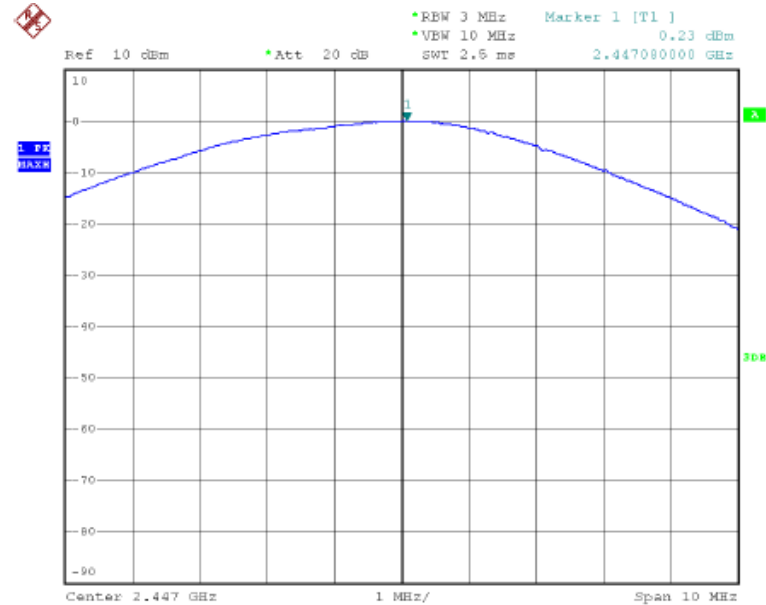


The EUT communicating with Pi/4QPSK Mode

Lowest channel=2402MHz



Middle channel=2447MHz



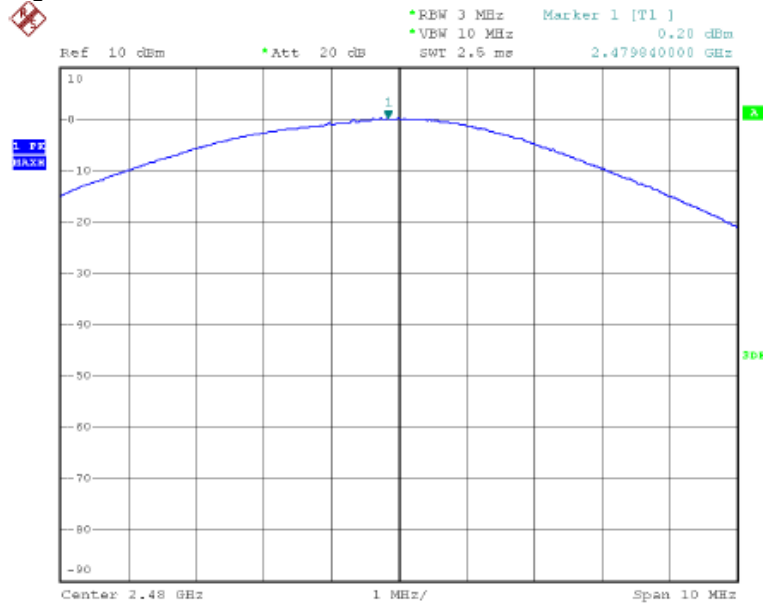
FCC ID: SOV 8701B

IC ID: 5511A-8701B

"This document is issued by the Company subject to its General Conditions of Service printed overleaf, available on request or accessible at <http://www.ebotek.cn> and, for electronic format documents, subject to Terms and Conditions for Electronic Documents at <http://www.ebotek.cn>. Attention is drawn to the limitation of liability, indemnification and jurisdiction issues defined therein. Any holder of this document is advised that information contained hereon reflects the Company's findings at the time of its intervention only and within the limits of Client's instructions, if any. The Company's sole responsibility is to its Client and this document does not exonerate parties to a transaction from exercising all their rights and obligations under the transaction documents. This document cannot be reproduced except in full, without prior written approval of the Company. Any unauthorized alteration, forgery or falsification of the content or appearance of this document is unlawful and offenders may be prosecuted to the fullest extent of the law. Unless otherwise stated the results shown in this test report refer only to the sample(s) tested and such sample(s) are retained for 90 days only."



Highest channel=2480MHz



FCC ID: SOV 8701B

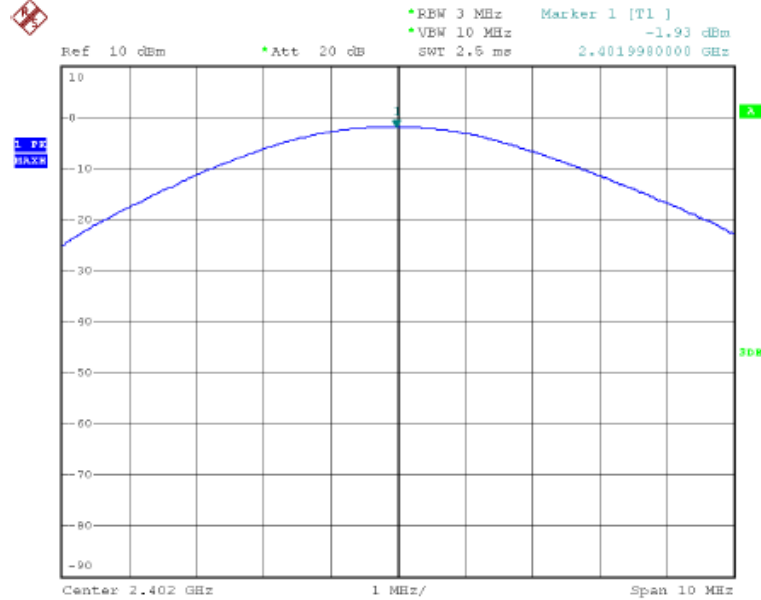
IC ID: 5511A-8701B

"This document is issued by the Company subject to its General Conditions of Service printed overleaf, available on request or accessible at <http://www.ebotek.cn> and, for electronic format documents, subject to Terms and Conditions for Electronic Documents at <http://www.ebotek.cn>. Attention is drawn to the limitation of liability, indemnification and jurisdiction issues defined therein. Any holder of this document is advised that information contained hereon reflects the Company's findings at the time of its intervention only and within the limits of Client's instructions, if any. The Company's sole responsibility is to its Client and this document does not exonerate parties to a transaction from exercising all their rights and obligations under the transaction documents. This document cannot be reproduced except in full, without prior written approval of the Company. Any unauthorized alteration, forgery or falsification of the content or appearance of this document is unlawful and offenders may be prosecuted to the fullest extent of the law. Unless otherwise stated the results shown in this test report refer only to the sample(s) tested and such sample(s) are retained for 90 days only."

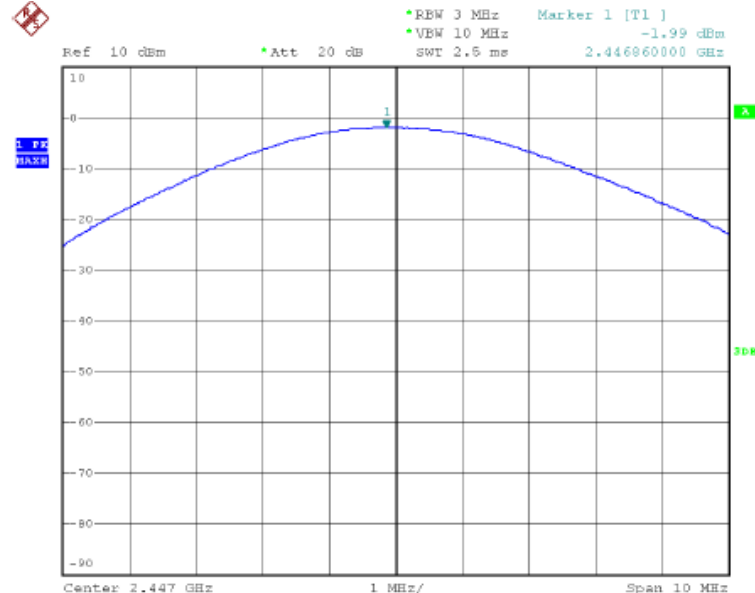


The EUT communicating with 8DPSK Mode

Lowest channel=2402MHz

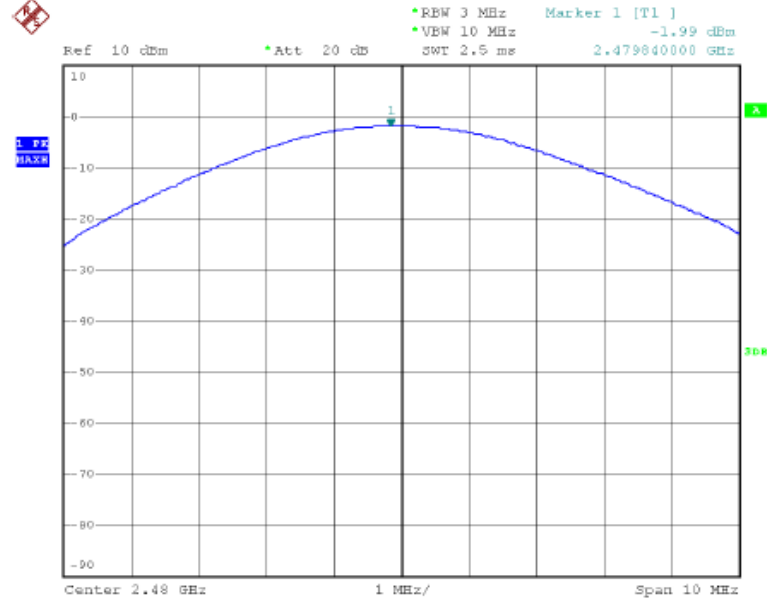


Middle channel=2447MHz





Highest channel=2480MHz



FCC ID: SOV 8701B

IC ID: 5511A-8701B

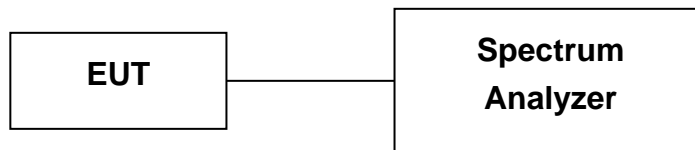
"This document is issued by the Company subject to its General Conditions of Service printed overleaf, available on request or accessible at <http://www.ebotek.cn> and, for electronic format documents, subject to Terms and Conditions for Electronic Documents at <http://www.ebotek.cn>. Attention is drawn to the limitation of liability, indemnification and jurisdiction issues defined therein. Any holder of this document is advised that information contained hereon reflects the Company's findings at the time of its intervention only and within the limits of Client's instructions, if any. The Company's sole responsibility is to its Client and this document does not exonerate parties to a transaction from exercising all their rights and obligations under the transaction documents. This document cannot be reproduced except in full, without prior written approval of the Company. Any unauthorized alteration, forgery or falsification of the content or appearance of this document is unlawful and offenders may be prosecuted to the fullest extent of the law. Unless otherwise stated the results shown in this test report refer only to the sample(s) tested and such sample(s) are retained for 90 days only."



5.4 20dB Occupied Bandwidth

Test Requirement: FCC 15.247(b), RSS-210 A 8.1(b)
Test Method: ANSI C63.4:2003 and KDB DA00-705.
Method of Measurement: The EUT was setup to ANSI C63.4, 2003, tested to FHSS test procedure of KDB DA00-705 for compliance to FCC 47CFR 15.247 requirements.
Detector: RBW=30kHz, VBW=100kHz (Peak detector)
Test Mode: Bluetooth in transmit mode without hopping
Test Voltage: 120Vac,60Hz
Test Date: 06 July. 2011
Temperature: 24°C
Humidity: 52%
Limit: N/A

5.4.1 Test Setup



5.4.2 Measurement Data

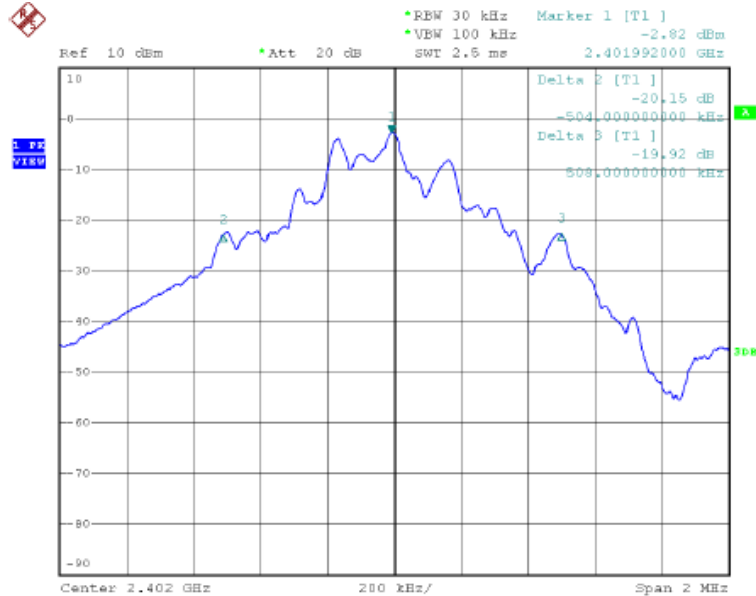
Chanel Frequency (GHz)	20 dB Occupy Bandwidth(MHz)		
	GFSK	Pi/4QPSK	8DPSK
2.402	1.012	0.664	1.116
2.447	0.876	0.656	1.116
2.480	1.012	0.652	1.128

Test result: The unit does meet the requirements.

Test result plot as follows:



The EUT communicating with GFSK Mode
Lowest channel=2402MHz

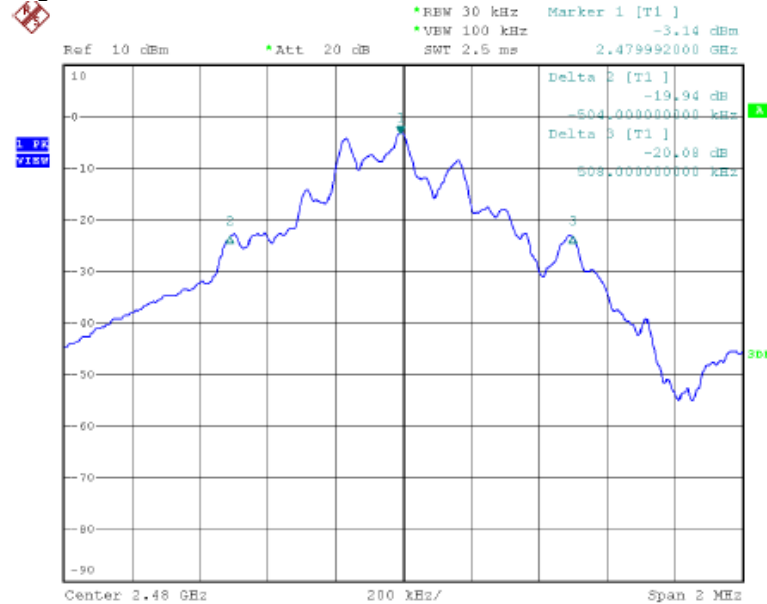


Middle channel=2447MHz





Highest channel=2480MHz



FCC ID: SOV 8701B

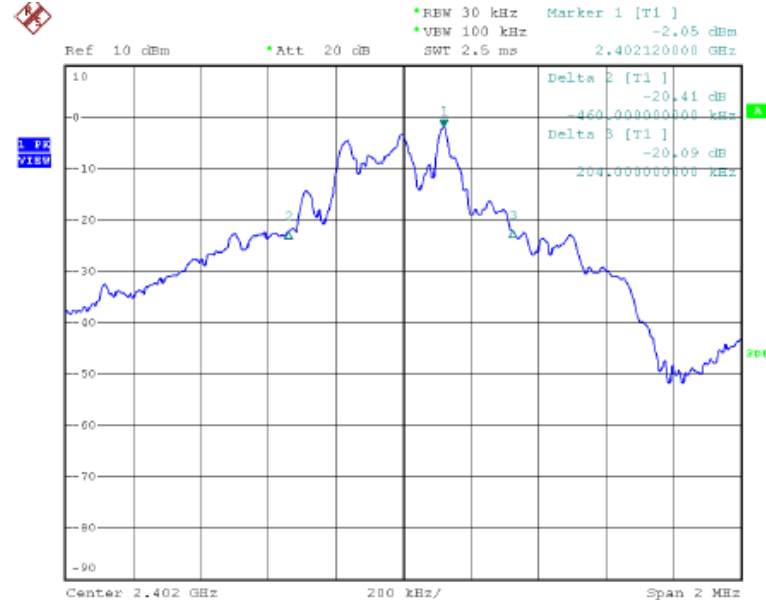
IC ID: 5511A-8701B

"This document is issued by the Company subject to its General Conditions of Service printed overleaf, available on request or accessible at <http://www.ebotek.cn> and, for electronic format documents, subject to Terms and Conditions for Electronic Documents at <http://www.ebotek.cn>. Attention is drawn to the limitation of liability, indemnification and jurisdiction issues defined therein. Any holder of this document is advised that information contained hereon reflects the Company's findings at the time of its intervention only and within the limits of Client's instructions, if any. The Company's sole responsibility is to its Client and this document does not exonerate parties to a transaction from exercising all their rights and obligations under the transaction documents. This document cannot be reproduced except in full, without prior written approval of the Company. Any unauthorized alteration, forgery or falsification of the content or appearance of this document is unlawful and offenders may be prosecuted to the fullest extent of the law. Unless otherwise stated the results shown in this test report refer only to the sample(s) tested and such sample(s) are retained for 90 days only."



The EUT communicating with Pi/4QPSK Mode

Lowest channel=2402MHz

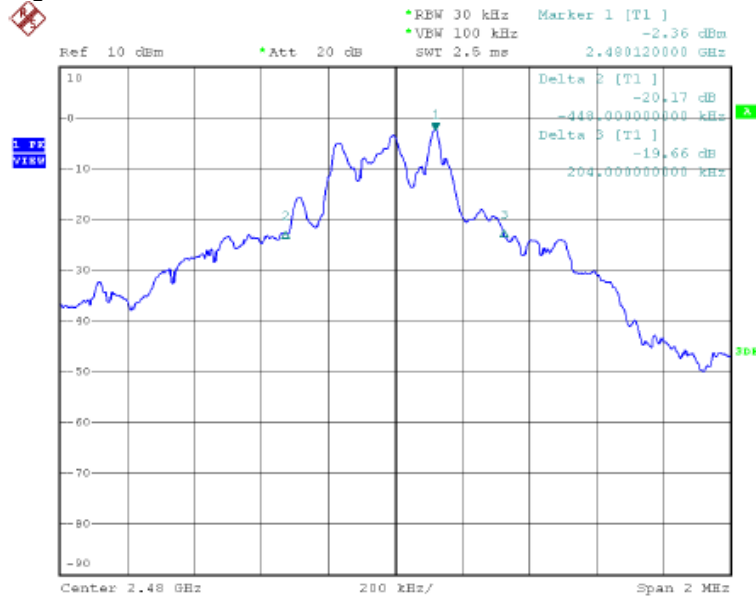


Middle channel=2447MHz





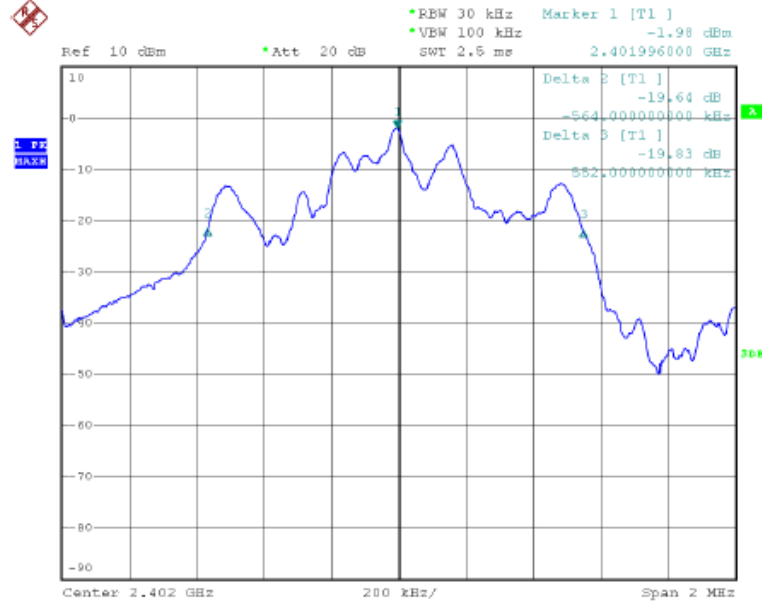
Highest channel=2480MHz



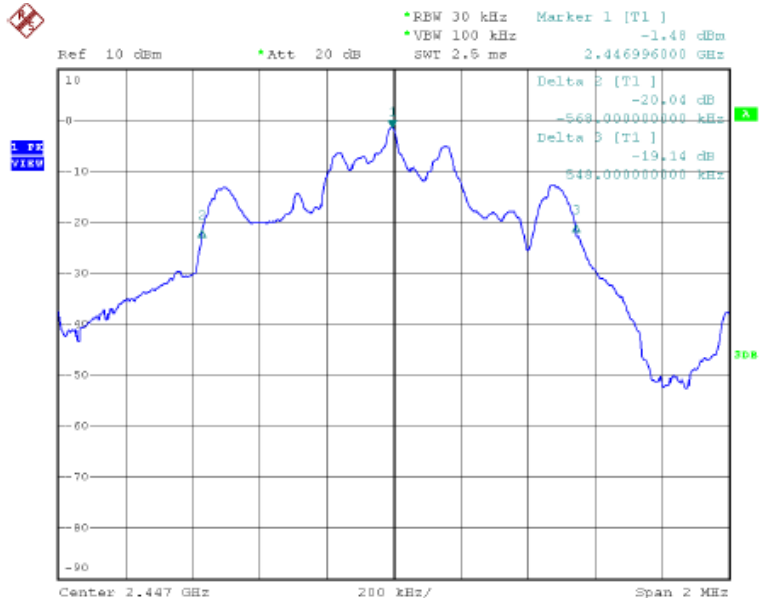


The EUT communicating with 8DPSK Mode

Lowest channel=2402MHz

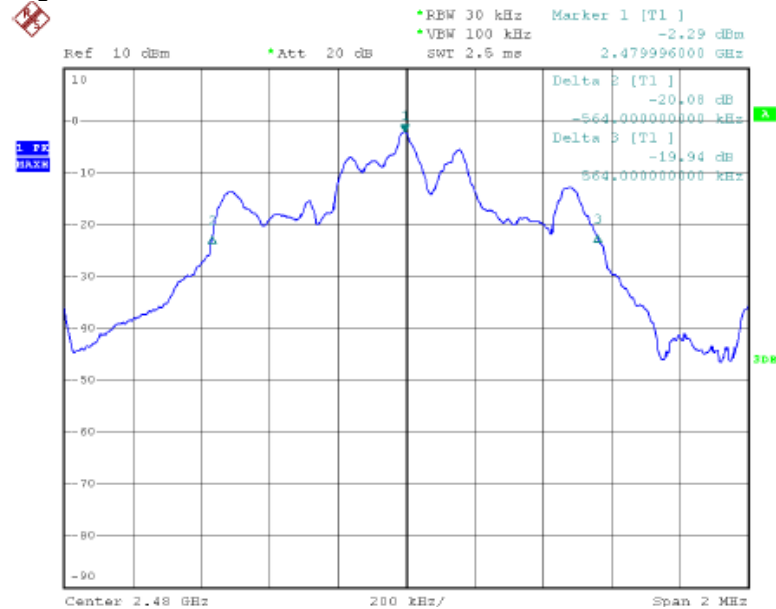


Middle channel=2447MHz





Highest channel=2480MHz



FCC ID: SOV 8701B

IC ID: 5511A-8701B

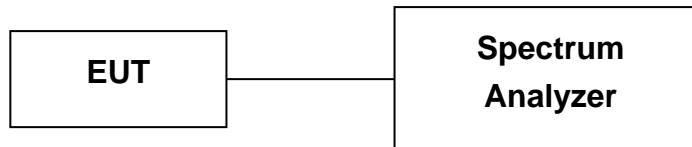
"This document is issued by the Company subject to its General Conditions of Service printed overleaf, available on request or accessible at <http://www.ebotek.cn> and, for electronic format documents, subject to Terms and Conditions for Electronic Documents at <http://www.ebotek.cn>. Attention is drawn to the limitation of liability, indemnification and jurisdiction issues defined therein. Any holder of this document is advised that information contained hereon reflects the Company's findings at the time of its intervention only and within the limits of Client's instructions, if any. The Company's sole responsibility is to its Client and this document does not exonerate parties to a transaction from exercising all their rights and obligations under the transaction documents. This document cannot be reproduced except in full, without prior written approval of the Company. Any unauthorized alteration, forgery or falsification of the content or appearance of this document is unlawful and offenders may be prosecuted to the fullest extent of the law. Unless otherwise stated the results shown in this test report refer only to the sample(s) tested and such sample(s) are retained for 90 days only."



5.5 99% Occupied Bandwidth

Test Requirement:	RSS-Gen Section 4.6.1
Test Method:	ANSI C63.4:2003
Detector:	RBW=30kHz, VBW=100kHz (Peak detector)
Test Mode:	Bluetooth in transmit mode without hopping
Test Voltage:	120Vac,60Hz
Test Date:	06 July. 2011
Temperature:	24℃
Humidity:	52%
Limit:	N/A

5.5.1 Test Setup



5.5.2 Measurement Data

Chanel Frequency (GHz)	99% Occupy Bandwidth(MHz)		
	GFSK	Pi/4QPSK	8DPSK
2.402	0.932	1.076	1.084
2.447	1.000	1.080	1.076
2.480	1.004	1.076	1.088

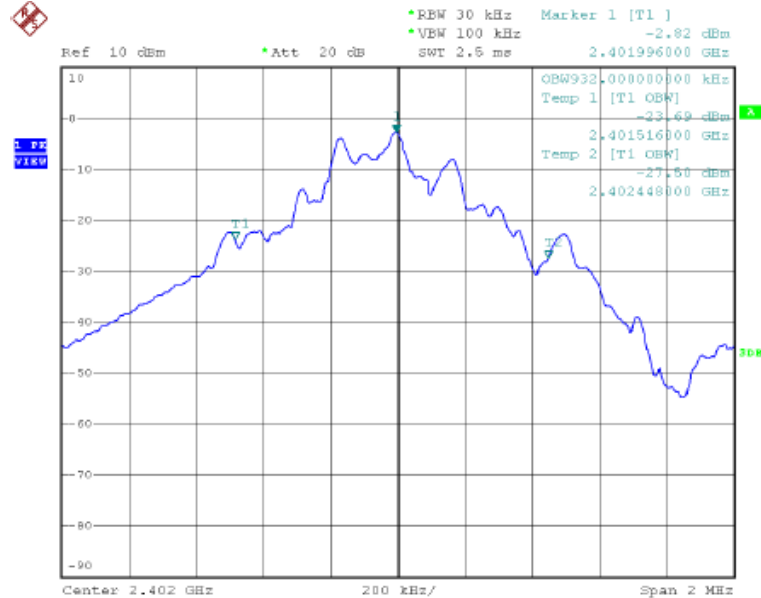
Test result: The unit does meet the requirements.

Test result plot as follows:

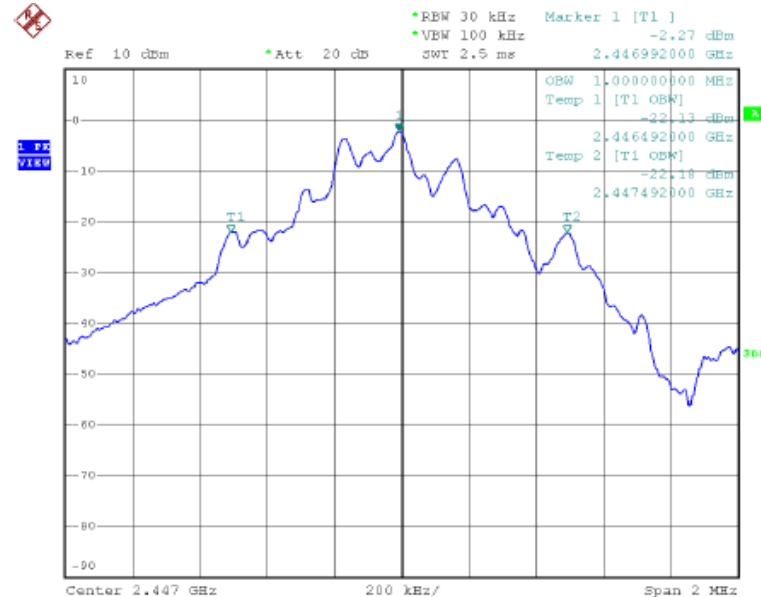


The EUT communicating with GFSK Mode

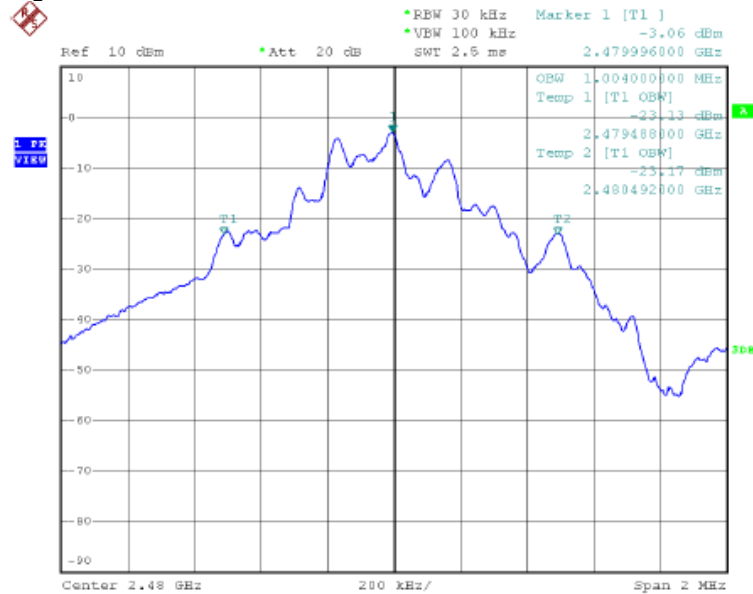
Lowest channel=2402MHz



Middle channel=2447MHz



Highest channel=2480MHz



FCC ID: SOV 8701B

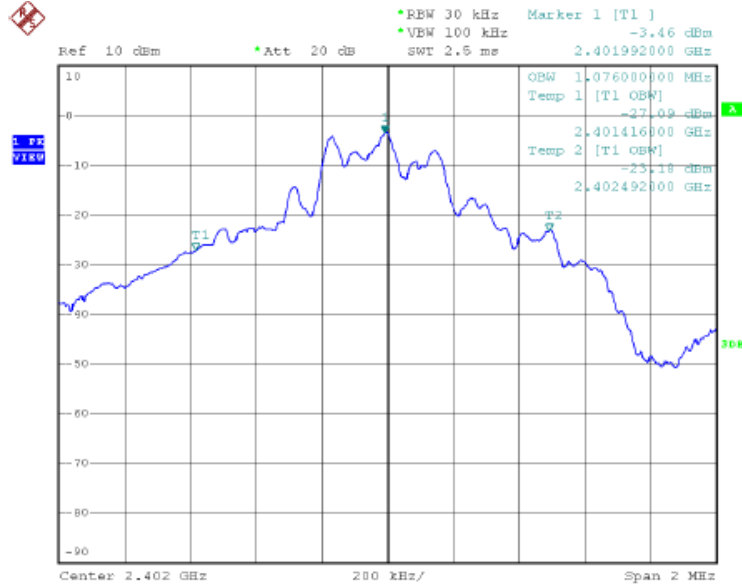
IC ID: 5511A-8701B

"This document is issued by the Company subject to its General Conditions of Service printed overleaf, available on request or accessible at <http://www.ebotek.cn> and, for electronic format documents, subject to Terms and Conditions for Electronic Documents at <http://www.ebotek.cn>. Attention is drawn to the limitation of liability, indemnification and jurisdiction issues defined therein. Any holder of this document is advised that information contained hereon reflects the Company's findings at the time of its intervention only and within the limits of Client's instructions, if any. The Company's sole responsibility is to its Client and this document does not exonerate parties to a transaction from exercising all their rights and obligations under the transaction documents. This document cannot be reproduced except in full, without prior written approval of the Company. Any unauthorized alteration, forgery or falsification of the content or appearance of this document is unlawful and offenders may be prosecuted to the fullest extent of the law. Unless otherwise stated the results shown in this test report refer only to the sample(s) tested and such sample(s) are retained for 90 days only."



The EUT communicating with Pi/4QPSK Mode

Lowest channel=2402MHz

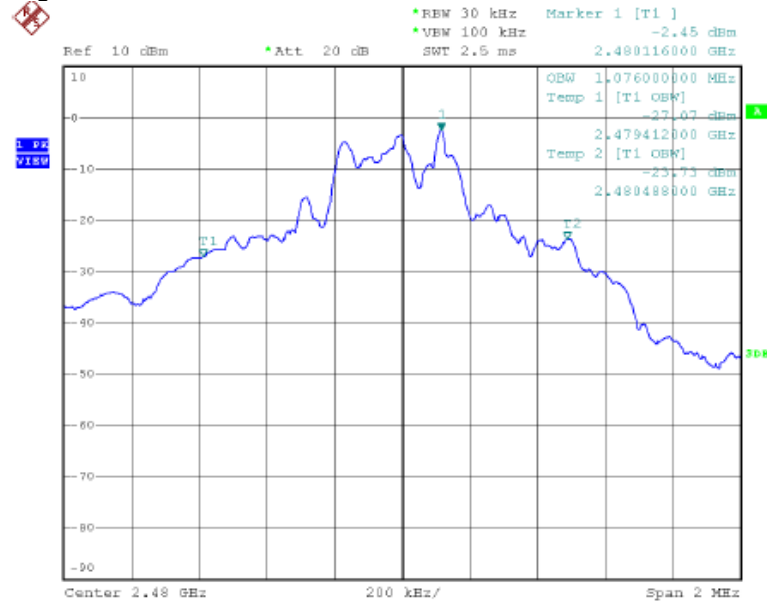


Middle channel=2447MHz





Highest channel=2480MHz



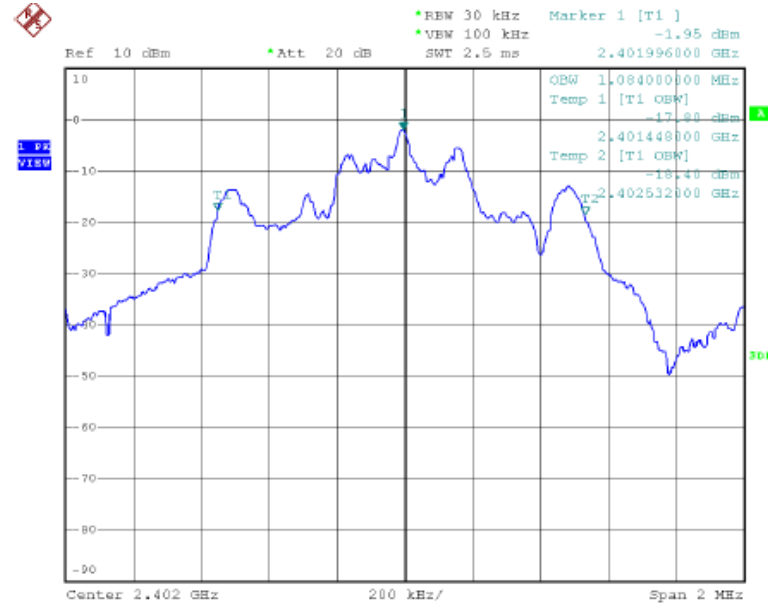
FCC ID: SOV 8701B

IC ID: 5511A-8701B

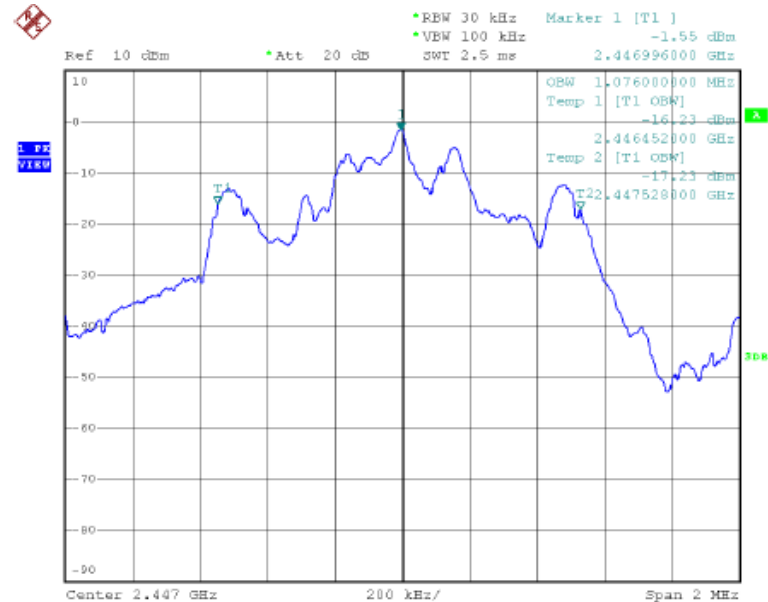
"This document is issued by the Company subject to its General Conditions of Service printed overleaf, available on request or accessible at <http://www.ebotek.cn> and, for electronic format documents, subject to Terms and Conditions for Electronic Documents at <http://www.ebotek.cn>. Attention is drawn to the limitation of liability, indemnification and jurisdiction issues defined therein. Any holder of this document is advised that information contained hereon reflects the Company's findings at the time of its intervention only and within the limits of Client's instructions, if any. The Company's sole responsibility is to its Client and this document does not exonerate parties to a transaction from exercising all their rights and obligations under the transaction documents. This document cannot be reproduced except in full, without prior written approval of the Company. Any unauthorized alteration, forgery or falsification of the content or appearance of this document is unlawful and offenders may be prosecuted to the fullest extent of the law. Unless otherwise stated the results shown in this test report refer only to the sample(s) tested and such sample(s) are retained for 90 days only."

The EUT communicating with 8DPSK Mode

Lowest channel=2402MHz



Middle channel=2447MHz



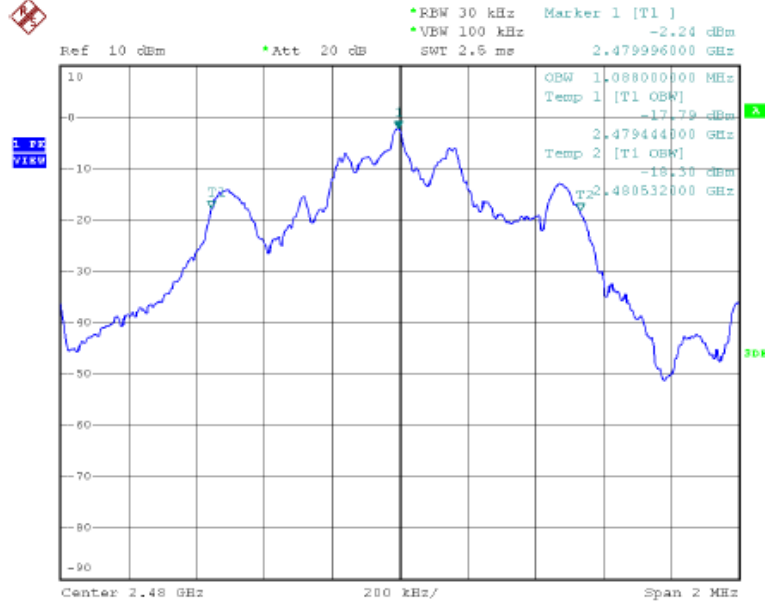
FCC ID: SOV 8701B

IC ID: 5511A-8701B

“This document is issued by the Company subject to its General Conditions of Service printed overleaf, available on request or accessible at <http://www.ebotek.cn> and, for electronic format documents, subject to Terms and Conditions for Electronic Documents at <http://www.ebotek.cn>. Attention is drawn to the limitation of liability, indemnification and jurisdiction issues defined therein. Any holder of this document is advised that information contained hereon reflects the Company's findings at the time of its intervention only and within the limits of Client's instructions, if any. The Company's sole responsibility is to its Client and this document does not exonerate parties to a transaction from exercising all their rights and obligations under the transaction documents. This document cannot be reproduced except in full, without prior written approval of the Company. Any unauthorized alteration, forgery or falsification of the content or appearance of this document is unlawful and offenders may be prosecuted to the fullest extent of the law. Unless otherwise stated the results shown in this test report refer only to the sample(s) tested and such sample(s) are retained for 90 days only.”



Highest channel=2480MHz



FCC ID: SOV 8701B

IC ID: 5511A-8701B

"This document is issued by the Company subject to its General Conditions of Service printed overleaf, available on request or accessible at <http://www.ebotek.cn> and, for electronic format documents, subject to Terms and Conditions for Electronic Documents at <http://www.ebotek.cn>. Attention is drawn to the limitation of liability, indemnification and jurisdiction issues defined therein. Any holder of this document is advised that information contained hereon reflects the Company's findings at the time of its intervention only and within the limits of Client's instructions, if any. The Company's sole responsibility is to its Client and this document does not exonerate parties to a transaction from exercising all their rights and obligations under the transaction documents. This document cannot be reproduced except in full, without prior written approval of the Company. Any unauthorized alteration, forgery or falsification of the content or appearance of this document is unlawful and offenders may be prosecuted to the fullest extent of the law. Unless otherwise stated the results shown in this test report refer only to the sample(s) tested and such sample(s) are retained for 90 days only."



5.6 Carrier Frequency Separation

Test Requirement: FCC 15.247(a)(1)
RSS-210 A 8.1(b)

Test Method: ANSI C63.4:2003 and KDB DA00-705

Detector: RBW=30kHz,VBW=100 KHz (Peak detector)

Test Mode: Blue tooth transmit with hopping mode

Test Voltage: 120Vac,60Hz

Test Date: 06 July. 2011

Temperature: 24°C

Humidity: 51%

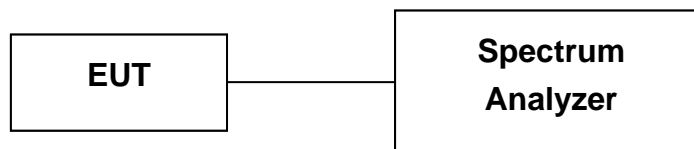
Limit: $\geq 0.025\text{MHz}$ or $2/3$ of the 20dB bandwidth (whichever is greater)

According to section 5.4

Mode	20dB bandwidth (MHz) (worse case)	Limit(MHz) (Carrier Frequencies Separation)
GFSK	1.012	0.675
Pi/4QPSK	0.664	0.443
8DPSK	1.128	0.752

The limit is 0.752MHz.

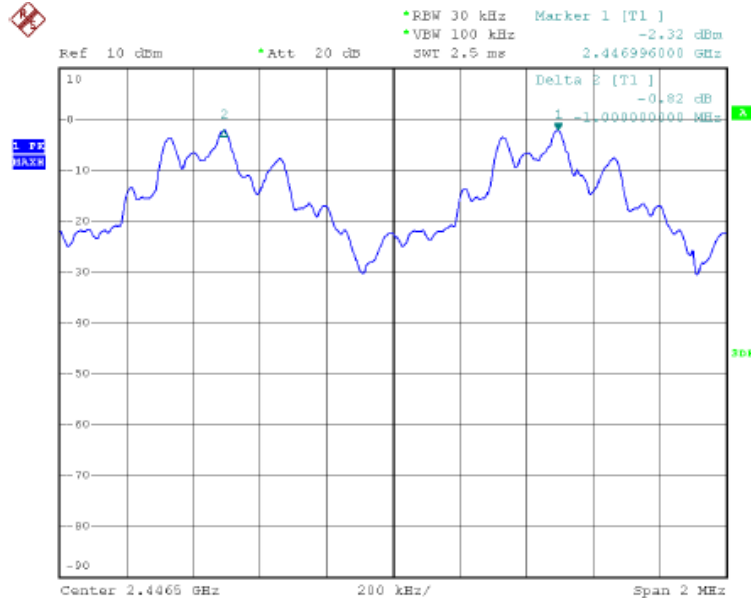
5.6.1 Test Setup





5.6.2 Measurement Data

Pre-scan the EUT in GFSK, Pi/4QPSK and 8DPSK modes and find out the worst case is Pi/4QPSK mode.



The minimum value of Carrier Frequencies Separation test is 1.000MHz>0.752MHz

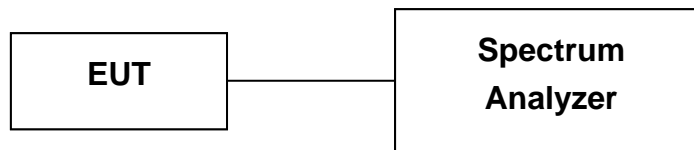
Test result: The unit does meet the requirements.



5.7 Number of Hopping Frequencies

Test Requirement:	FCC 15.247(b), RSS-210 A 8.4 (2)
Test Method:	ANSI C63.4:2003 and KDB DA00-705.
Method of Measurement:	The EUT was setup to ANSI C63.4, 2003, tested to FHSS test procedure of KDB DA00-705 for compliance to FCC 47CFR 15.247 requirements.
Detector:	RBW=100kHz, VBW=300kHz (Peak detector)
Test Mode:	Bluetooth in transmit with hopping mode
Test Voltage:	120Vac,60Hz
Test Date:	06 July. 2011
Temperature:	24°C
Humidity:	54%
Limit:	At least 75 channels

5.7.1 Test Setup



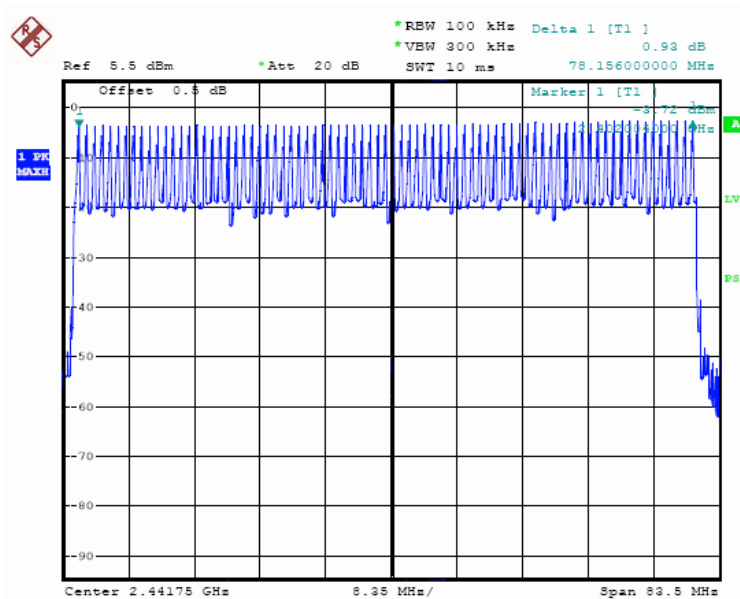
5.7.2 Measurement Data

Pre-Scan has been conducted to determine the worst-case mode from all possible

Hopping channels numbers	Limit
79	75

Test result: The unit does meet the requirements.

Test result plot as follows:



FCC ID: SOV 8701B

IC ID: 5511A-8701B

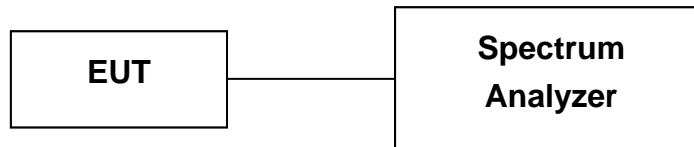
"This document is issued by the Company subject to its General Conditions of Service printed overleaf, available on request or accessible at <http://www.ebotek.cn> and, for electronic format documents, subject to Terms and Conditions for Electronic Documents at <http://www.ebotek.cn>. Attention is drawn to the limitation of liability, indemnification and jurisdiction issues defined therein. Any holder of this document is advised that information contained hereon reflects the Company's findings at the time of its intervention only and within the limits of Client's instructions, if any. The Company's sole responsibility is to its Client and this document does not exonerate parties to a transaction from exercising all their rights and obligations under the transaction documents. This document cannot be reproduced except in full, without prior written approval of the Company. Any unauthorized alteration, forgery or falsification of the content or appearance of this document is unlawful and offenders may be prosecuted to the fullest extent of the law. Unless otherwise stated the results shown in this test report refer only to the sample(s) tested and such sample(s) are retained for 90 days only."



5.8 Time of Occupy (Dwell Time)

Test Requirement:	FCC 15.247(a)(1), RSS-210 A 8.1(d)
Test Method:	ANSI C63.4:2003 and KDB DA00-705.
Method of Measurement:	The EUT was setup to ANSI C63.4, 2003, tested to FHSS test procedure of KDB DA00-705 for compliance to FCC 47CFR 15.247 requirements.
Detector:	RBW=1MHz,VBW=3MHz (Peak detector); Span=0
Test Mode:	Blue tooth transmit mode with hopping
Test Voltage:	120Vac,60Hz
Test Date:	03 July. 2011
Temperature:	24℃
Humidity:	55%
Limit:	≤0.4Second

5.8.1 Test Setup



5.8.2 Measurement Data

Pre-Scan has been conducted to determine the worst-case mode from all possible, found that the duty cycle is same in the follow several types.

Packet	Dwell time(second)	Limti(second)
DH1,2-DH1,3-DH1	0.0512	0.4
DH3,2-DH3,3-DH3	0.0352	0.4
DH5,2-DH5,3-DH5	0.2453	0.4

The test period: $T=0.4\text{Second/channel} \times 79 \text{ channel}=31.6 \text{ s}$

DH1, 2DH1,3DH1 time slot = $0.160\text{ms} \times [1600/(2 \times 79)] \times 31.6=51.2\text{ms}$

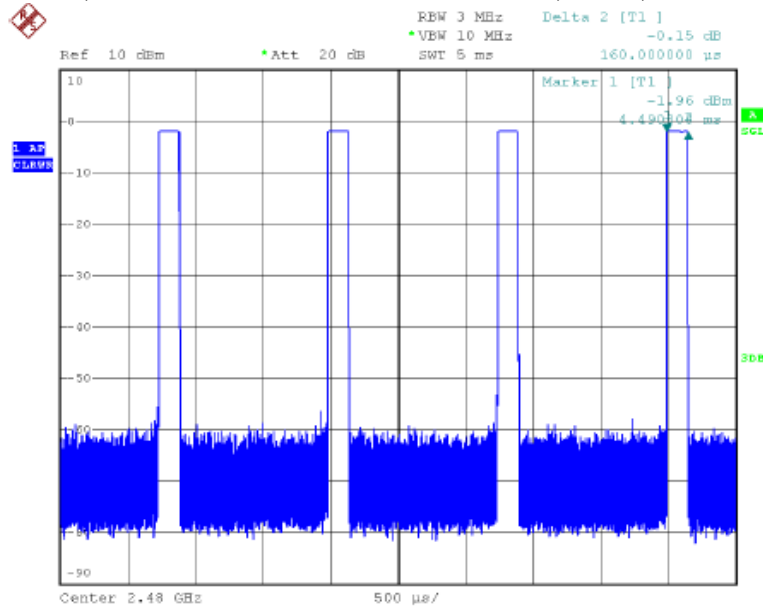
DH3, 2DH3,3DH3 time slot = $0.220\text{ms} \times [1600/(4 \times 79)] \times 31.6=35.2 \text{ ms}$

DH5, 2DH5,3DH5 time slot = $2.30\text{ms} \times [1600/(6 \times 79)] \times 31.6=245.3\text{ms}$

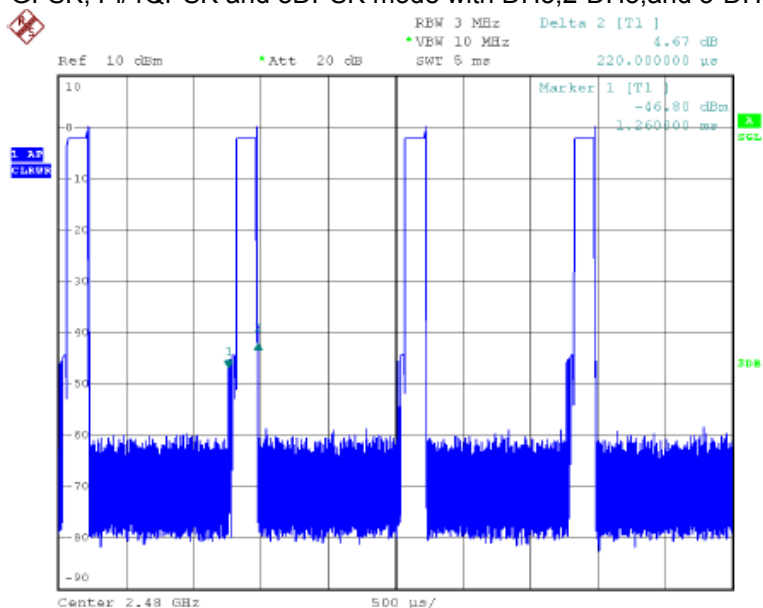
Test result: The unit does meet the requirements.

Test result plots as follows:

GFSK, Pi/4QPSK and 8DPSK mode with DH1,2-DH1,and 3-DH1 test packet.



GFSK, Pi/4QPSK and 8DPSK mode with DH3,2-DH3,and 3-DH3 test packet.



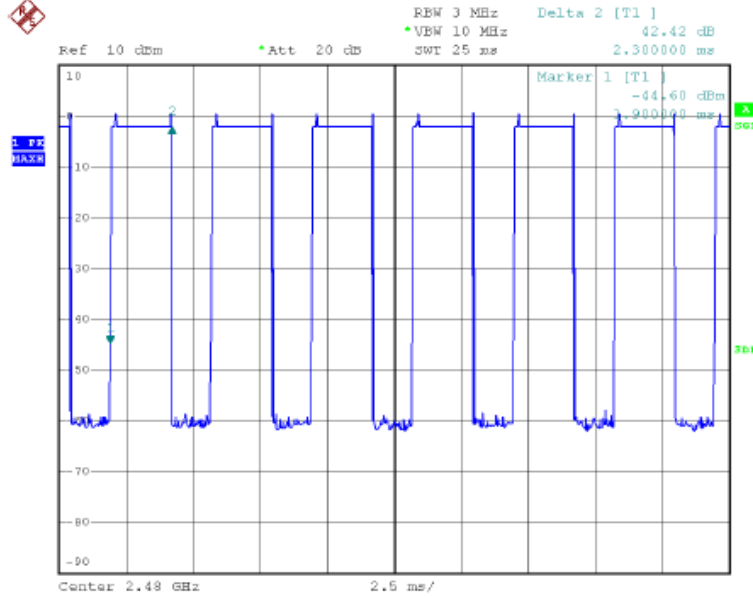
FCC ID: SOV 8701B

IC ID: 5511A-8701B

"This document is issued by the Company subject to its General Conditions of Service printed overleaf, available on request or accessible at <http://www.ebotek.cn> and, for electronic format documents, subject to Terms and Conditions for Electronic Documents at <http://www.ebotek.cn>. Attention is drawn to the limitation of liability, indemnification and jurisdiction issues defined therein. Any holder of this document is advised that information contained hereon reflects the Company's findings at the time of its intervention only and within the limits of Client's instructions, if any. The Company's sole responsibility is to its Client and this document does not exonerate parties to a transaction from exercising all their rights and obligations under the transaction documents. This document cannot be reproduced except in full, without prior written approval of the Company. Any unauthorized alteration, forgery or falsification of the content or appearance of this document is unlawful and offenders may be prosecuted to the fullest extent of the law. Unless otherwise stated the results shown in this test report refer only to the sample(s) tested and such sample(s) are retained for 90 days only."



GFSK, Pi/4QPSK and 8DPSK mode with DH5,2-DH5,and 3-DH5 test packet.

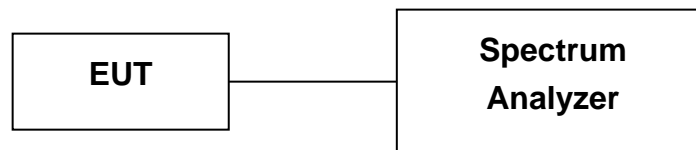




5.9 Band Edge and Conducted spurious emissions Measurement

Test Requirement:	FCC Part15 C Section 15.247(d), RSS-210 A 8.5
Test Method:	ANSI C63.4; FCC Part15 C Section 15.247,KDB DA00-705 for FHSS System
Detector:	RBW=100 KHz, VBW=300 KHz (Peak detector)
Test Mode:	Bluetooth in transmit mode
Test Voltage:	120Vac,60Hz
Test Date:	10 July. 2011
Temperature:	25 °C
Humidity:	54%
Limit:	RSS-210 A 8.5 In any 100 kHz bandwidth outside the frequency band in which the spread spectrum intentional radiator is operating, the radio frequency power that is produced by the intentional radiator shall be at least 20 dB below that in the 100 kHz bandwidth within the band that contains the highest level of the desired power, based on either an RF conducted or a radiated measurement.

5.9.1 Test Setup



5.9.2 Measurement Data

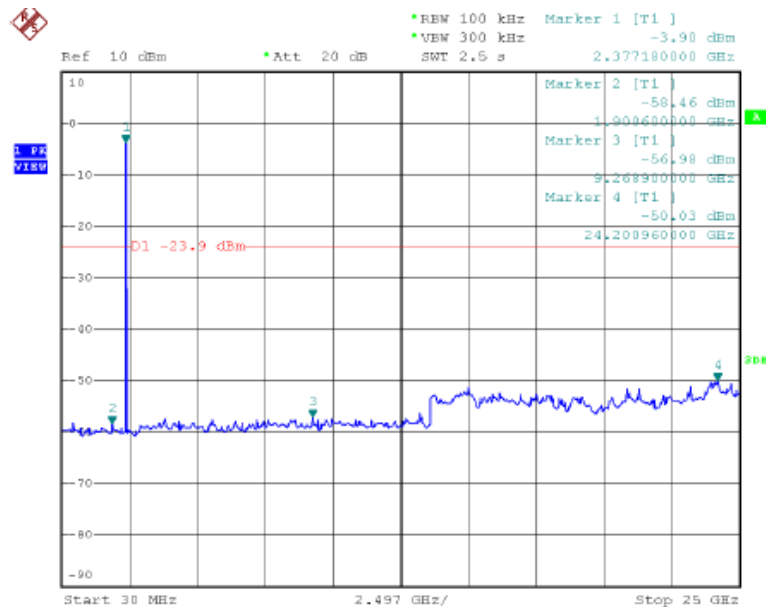
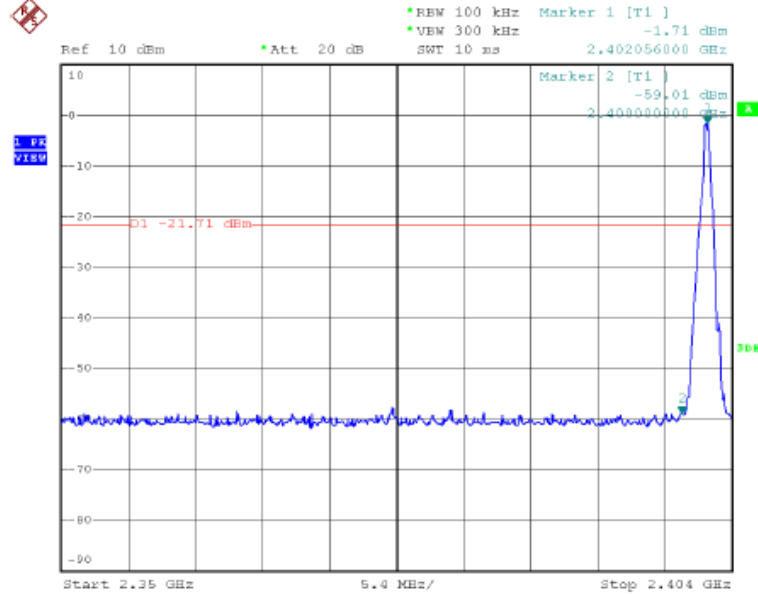
Pre-scan the EUT in hopping and without hopping modes and find out the worst case is without hopping mode.

Test result: The unit does meet the requirements.

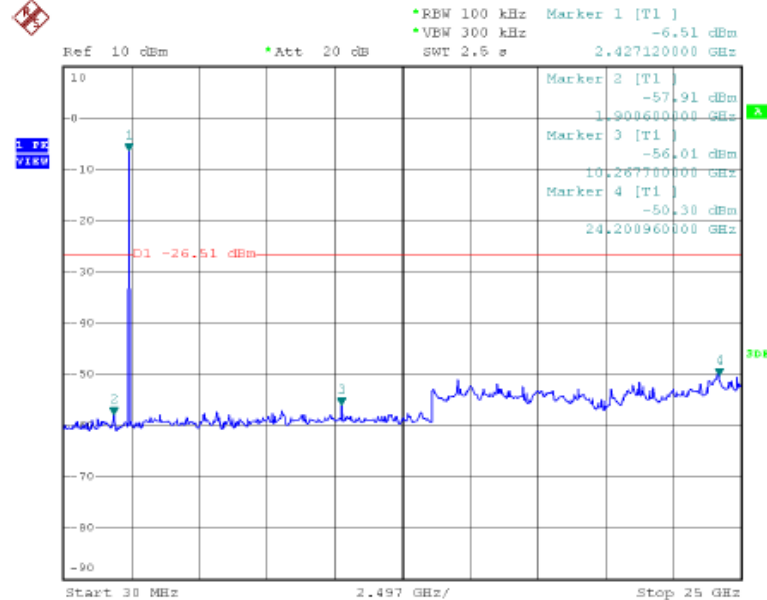
Test result plot as follows:



Transmitting mode in lowest channel=2402MHz (GFSK)



Transmitting mode in middle channel=2447MHz (GFSK)



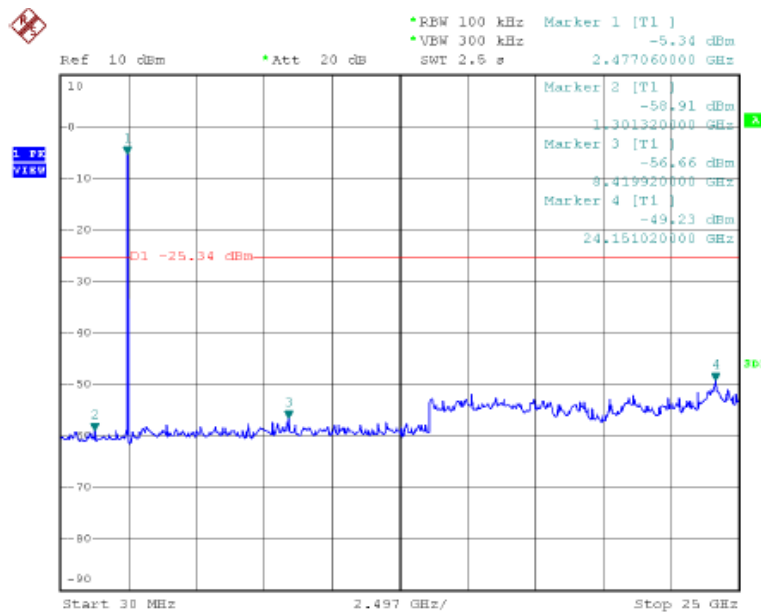
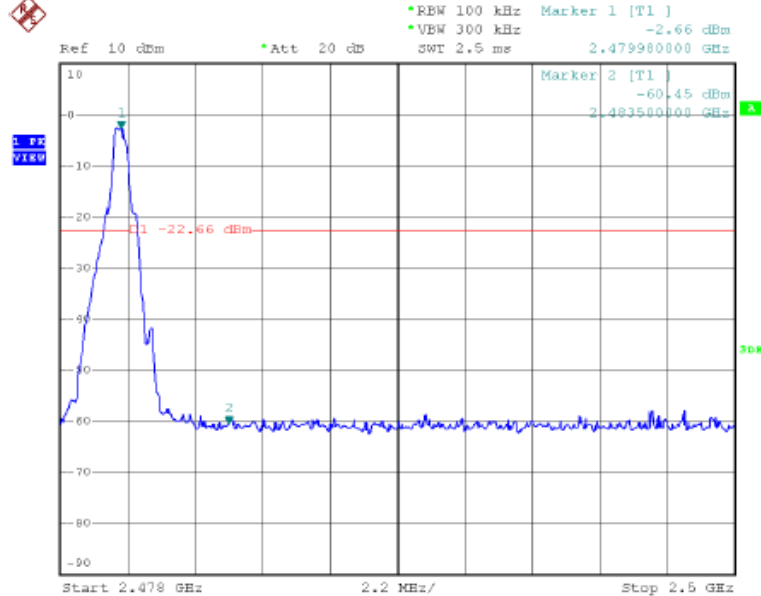
FCC ID: SOV 8701B

IC ID: 5511A-8701B

"This document is issued by the Company subject to its General Conditions of Service printed overleaf, available on request or accessible at <http://www.ebotek.cn> and, for electronic format documents, subject to Terms and Conditions for Electronic Documents at <http://www.ebotek.cn>. Attention is drawn to the limitation of liability, indemnification and jurisdiction issues defined therein. Any holder of this document is advised that information contained hereon reflects the Company's findings at the time of its intervention only and within the limits of Client's instructions, if any. The Company's sole responsibility is to its Client and this document does not exonerate parties to a transaction from exercising all their rights and obligations under the transaction documents. This document cannot be reproduced except in full, without prior written approval of the Company. Any unauthorized alteration, forgery or falsification of the content or appearance of this document is unlawful and offenders may be prosecuted to the fullest extent of the law. Unless otherwise stated the results shown in this test report refer only to the sample(s) tested and such sample(s) are retained for 90 days only."



Transmitting mode in highest channel=2480MHz (GFSK)



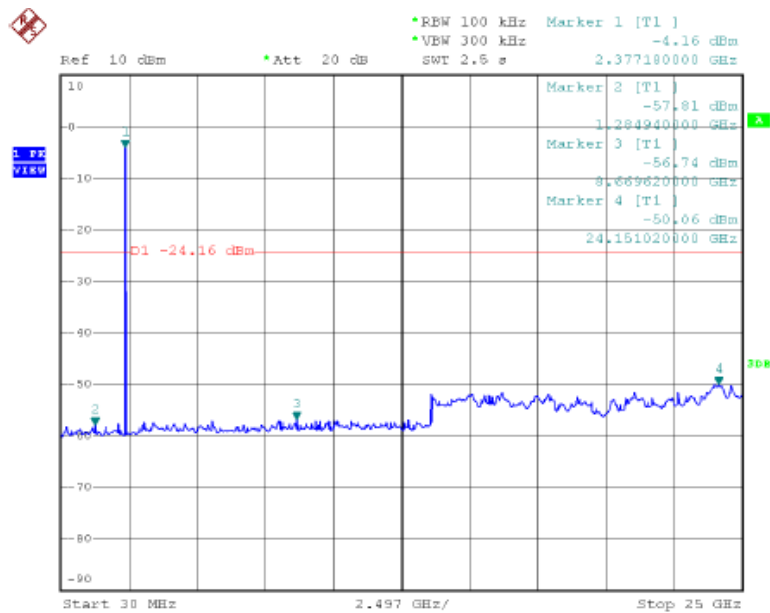
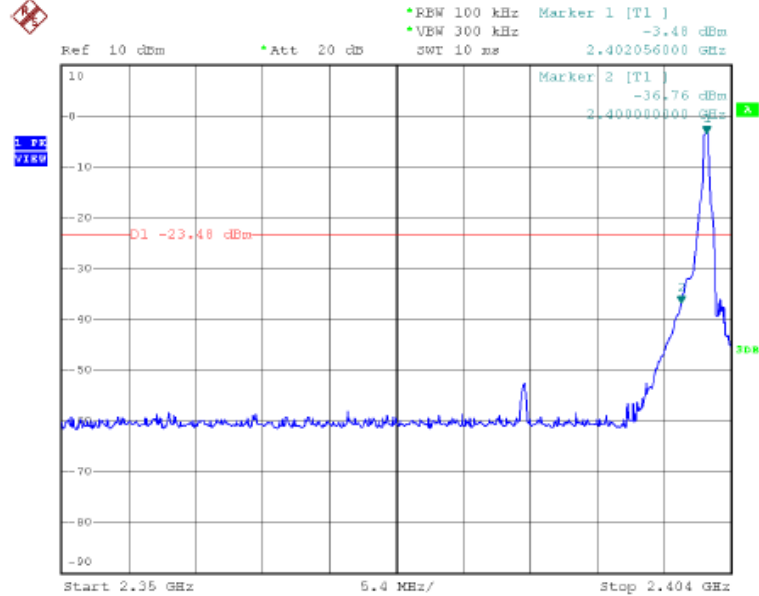
FCC ID: SOV 8701B

IC ID: 5511A-8701B

"This document is issued by the Company subject to its General Conditions of Service printed overleaf, available on request or accessible at <http://www.ebotek.cn> and, for electronic format documents, subject to Terms and Conditions for Electronic Documents at <http://www.ebotek.cn>. Attention is drawn to the limitation of liability, indemnification and jurisdiction issues defined therein. Any holder of this document is advised that information contained hereon reflects the Company's findings at the time of its intervention only and within the limits of Client's instructions, if any. The Company's sole responsibility is to its Client and this document does not exonerate parties to a transaction from exercising all their rights and obligations under the transaction documents. This document cannot be reproduced except in full, without prior written approval of the Company. Any unauthorized alteration, forgery or falsification of the content or appearance of this document is unlawful and offenders may be prosecuted to the fullest extent of the law. Unless otherwise stated the results shown in this test report refer only to the sample(s) tested and such sample(s) are retained for 90 days only."

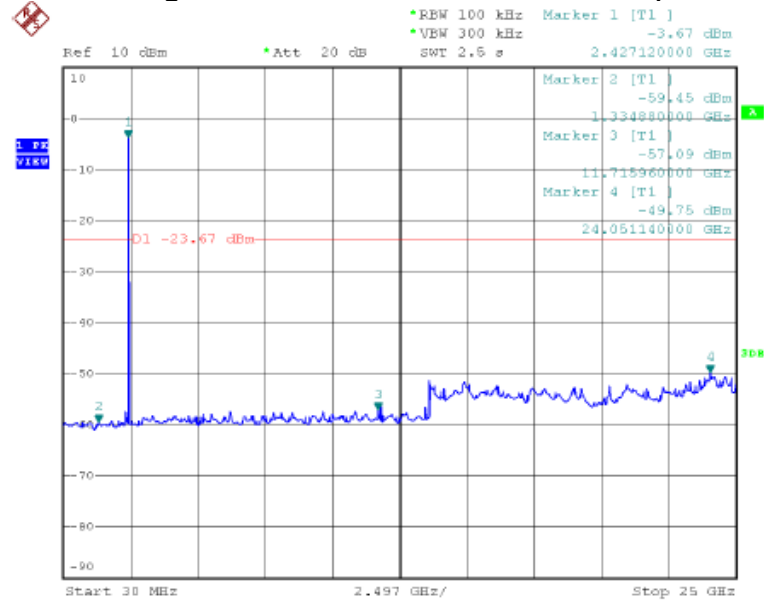


Transmitting mode in lowest channel=2402MHz (Pi/4QPSK)



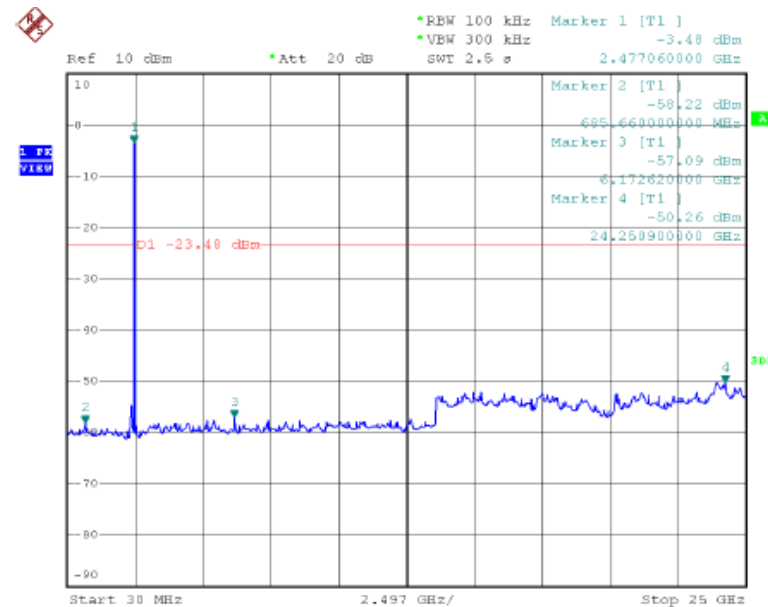
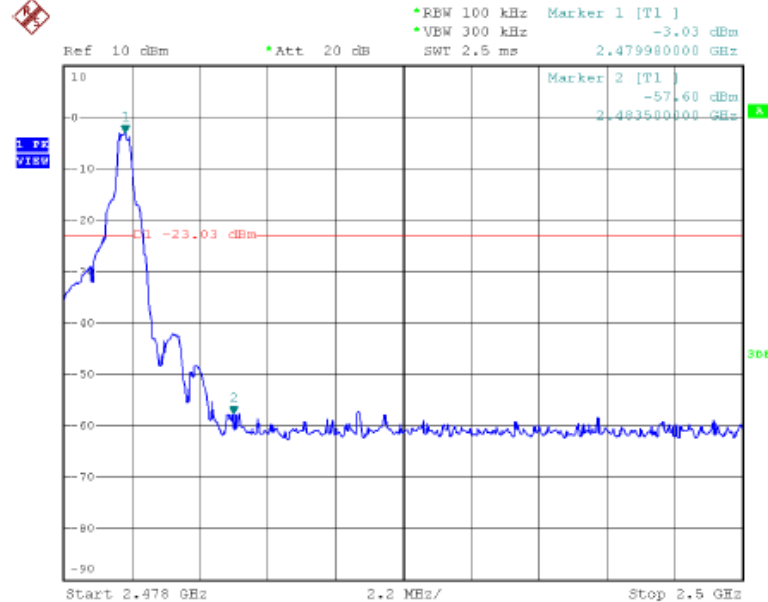


Transmitting mode in middle channel=2447MHz (Pi/4QPSK)



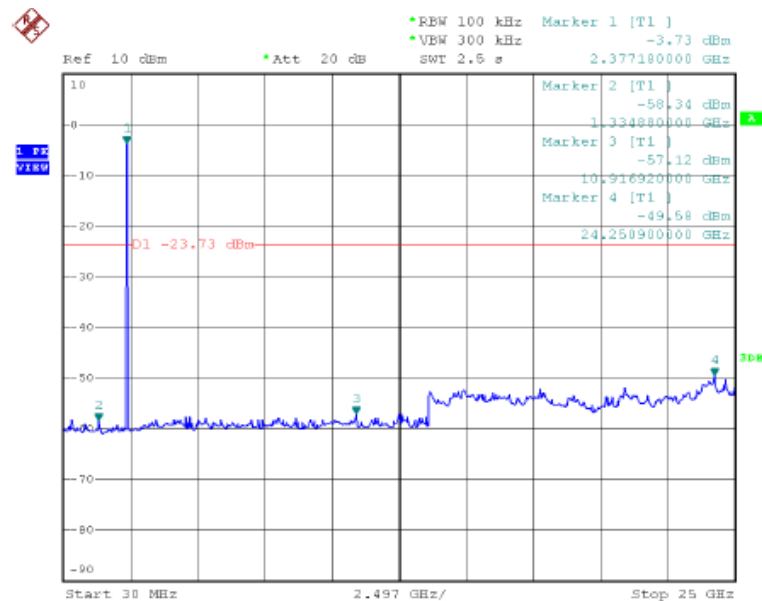
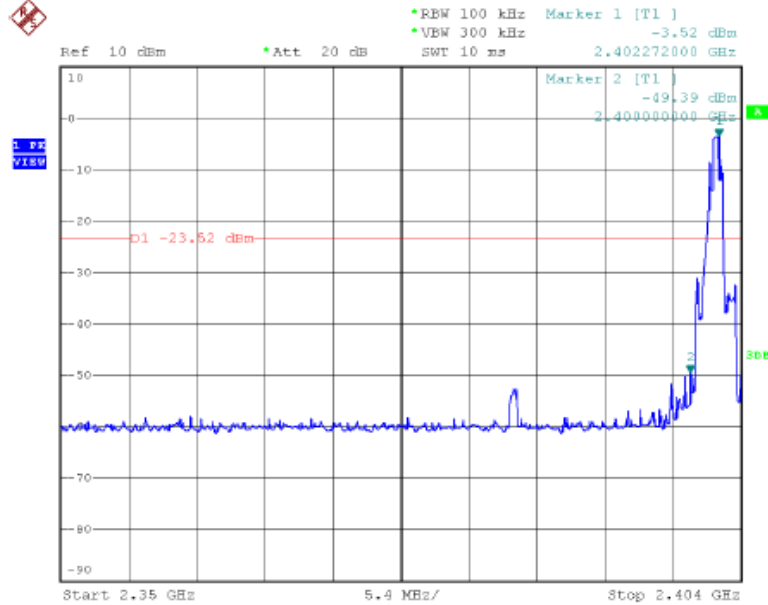


Transmitting mode in highest channel=2480MHz (Pi/4QPSK)



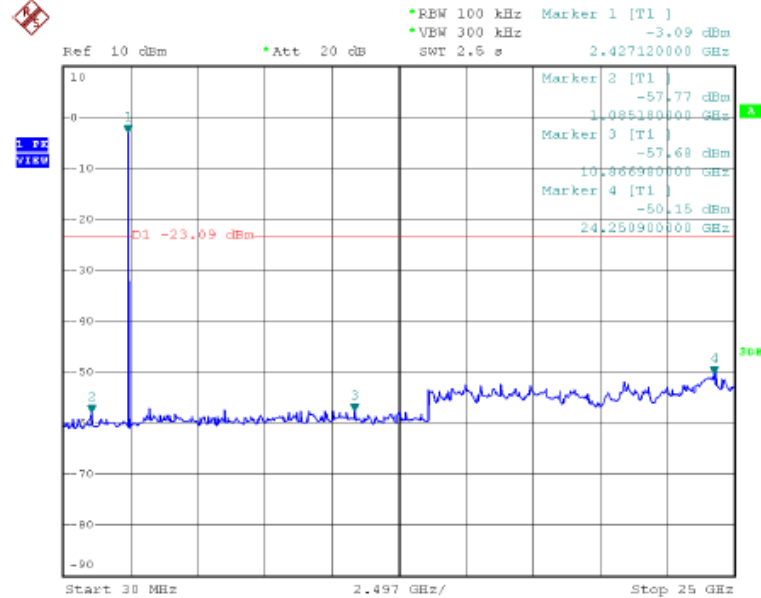


Transmitting mode in lowest channel=2402MHz (8DPSK)



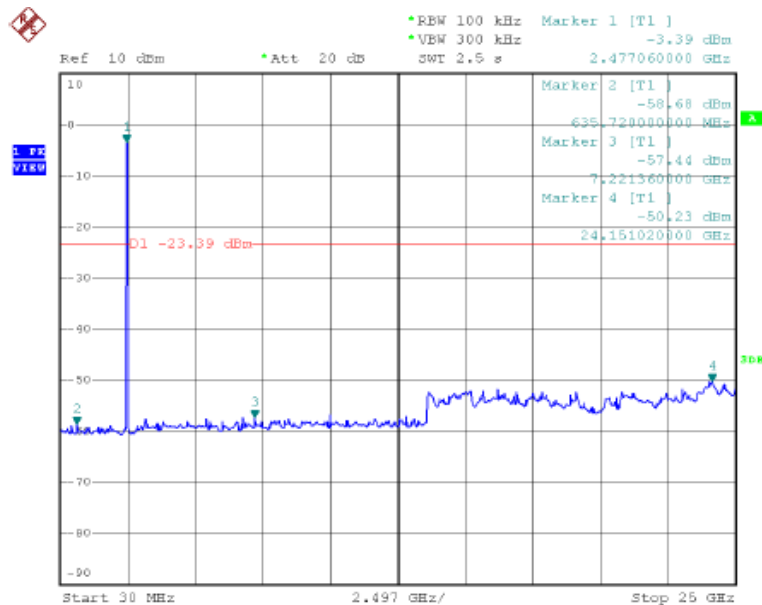
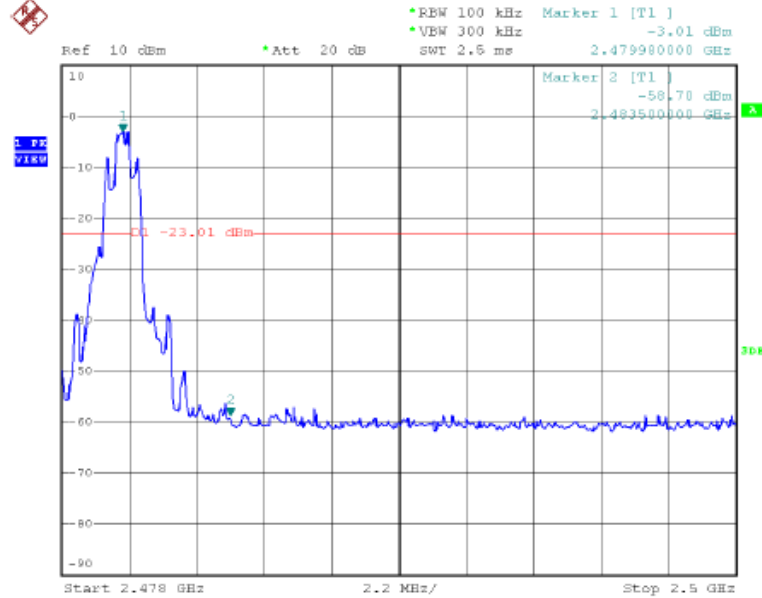


Transmitting mode in middle channel=2447MHz (8DPSK)





Transmitting mode in highest channel=2480MHz (8DPSK)



FCC ID: SOV 8701B

IC ID: 5511A-8701B

"This document is issued by the Company subject to its General Conditions of Service printed overleaf, available on request or accessible at <http://www.ebotek.cn> and, for electronic format documents, subject to Terms and Conditions for Electronic Documents at <http://www.ebotek.cn>. Attention is drawn to the limitation of liability, indemnification and jurisdiction issues defined therein. Any holder of this document is advised that information contained hereon reflects the Company's findings at the time of its intervention only and within the limits of Client's instructions, if any. The Company's sole responsibility is to its Client and this document does not exonerate parties to a transaction from exercising all their rights and obligations under the transaction documents. This document cannot be reproduced except in full, without prior written approval of the Company. Any unauthorized alteration, forgery or falsification of the content or appearance of this document is unlawful and offenders may be prosecuted to the fullest extent of the law. Unless otherwise stated the results shown in this test report refer only to the sample(s) tested and such sample(s) are retained for 90 days only."



5.10 Antenna Requirement

Standard requirement

15.203 requirement:

For intentional device. According to 15.203. an intentional radiator shall be designed to Ensure that no antenna other than that furnished by the responsible party shall be used with the device.

15.247(c) (1)(i) requirement:

(i) Systems operating in the 2400-2483.5 MHz bands that are used exclusively for fixed. Point-to-point operations may employ transmitting antennas with directional gain greater than 6 dBi provided the maximum conducted output power of the intentional radiator is reduced by 1 dB for every 3 dB that the directional gain of the antenna exceeds 6 dBi.

EUT Antenna

The antenna is integrated on the main PCB and no consideration of replacement. The best case gain of the antenna is 0dBi.



5.11 RF Exposure Compliance

Standard requirement

15.247(b)(4) requirement:

(4) The conducted output power limit specified in paragraph (b) of this section is based on the use of antennas with directional gains that do not exceed 6 dBi. Except as shown in paragraph (c) of this section. if transmitting antennas of directional gain greater than 6 dBi are used. the conducted output power from the intentional radiator shall be reduced below the stated values in paragraphs (b)(1). (b)(2). and (b)(3) of this section. as appropriate. by the amount in dB that the directional gain of the antenna exceeds 6 dBi.

RSS-102 Section 2.5.1 requirement:

above 2.2 GHz and up to 3 GHz inclusively, and with output power (i.e. the higher of the conducted or radiated (e.i.r.p.) source-based, time-averaged output power) that is less than or equal to 20 mW for general public use and 100 mW for controlled use;

EUT RF Exposure

The Max Conducted Peak Output Power is 0.92dBm(1.23mW) in the lowest channel (2.402GHz);

The best case gain of the antenna is 0dBi.

calculate the EIRP test result:

$$\text{EIRP} = 1.23\text{mW} \text{ ①}$$

SAR requirement:

$$S = 60 / f(\text{GHz}) = 60 / 2.480 = 24.19 \text{ mW} \text{ ②} ;$$

$$\text{①} < 20\text{mW} < \text{②}.$$

So the SAR report is not required.