



# NIS SE

## Quick Start Guide



**EN**

## Letter of Thanks

Dear JMGO User,

Thank you for choosing JMGO projectors to enhance your life! Whether it is for an immersive home cinema experience, creating a healthier viewing environment for your children, or elevating your outdoor adventures, we are truly honored to be part of your journey. Your trust and expectations inspire us to keep innovating. With advanced pure Triple-color laser technology, a revolutionary gimbal design for versatile projection, and our proprietary operating system, we have redefined the audiovisual experience. We have also introduced eco-friendly, portable packaging to make your projector travel-friendly, ensuring you can take your cinematic experience anywhere.

At JMGO, our mission goes beyond delivering outstanding visuals; we strive to inspire a more relaxed, diverse lifestyle. Whether it is bonding with family, celebrating with friends, or enjoying peaceful moments alone, we hope JMGO becomes your trusted companion. We are excited to continue surprising you with more as you explore your JMGO projector. If you have any feedback or suggestions, we would love to hear from you via email at: [after-sales@jmgo.com](mailto:after-sales@jmgo.com).

Thank you for letting us be part of your story.

Warm regards,



Chief Executive Officer & Chief Experience Officer  
JMGO

## Safety Notice


- Read this product manual thoroughly before attempting to use this product. Store the product manual in a safe location so it may be referenced at any time.
- Do not look directly into the light lens of the device as your eyes may be damaged by a strong laser.
- When the projector is working, do not block the projection lens with any object.
- If you encounter an issue with the product, do not attempt to disassemble it without authorization. Contact professional after-sales personnel to resolve the issue.

<b>Certificate of Conformity</b>	<b>CERTIFICATE INSPECTED</b>
--------------------------------------	----------------------------------

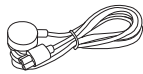
## Scope of Delivery



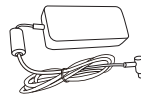
Projector Body



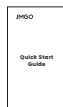
Remote Control



Power Cable



Power Adapter



Quick Start Guide

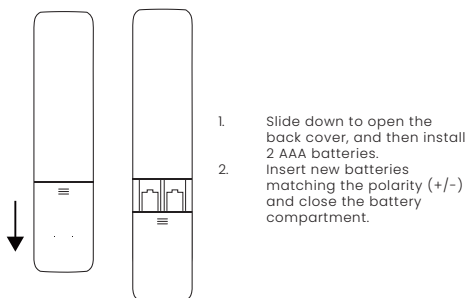
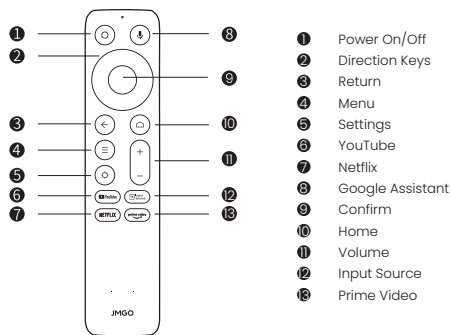


AAA Battery  
x 2



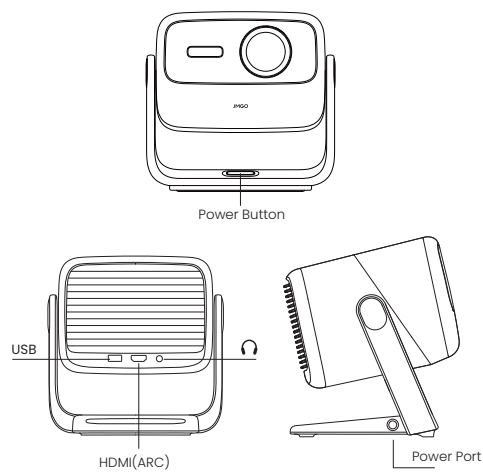
Allen Wrench

## Remote Control



• After the projector is turned on, press and hold return button and home button on the remote control for 3 seconds at the same time to enter Bluetooth pairing.

## Product Manual



Power on/off: The power button is a physical button, short press to power on or off.

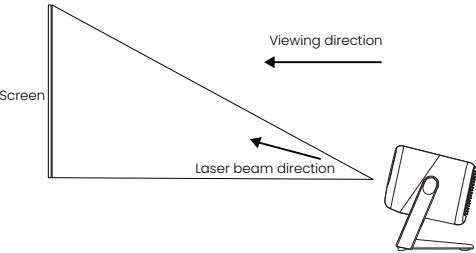
## Download and Install of "JMGO App"

- JMGO App is a mobile application for multi-screen interaction with JMGO projector. Using JMGO App can help you obtain better projection experience.
- Mobile phone for remote control—the mobile phone is also a remote control with JMGO App, and the projection remote control is more convenient.



Product Laser Safety Parameters

Laser Safety Standard: Class 1 in compliance with the IEC 60825-1:2014.  
The maximum output of laser radiation: 0.39mW  
Emission Wavelength:  
Blue: 455-475nm  
Red: 635-655nm  
Green: 515-535nm



**Safety Warning:**  
This product contains a laser module. Do not disassemble or modify this module in a manner not specified in the manual without authorization. Failure to follow this guideline may result in personal injury.

Google TV is the name of this device's software experience and a trademark of Google LLC.  
Google, YouTube and Google Cast are trademarks of Google LLC.  
Google Assistant is not available in certain languages and countries. Availability of services varies by country and language.





This device complies with Part 15 of the FCC Rules. Operation is subject to the following two conditions: (1) this device may not cause harmful interference, and (2) this device must accept any interference received, including interference that may cause undesired operation.

Note: This equipment has been tested and found to comply with the limits for a Class B digital device, pursuant to part 15 of the FCC Rules. These limits are designed to provide reasonable protection against harmful interference in a residential installation. This equipment generates, uses and can radiate radio frequency energy and, if not installed and used in accordance with the instructions, may cause harmful interference to radio communications. However, there is no guarantee that interference will not occur in a particular installation. If this equipment does cause harmful interference to radio or television reception, which can be determined by turning the equipment off and on, the user is encouraged to try to correct the interference by one or more of the following measures:

- Reorient or relocate the receiving antenna.
- Increase the separation between the equipment and receiver.
- Connect the equipment into an outlet on a circuit different from that to which the receiver is connected.
- Consult the dealer or an experienced radio/TV technician for help.

**FCC Radiation Exposure Statement**

This projector complies with FCC RF radiation exposure limits set forth for an uncontrolled environment. This device should be installed and operated with a minimum distance of 20cm between the radiator and user body. This transmitter must not be co-located or operating in conjunction with any other antenna or transmitter.

**FCC WARNING:** This equipment may generate or use radio frequency energy. Changes or modifications to this equipment may cause harmful interference unless the modifications are expressly approved in the instruction manual. The user could lose the authority to operate this equipment if an unauthorized change or modification is made.

This remote has been evaluated to meet general RF exposure requirement.  
This remote can be used in portable exposure condition without restriction.



Manufactured under license from Dolby Laboratories. Dolby, Dolby Audio, and the double-D symbol are trademarks of Dolby Laboratories Licensing Corporation.



The Bluetooth® word mark and logos are registered trademarks owned by Bluetooth SIG, Inc. and any use of such marks by [licensee name] is under license. Other trademarks and trade names are those of their respective owners



EU Declaration Conformity  
Hereby, SHENZHEN HOLATEK CO., LTD. declares that this device is in compliance with the essential requirements and other relevant provisions of Directive 2014/53/EU. In accordance with Article 10(2) and Article 10(10), This product is allowed to use in all EU member states. A complete declaration of conformity can be obtained at: <https://global.jmgo.com/>

The device can operate in EU Member State without restricted.

			
AT	BE	BG	HR
CY	CZ	DK	SE
EE	FI	FR	DE
EL	HU	IE	LI
IT	LV	LT	LU
MT	NL	PL	ES
PT	RO	SK	SI

The device is restricted to indoor use only when operating in the 5150 to 5250MHz frequency range.

#### Warnings

1. EUT operation temperature range: 0°C to 40°C.
2. Do not store the device in temperatures lower -20 °C and higher than 60 °C.
3. Adapter shall be installed near the equipment and shall be easily accessible.
4. To power the device, Please use a matching power supply adapter offered by the authorized producer, unauthorized adapter may cause charger exploding or damage the machine.
5. Plug the adapter power socket in 100-240VAC socket, others may cause charger exploding or damage the machine. The plug considered as disconnect device of adapter.

Adapter:

Input: AC 100-240V 50/60Hz 2.0A

Output: 24V= 4.17A 100W

Technical description:

Rating: 24V = 4.17A

Frequency Range: Bluetooth: 2402-2480 MHz

2.4G WiFi (20 MHz): 2412 - 2472 MHz

2.4G WiFi (40 MHz): 2422 - 2462 MHz

5G WiFi(H20): 5180 - 5240 MHz

5G WiFi(H40): 5190 - 5230 MHz

5G WiFi(H80): 5210 MHz

5G WiFi: 5745 - 5825 MHz

Transmit Power: Bluetooth: 4.62 dBm EIRP

2.4G WiFi: 17.48 dBm EIRP

5G WiFi: 18.11 dBm EIRP

#### Radiation Exposure Statement

This device complies with RF radiation exposure limits set forth for an uncontrolled environment. This transmitter must not be co-located or operating in conjunction with any other antenna or transmitter. This device must operate with a minimum distance of 20 cm between the radiator and user body.

## **After-Sales Service Channels**

If you encounter any problems while using the product, contact us through one of the following channels:  
After-Sales Website: <https://global.jmgo.com/>  
After-Sales service email: [after-sales@jmgo.com](mailto:after-sales@jmgo.com)