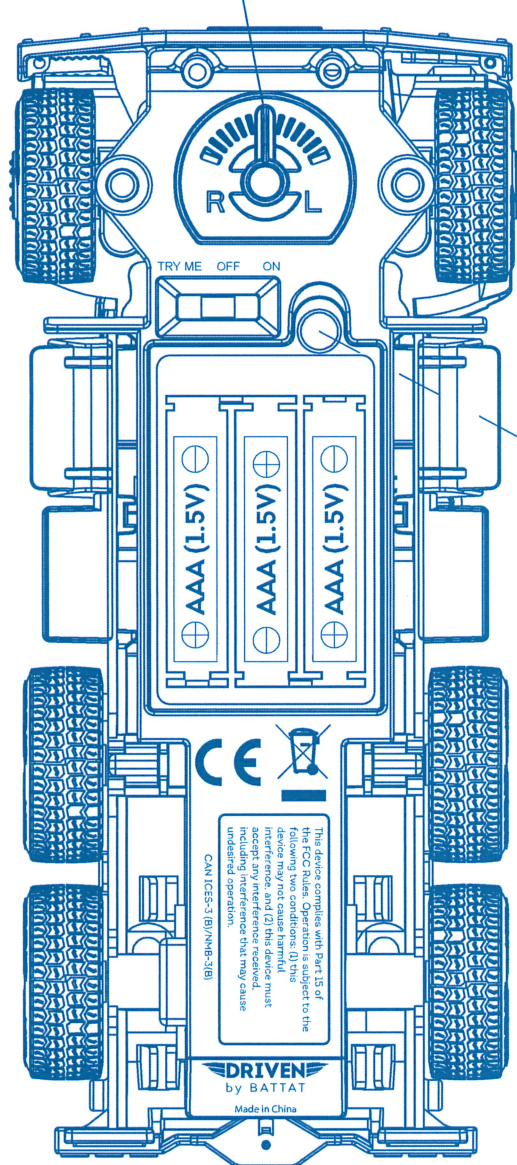


### Wheels alignment lever




## REPLACING TRUCK BATTERIES

### STEERING ALIGNMENT ADJUSTMENT

If the vehicle does not drive in a straight line, adjust the alignment using the alignment lever.

If the vehicle drifts to the left, turn the lever towards the "R".

If the vehicle drifts to the right, turn the lever towards the "L".



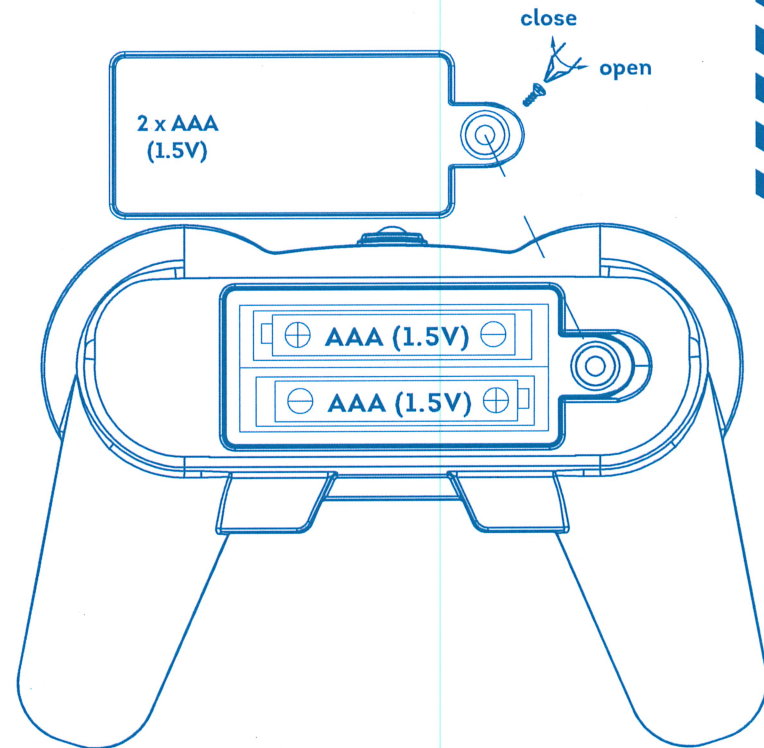
FCC ID:SLU20D24R01  
FCC ID:SLU20D24T01

Use alkaline batteries for longer play time.

**ATTENTION:** When the module's functions lose performance, follow instructions carefully to install new batteries.

- Rough or inappropriate usage may result in permanent damage to the toy.
- Excessive sand, dirt and/or water may cause the toy to malfunction.

## REPLACING REMOTE CONTROL BATTERIES



WH1132/D

**WARNING:**  
CHOKING HAZARD - Small parts.  
Not for children under 3 years.

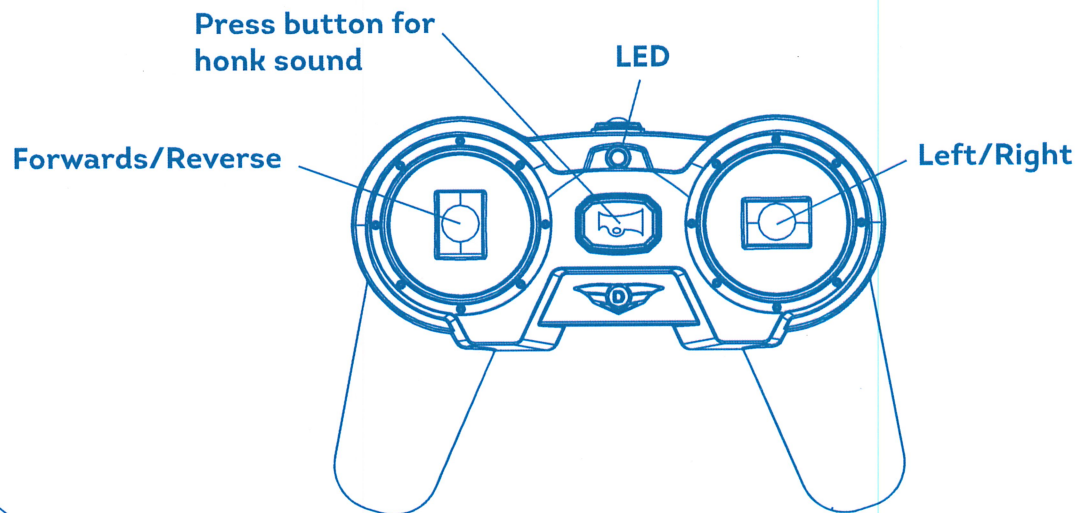
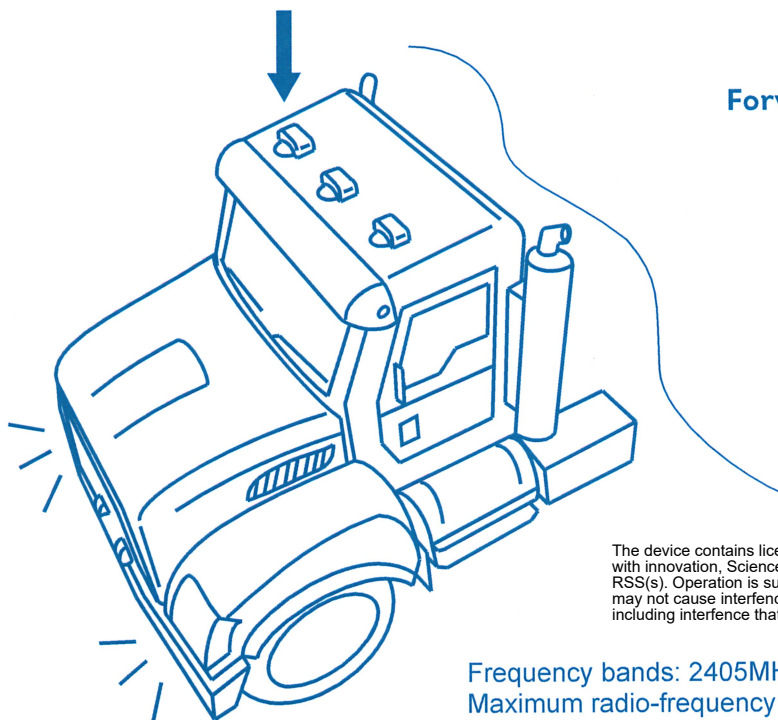




# R/C DUMP TRUCK

**3+**  
YEARS

1. Press on roof for R/C connection.
2. Press on roof for lights and sounds.



The device contains licence-exempt transmitter(s) / receiver(s) that comply with innovation, Science and Economic Development Canada's licence-exempt RSS(s). Operation is subject to the following two conditions: (1) This device may not cause interference. (2) This device must accept any interference, including interference that may cause undesired operation of the device.

Frequency bands: 2405MHz-2475MHz  
Maximum radio-frequency power: 5dbm

## REPLACING BATTERIES

- 3 x AAA (1.5V) IN THE TRUCK (INCLUDED)
- 2 x AAA (1.5V) IN THE REMOTE CONTROL (NOT INCLUDED)

- Do not mix old and new batteries.
- Do not mix alkaline, standard (carbon-zinc), or rechargeable batteries.
- Dead batteries? Check out [earth911.com](http://earth911.com) to quickly find the recycling center nearest you.

This device complies with Part 15 of the FCC Rules.

Operation is subject to the following two conditions: (1) this device may not cause harmful interference, and (2) this device must accept any interference received, including interference that may cause undesired operation.

Warning: changes or modifications to this unit not expressly approved by the party responsible for compliance could void the user's authority to operate the equipment.

NOTE: This equipment has been tested and found to comply with the limits for a Class B digital device, pursuant to Part 15 of the FCC Rules. These limits are designed to provide reasonable protection against harmful interference in a residential installation. This equipment generates, uses and can radiate radio frequency energy and, if not installed and used in accordance with the instructions, may cause harmful interference to radio communications. However, there is no guarantee that interference will not occur in a particular installation. If this equipment does cause harmful interference to radio or television reception, which can be determined by turning the equipment off and on, the user is encouraged to try to correct the interference by one or more of the following measures:

- Reorient or relocate the receiving antenna.
- Increase the separation between the equipment and receiver.
- Connect the equipment into an outlet on a circuit different from that to which the receiver is connected.
- Consult the dealer or an experienced radio/TV technician for help.



Please remove all packaging materials before giving to children.