

# **MEASUREMENT REPORT**

## **of**

### ***RISC-based Ready-to-Run Wireless Embedded Computer***

**Applicant** : Moxa Technologies Co., Ltd.

**EUT** : RISC-based Ready-to-Run Wireless Embedded Computer

**Model** : ThinkCore W321, ThinkCore W321-LX

**FCC ID** : SLEW321

Tested by :

***Training Research Co., Ltd.***

**TEL : 886-2-26935155**

**FAX : 886-2-26934440**

No. 255, Nanyang Street, Shijr, Taipei Hsien 221, Taiwan, R.O.C.

# CERTIFICATION


**We here by verify that:**

The test data, data evaluation, test procedures and equipment configurations shown in this report were made mainly in accordance with the procedures given in ANSI C63.4 (2003) as a reference. All test were conducted by **Training Research Co., Ltd.**, 255 Nanyang Street, Shijr, Taipei Hsien 221, Taiwan, R.O.C. Also, we attest to the accuracy of each.


We further submit that the energy emitted by the sample EUT tested as described in the report is **in compliance with** the technical requirements set forth in the FCC Rules Part 15 Subpart C Section 15.247.

**Applicant** : Moxa Technologies Co., Ltd.  
**Applicant address** : Fl. 4, No. 135, Lane 235, Pao-Chiao Rd., Shing Tien City, Taipei, Taiwan, R.O.C.  
**FCC ID** : SLEW321  
**Report No.** : M4715060804  
**Test Date** : May 12, 2007

Prepared by:

  
 Jack Tsai

Approved by:

  
 Frank Tsai

**Conditions of issue :**

- (1) **This test report shall not be reproduced except in full, without written approval of TRC. And the test result contained within this report only relate to the sample submitted for testing.**
- (2) **This report must not be used by the client to claim product endorsement by NVLAP or any agency of U.S. Government.**
- (3) **This test report, measurements made by TRC are traceable to the NIST only Conducted and Radiated Method.**



## ***Tables of Contents***

|             |   |           |
|-------------|---|-----------|
| <b>I.</b>   | <b>GENERAL .....</b>  | <b>5</b>  |
| 1.1         | Introduction .....  | 5         |
| 1.2         | Description of EUT .....  | 5         |
| 1.3         | Test method .....   | 6         |
| 1.4         | Description of Support Equipment .....  | 7         |
| 1.5         | Configuration of System Under Test .....  | 8         |
| 1.6         | Verify the Frequency and Channel .....  | 11        |
| 1.7         | Test Procedure .....  | 12        |
| 1.8         | Location of the Test Site .....   | 12        |
| 1.9         | General Test Condition .....  | 12        |
| <b>II.</b>  | <b>Section 15.203 : Antenna Requirement .....</b>                                 | <b>13</b> |
| <b>III.</b> | <b>Section 15.207 : Power Line Conducted Emissions for AC Powered Units .....</b> | <b>14</b> |
| 3.1         | Test Condition & Setup .....  | 14        |
| 3.2         | List of Test Instruments .....  | 15        |
| 3.3         | Test Result of Conducted Emissions .....  | 16        |
|             | IEEE 802.11b mode .....   | 16        |
|             | IEEE 802.11g mode .....   | 18        |
| <b>IV.</b>  | <b>Section 15.247(a) : Technical Description of the EUT.....</b>                  | <b>20</b> |
| <b>V.</b>   | <b>Section 15.247(a)(2) : Bandwidth for Direct Sequence System .....</b>          | <b>21</b> |
| 5.1         | Test Condition & Setup .....  | 21        |
| 5.2         | Test Instruments Configuration .....  | 21        |
| 5.3         | List of Test Instruments .....  | 21        |
| 5.4         | Test Result of Bandwidth .....  | 21        |
|             | Channel 01 802.11 b/g mode.....   | 22        |
|             | Channel 06 802.11 b/g mode.....   | 23        |
|             | Channel 11 802.11 b/g mode.....   | 24        |

|   |           |
|---|-----------|
| <b>VI. Section 15.247(b) : Power Output</b>                   | <b>25</b> |
| 6.1 Test Condition & Setup                                    | 25        |
| 6.2 List of Test Instruments                                  | 25        |
| 6.3 Test Result   | 25        |
| <b>VII. Section 15.247(c) : Spurious Emissions (Radiated)</b> | <b>26</b> |
| 7.1 Test Condition & Setup                                    | 26        |
| 7.2 List of Test Instruments                                  | 28        |
| 7.3 Test Result of Spurious Radiated Emissions                | 29        |
| IEEE 802.11b mode   | 29        |
| IEEE 802.11g mode   | 35        |
| 7.4 Test Result of Bandedge                                   | 41        |
| IEEE 802.11b mode   | 42        |
| IEEE 802.11g mode   | 44        |
| <b>VIII. Section 15.247(d) : Power Spectral Density</b>       | <b>46</b> |
| 8.1 Test Condition & Setup                                    | 46        |
| 8.2 Test Instruments Configuration                            | 46        |
| 8.3 List of Test Instruments                                  | 46        |
| 8.4 Test Result of Power Spectral Density                     | 46        |
| Channel 01 802.11 b/g mode                                    | 47        |
| Channel 06 802.11 b/g mode                                    | 48        |
| Channel 11 802.11 b/g mode                                    | 49        |

## **I . GENERAL**

### **1.1 Introduction**

The following measurement report is submitted on behalf of applicant in support that the certification in accordance with Part 2 Subpart J and Part 15 Subpart A, and C of the Commission's Rules and Regulations.

### **1.2 Description of EUT**

|                            |  |
|----------------------------|--|
| <b>Product Name</b>        | : RISC-based Ready-to-Run Wireless Embedded Computer   |
| <b>Model Name</b>          | : ThinkCore W321, ThinkCore W321-LX  |
| <b>FCC ID</b>              | : SLEW321  |
| <b>Frequency Range</b>     | : 2.412 GHz ~ 2.462GHz   |
| <b>Operating Frequency</b> | : 2.412GHz ~ 2.462GHz  |
| <b>Support Channel</b>     | : 11 Channels  |
| <b>Channel Spacing</b>     | : 5MHz   |
| <b>Modulation Skill</b>    | : DBPSK, DQPSK, CCK, OFDM  |
| <b>Power Type</b>          | : Powered by the switching adapter,<br><div> <div>Manufacture: BALANCE ELECTRONICS CO., LTD.</div> <div>Model: GPSA-1200125</div> <div>I/P: 100 ~ 240VAC ~ 50/60Hz 0.5A</div> <div>O/P: 12VDC 1.2A.</div> <div>Primary: 182cm length, non-shielded, without ferrite core</div> <div>Secondary: 186cm length, non-shielded, without ferrite core</div> </div> |
| <b>Data Cable</b>          | : Ethernet Cable x 1, 10m length, non-shielded, without ferrite core   |

### **1.3 Test method**

1. The DC-In connected to AC mains supply by switching adapter.
2. The LAN port of EUT connected to far LAN card.
3. The two RS-232/422/485 ports connected with terminators.
4. The notebook PC and test fixture is connected by USB transfer to RS-232 cable, and then test fixture connected with EUT setting test mode.
5. The Notebook PC and test fixture is moving when test mode set finish. The software provided by the manufacturer, the test is performed under the specific conditions.
6. Set different channel and data rate being tested and repeat the procedures above.
  - (a) Conducted test and Radiated:  
making EUT to the mode of continuous transmission

#### 1.4 Description of Support Equipment

In order to construct the minimum testing, following equipment were used as the support units.

**PC : HP**

Model No. : Pavilion t1000

Serial No. : TWL3320051

FCC ID : N/A, DoC (Declaration of Confirmation) Approved

BSMI : R33001

Power type : 100 ~ 127VAC/200 ~ 240VAC, 6A/3A, 50 ~ 60Hz, Switching

Power cord : Non-shielded, 1.80m length, Plastic hood, No ferrite core

**Monitor : HP Flat Panel Monitor**

Model No. : PE1234

Serial No. : CNN4120K7T

FCC ID : DoC Approved

BSMI : T3A002

Power type : 100 ~ 240 VAC / 50 ~ 60 Hz, Switching

Power cord : Shielded, 1.83m length, No ferrite core

Data cable : Shielded, 1.80m length, with two ferrite cores

**Mouse : HP**

Model No. : M-UR89

Serial No. : LZS21750238

FCC ID : DoC Approved

BSMI : 3892D767

Power type : By PC

Power cord : Non-shielded, 1.88m length, No ferrite core

**Keyboard : HP**

Model No. : 5187-0343

Serial No. : BE21700404

FCC ID : DoC Approved

BSMI : 3892C981

Power type : By PC

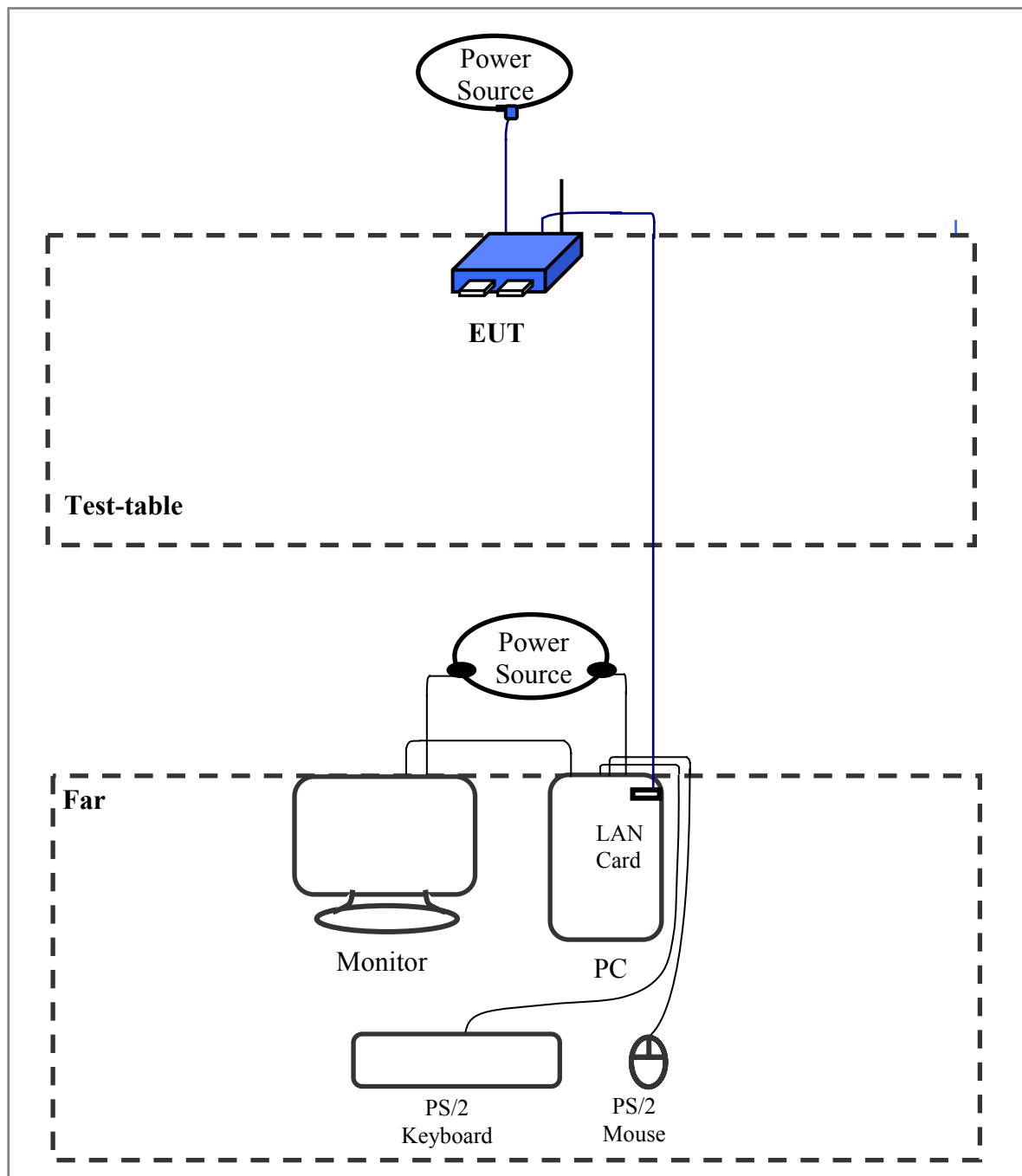
Data cable : Shielded, 1.73m length, Plastic hood, No ferrite core

**LAN Card : D-Link**  
Model No. : DFE-530TX  
Serial No. : 0050BAE32FF3, 0050BAE3158B  
FCC ID : N/A, DoC Approved  
Power type : Powered by PC



## 1.5 Configuration of System Under Test

### 1.5.1 Conducted and Radiated



The tests below are carried with the EUT transmitter set at high power in TDD mode. The EUT is forced to select of output power level and channel number by notebook computer.

The setting up procedure was recorded in 1.3 test method.

**Connections of equipment**

**PC:**

- \* VGA Port ..... a monitor
- \* PS/2-key Port ..... a PS/2 keyboard
- \* PS/2-mouse Port ..... a PS/2 mouse
- \* LAN Port ..... **EUT**

### 1.6 Verify the Frequency and Channel

| Channel | Frequency (GHz) |
|---------|-----------------|
| 1       | 2.412           |
| 2       | 2.417           |
| 3       | 2.422           |
| 4       | 2.427           |
| 5       | 2.432           |
| 6       | 2.437           |
| 7       | 2.442           |
| 8       | 2.447           |
| 9       | 2.452           |
| 10      | 2.457           |
| 11      | 2.462           |

Note:

1. This is for confirming that all frequencies are in 2.412GHz to 2.462GHz.
2. Section 15.31(m): Measurements on intentional radiators or receivers shall be performed at three frequencies for operating frequency range over 10 MHz.  
(The locations of these frequencies one near the top, one near the middle and one near the bottom.)
3. After test, the EUT operating frequencies are in 2.412GHz to 2.462GHz.(IEEE 802.11b/g)  
So all the items as followed in testing report are need to test these three frequencies:  
Lowest: Channel – 1; Middle: Channel – 6; Highest: Channel – 11.

### **1.7 Test Procedure**

All measurements contained in this report were performed mainly according to the techniques described in ANSI C63.4 (2003) and the pre-setup was written on 1.3 test method, the detail setup was written on each test item.

### **1.8 Location of the Test Site**

The radiated emissions measurements required by the rules were performed on the **three-meter, Anechoic Chamber (FCC Registration Number: 93906)** maintained by *Training Research Co., Ltd.* 1F, No. 255 Nanyang Street, Shijr, Taipei Hsien 221, Taiwan, R.O.C. Complete description and measurement data have been placed on file with the commission. The conducted power line emissions tests and other test items were performed in a anechoic chamber also located at Training Research Co., Ltd.

No. 255 Nanyang Street, Shijr, Taipei Hsien 221, Taiwan, R.O.C. *Training Research Co., Ltd.* is listed by the FCC as a facility available to do measurement work for others on a contract basis.

### **1.9 General Test Condition**

The conditions under which the EUT operates were varied to determine their effect on the equipment's emission characteristics. The final configuration of the test system and the mode of operation used during these tests were chosen as that which produced the highest emission levels. However, only those conditions, which the EUT was considered likely to encounter in normal use were investigated.

In test, they were set in high power and continuously transmitting mode that controlled by computer. The lowest channel, middle channel and highest channel of EUT were all tested. The setting up procedure is recorded on 1.3 test method.

## **II. Section 15.203: Antenna requirement**

The EUT can be equipped with detachable antenna. The external antenna is affixed to the EUT using a unique connector, which allows for replacement of a broken antenna, but does not use a standard antenna jack or electrical connector. The antenna requirement stated in Section 15.203 is inapplicable to this EUT.

The custom antenna specification of list as below:

|              |   |                            |
|--------------|---|----------------------------|
| Manufacturer | : | SmartAnt Telecom Co., Ltd. |
| Part No      | : | SAA05-220420               |
| Connector    | : | RP SMA Plug                |
| Antenna Gain | : | 2.0dBi (MAX.)              |

### **III. Section 15.207: Power Line Conducted Emissions for AC Powered Units**

#### **3.1 Test Condition & Setup**

The power line conducted emission measurements were performed in an anechoic chamber. The EUT was assembled on a wooden table, which is 80 centimeters high, was placed 40 centimeters from the backwall and at least 1 meter from the sidewall.

Power was fed to the EUT from the public utility power grid through a line filter and Line Impedance Stabilization Networks (LISNs). The LISN housing, measuring instrumentation case, ground plane, etc., were electrically bonded together at the same RF potential. The Spectrum analyzer (or EMI receiver) was connected to the AC line through an isolation transformer. The 50-ohm output of the LISN was connected to the spectrum analyzer directly. Conducted emission levels were in the CISPR quasi-peak and average detection mode. The analyzer's 6 dB bandwidth was set to 9KHz. No post-detector video filter was used.

The spectrum was scanned from 150KHz to 30MHz. The physical arrangement of the test system and associated cabling was varied (within the scope of arrangements likely to be encountered in actual use) to determine the effect on the unit's emanations in amplitude and frequency. All spurious emission frequencies were observed. The highest emission amplitudes relative to the appropriate limit were measured and have been recorded in paragraph 4.3.

There is a test condition apply in this test item, the test procedure description as <1.3>. Three channels were tested, one in the lowest (CH01), one in the middle (CH06) and the other in highest (CH11) for IEEE 802.11b/g. The setting up procedure is recorded on <1.3>

### 3.2 List of Test Instruments

| Instrument Name              | Model               | Brand              | Serial No.          | Calibration Date |
|------------------------------|---------------------|--------------------|---------------------|------------------|
|                              |                     |                    |                     | Next time        |
| EMI Receiver                 | 8546A               | HP                 | 3520A00242          | 09/06/07         |
| RF Filter Section            | 85460A              | HP                 | 3448A00217          | 09/06/07         |
| LISN<br>(EUT)                | LISN-01             | TRC                | 99-05               | 06/10/07         |
| LISN<br>(Support E.)         | LISN-01             | TRC                | 9912-03, 04         | 05/26/07         |
| Pre-amplifier                | 15542 ZFL-500       | Mini –<br>Circuits | 0 0117              | 05/20/07         |
| 6dB<br>Attenuator            | MCL BW-S6W2         | Mini –<br>Circuits | 9915 –<br>Conducted | 05/20/07         |
| 10dB<br>Attenuator           | A5542 VAT010        | Mini –<br>Circuits | 0215 –<br>Conducted | 05/20/07         |
| Coaxial Cable<br>(2.0 meter) | A30A30-0058-50FS-2M | Jyebao             | SMA-08              | 05/20/07         |
| Coaxial Cable<br>(1.1 meter) | A30A30-0058-50FS-1M | Jyebao             | SMA-09              | 05/20/07         |
| Coaxial Cable<br>(20 meter)  | RG-214/U            | Jyebao             | NP-01               | 05/20/07         |
| Coaxial Cable<br>(20 meter)  | RG-214/U            | Jyebao             | NP-02               | 05/20/07         |
| Auto Switch Box<br>(< 30MHz) | ASB-01              | TRC                | 9904-01             | 05/20/07         |

### 3.3 Test Result of Power Line Conducted Emissions

The following table shows a summary of the highest emissions of power line conducted emissions on the LIVE and NETURAL conductors of the EUT power cord. Show as follows.

Test Conditions: Temperature : 25 °C Humidity : 73 % RH

**Test mode: IEEE 802.11b Channel 1**

| <b>Power Connected Emissions</b> |                            |                        |                      |                           | <b>Class B</b>             |                             |                        |
|----------------------------------|----------------------------|------------------------|----------------------|---------------------------|----------------------------|-----------------------------|------------------------|
| <b>Conductor</b>                 | <b>Frequency<br/>(KHz)</b> | <b>Peak<br/>(dBμV)</b> | <b>QP<br/>(dBμV)</b> | <b>Average<br/>(dBμV)</b> | <b>QP-limit<br/>(dBμV)</b> | <b>AVG-limit<br/>(dBμV)</b> | <b>Margin<br/>(dB)</b> |
| Line 1                           | 159.360                    | 59.37                  | 53.57                | 20.14                     | 65.69                      | 55.69                       | -12.12                 |
|                                  | 197.495                    | 57.80                  | 51.55                | 18.62                     | 64.40                      | 54.40                       | -12.85                 |
|                                  | 250.225                    | 56.43                  | 50.15                | 16.45                     | 62.89                      | 52.89                       | -12.74                 |
|                                  | 396.810                    | 52.90                  | 46.42                | 13.21                     | 58.71                      | 48.71                       | -12.29                 |
|                                  | 601.045                    | 49.29                  | 42.84                | 11.03                     | 56.00                      | 46.00                       | -13.16                 |
|                                  | 1006.000                   | 38.94                  | ---                  | ---                       | 56.00                      | 46.00                       | -7.06                  |
| Line 2                           | 156.585                    | 58.75                  | 52.91                | 19.36                     | 65.86                      | 55.86                       | -12.95                 |
|                                  | 199.135                    | 57.04                  | 50.57                | 17.18                     | 64.34                      | 54.34                       | -13.77                 |
|                                  | 305.180                    | 52.58                  | 45.65                | 12.34                     | 61.31                      | 51.31                       | -15.66                 |
|                                  | 466.450                    | 46.90                  | 40.17                | 6.82                      | 56.71                      | 46.71                       | -16.54                 |
|                                  | 893.000                    | 33.27                  | ---                  | ---                       | 56.00                      | 46.00                       | -12.73                 |
|                                  | 20200.000                  | 38.13                  | ---                  | ---                       | 60.00                      | 50.00                       | -11.87                 |

NOTE:

(1)Margin = Peak Amplitude – Limit, The reading amplitudes are all under limit.

(2)A "+" sign in the margin column means the emission is OVER the Class B Limit, and  
 "-" sign of means UNDER the Class B limit



**Test mode: IEEE 802.11b Channel 6**

| <b>Power Connected Emissions</b> |                            |                        |                      |                           | <b>Class B</b>             |                             |                        |
|----------------------------------|----------------------------|------------------------|----------------------|---------------------------|----------------------------|-----------------------------|------------------------|
| <b>Conductor</b>                 | <b>Frequency<br/>(KHz)</b> | <b>Peak<br/>(dBμV)</b> | <b>QP<br/>(dBμV)</b> | <b>Average<br/>(dBμV)</b> | <b>QP-limit<br/>(dBμV)</b> | <b>AVG-limit<br/>(dBμV)</b> | <b>Margin<br/>(dB)</b> |
| Line 1                           | 159.360                    | 59.86                  | 53.45                | 19.95                     | 65.69                      | 55.69                       | -12.24                 |
|                                  | 197.495                    | 58.15                  | 51.78                | 18.60                     | 64.40                      | 54.40                       | -12.62                 |
|                                  | 250.225                    | 56.60                  | 50.35                | 16.59                     | 62.89                      | 52.89                       | -12.54                 |
|                                  | 396.810                    | 52.65                  | 46.69                | 12.92                     | 58.71                      | 48.71                       | -12.02                 |
|                                  | 601.045                    | 49.48                  | 42.90                | 10.75                     | 56.00                      | 46.00                       | -13.10                 |
|                                  | 1006.000                   | 38.88                  | ---                  | ---                       | 56.00                      | 46.00                       | -7.12                  |
| Line 2                           | 156.585                    | 58.69                  | 52.46                | 19.48                     | 65.86                      | 55.86                       | -13.40                 |
|                                  | 199.135                    | 57.02                  | 50.30                | 16.87                     | 64.34                      | 54.34                       | -14.04                 |
|                                  | 305.180                    | 52.31                  | 45.71                | 12.87                     | 61.31                      | 51.31                       | -15.60                 |
|                                  | 466.450                    | 46.67                  | 40.05                | 7.17                      | 56.71                      | 46.71                       | -16.66                 |
|                                  | 893.000                    | 32.92                  | ---                  | ---                       | 56.00                      | 46.00                       | -13.08                 |
|                                  | 20200.000                  | 38.13                  | ---                  | ---                       | 60.00                      | 50.00                       | -11.87                 |

**Test mode: IEEE 802.11b Channel 11**

| <b>Power Connected Emissions</b> |                            |                        |                      |                           | <b>Class B</b>             |                             |                        |
|----------------------------------|----------------------------|------------------------|----------------------|---------------------------|----------------------------|-----------------------------|------------------------|
| <b>Conductor</b>                 | <b>Frequency<br/>(KHz)</b> | <b>Peak<br/>(dBμV)</b> | <b>QP<br/>(dBμV)</b> | <b>Average<br/>(dBμV)</b> | <b>QP-limit<br/>(dBμV)</b> | <b>AVG-limit<br/>(dBμV)</b> | <b>Margin<br/>(dB)</b> |
| Line 1                           | 159.360                    | 59.59                  | 53.53                | 20.14                     | 65.69                      | 55.69                       | -12.16                 |
|                                  | 197.495                    | 58.33                  | 51.53                | 18.49                     | 64.40                      | 54.40                       | -12.87                 |
|                                  | 250.225                    | 56.52                  | 50.15                | 16.76                     | 62.89                      | 52.89                       | -12.74                 |
|                                  | 396.810                    | 52.63                  | 46.73                | 13.37                     | 58.71                      | 48.71                       | -11.98                 |
|                                  | 601.045                    | 49.07                  | 42.80                | 10.46                     | 56.00                      | 46.00                       | -13.20                 |
|                                  | 1006.000                   | 39.13                  | ---                  | ---                       | 56.00                      | 46.00                       | -6.87                  |
| Line 2                           | 156.585                    | 58.89                  | 52.36                | 19.52                     | 65.86                      | 55.86                       | -13.50                 |
|                                  | 199.135                    | 56.79                  | 50.65                | 16.95                     | 64.34                      | 54.34                       | -13.69                 |
|                                  | 305.180                    | 52.68                  | 46.18                | 12.52                     | 61.31                      | 51.31                       | -15.13                 |
|                                  | 466.450                    | 46.86                  | 40.05                | 7.15                      | 56.71                      | 46.71                       | -16.66                 |
|                                  | 893.000                    | 33.00                  | ---                  | ---                       | 56.00                      | 46.00                       | -13.00                 |
|                                  | 20200.000                  | 38.25                  | ---                  | ---                       | 60.00                      | 50.00                       | -11.75                 |

**Test mode: IEEE 802.11g Channel 1**

| <b>Power Connected Emissions</b> |                            |                        |                      |                           | <b>Class B</b>             |                             |                        |
|----------------------------------|----------------------------|------------------------|----------------------|---------------------------|----------------------------|-----------------------------|------------------------|
| <b>Conductor</b>                 | <b>Frequency<br/>(KHz)</b> | <b>Peak<br/>(dBμV)</b> | <b>QP<br/>(dBμV)</b> | <b>Average<br/>(dBμV)</b> | <b>QP-limit<br/>(dBμV)</b> | <b>AVG-limit<br/>(dBμV)</b> | <b>Margin<br/>(dB)</b> |
| Line 1                           | 159.360                    | 59.53                  | 53.66                | 19.89                     | 65.69                      | 55.69                       | -12.03                 |
|                                  | 197.495                    | 57.92                  | 51.78                | 18.53                     | 64.40                      | 54.40                       | -12.62                 |
|                                  | 250.225                    | 56.23                  | 49.98                | 16.45                     | 62.89                      | 52.89                       | -12.91                 |
|                                  | 396.810                    | 52.49                  | 46.60                | 13.41                     | 58.71                      | 48.71                       | -12.11                 |
|                                  | 601.045                    | 49.38                  | 43.19                | 11.03                     | 56.00                      | 46.00                       | -12.81                 |
|                                  | 1006.000                   | 39.31                  | ---                  | ---                       | 56.00                      | 46.00                       | -6.69                  |
| Line 2                           | 156.585                    | 59.18                  | 52.87                | 19.05                     | 65.86                      | 55.86                       | -12.99                 |
|                                  | 199.135                    | 57.02                  | 50.32                | 17.34                     | 64.34                      | 54.34                       | -14.02                 |
|                                  | 305.180                    | 52.25                  | 46.06                | 12.67                     | 61.31                      | 51.31                       | -15.25                 |
|                                  | 466.450                    | 46.41                  | 40.03                | 7.11                      | 56.71                      | 46.71                       | -16.68                 |
|                                  | 893.000                    | 33.43                  | ---                  | ---                       | 56.00                      | 46.00                       | -12.57                 |
|                                  | 20200.000                  | 38.32                  | ---                  | ---                       | 60.00                      | 50.00                       | -11.68                 |

**Test mode: IEEE 802.11g Channel 6**

| <b>Power Connected Emissions</b> |                            |                        |                      |                           | <b>Class B</b>             |                             |                        |
|----------------------------------|----------------------------|------------------------|----------------------|---------------------------|----------------------------|-----------------------------|------------------------|
| <b>Conductor</b>                 | <b>Frequency<br/>(KHz)</b> | <b>Peak<br/>(dBμV)</b> | <b>QP<br/>(dBμV)</b> | <b>Average<br/>(dBμV)</b> | <b>QP-limit<br/>(dBμV)</b> | <b>AVG-limit<br/>(dBμV)</b> | <b>Margin<br/>(Db)</b> |
| Line 1                           | 159.360                    | 59.59                  | 53.45                | 20.30                     | 65.69                      | 55.69                       | -12.24                 |
|                                  | 197.495                    | 58.31                  | 51.37                | 18.80                     | 64.40                      | 54.40                       | -13.03                 |
|                                  | 250.225                    | 56.58                  | 49.82                | 16.57                     | 62.89                      | 52.89                       | -13.07                 |
|                                  | 396.810                    | 52.73                  | 46.73                | 13.19                     | 58.71                      | 48.71                       | -11.98                 |
|                                  | 601.045                    | 49.48                  | 42.95                | 10.52                     | 56.00                      | 46.00                       | -13.05                 |
|                                  | 1006.000                   | 39.35                  | ---                  | ---                       | 56.00                      | 46.00                       | -6.65                  |
| Line 2                           | 156.585                    | 59.08                  | 52.56                | 19.09                     | 65.86                      | 55.86                       | -13.30                 |
|                                  | 199.135                    | 57.06                  | 50.53                | 17.18                     | 64.34                      | 54.34                       | -13.81                 |
|                                  | 305.180                    | 52.60                  | 45.98                | 12.50                     | 61.31                      | 51.31                       | -15.33                 |
|                                  | 466.450                    | 46.51                  | 40.50                | 7.21                      | 56.71                      | 46.71                       | -16.21                 |
|                                  | 893.000                    | 33.29                  | ---                  | ---                       | 56.00                      | 46.00                       | -12.71                 |
|                                  | 20200.000                  | 38.15                  | ---                  | ---                       | 60.00                      | 50.00                       | -11.85                 |

**Test mode: IEEE 802.11g Channel 11**

| <b>Power Connected Emissions</b> |                            |                        |                      |                           | <b>FCC Class B</b>         |                             |                        |
|----------------------------------|----------------------------|------------------------|----------------------|---------------------------|----------------------------|-----------------------------|------------------------|
| <b>Conductor</b>                 | <b>Frequency<br/>(KHz)</b> | <b>Peak<br/>(dBμV)</b> | <b>QP<br/>(dBμV)</b> | <b>Average<br/>(dBμV)</b> | <b>QP-limit<br/>(dBμV)</b> | <b>AVG-limit<br/>(dBμV)</b> | <b>Margin<br/>(dB)</b> |
| Line 1                           | 159.360                    | 59.84                  | 53.74                | 19.83                     | 65.69                      | 55.69                       | -11.95                 |
|                                  | 197.495                    | 58.33                  | 51.59                | 18.43                     | 64.40                      | 54.40                       | -12.81                 |
|                                  | 250.225                    | 56.37                  | 49.94                | 16.68                     | 62.89                      | 52.89                       | -12.95                 |
|                                  | 396.810                    | 52.78                  | 46.44                | 13.27                     | 58.71                      | 48.71                       | -12.27                 |
|                                  | 601.045                    | 49.33                  | 43.01                | 10.48                     | 56.00                      | 46.00                       | -12.99                 |
|                                  | 1006.000                   | 39.25                  | ---                  | ---                       | 56.00                      | 46.00                       | -6.75                  |
| Line 2                           | 156.585                    | 58.87                  | 52.40                | 19.21                     | 65.86                      | 55.86                       | -13.46                 |
|                                  | 199.135                    | 56.97                  | 50.45                | 17.07                     | 64.34                      | 54.34                       | -13.89                 |
|                                  | 305.180                    | 52.50                  | 45.91                | 12.87                     | 61.31                      | 51.31                       | -15.40                 |
|                                  | 466.450                    | 46.59                  | 40.42                | 6.96                      | 56.71                      | 46.71                       | -16.29                 |
|                                  | 893.000                    | 32.98                  | ---                  | ---                       | 56.00                      | 46.00                       | -13.02                 |
|                                  | 20200.000                  | 38.09                  | ---                  | ---                       | 60.00                      | 50.00                       | -11.91                 |

## **VI. Section 15.247 (a): Technical description of the EUT**

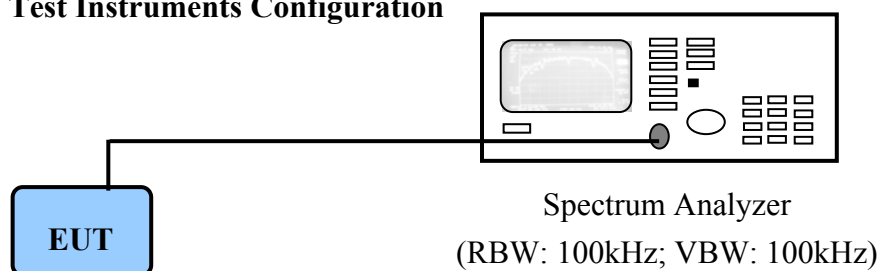
*Direct Sequence System* is a spread spectrum system in which the carrier has been modulated by a high speed spreading code and an information data stream. The high speed code sequence dominates the “modulating function” and is the direct cause of the wide spreading of the transmitted signal. In the operational description demonstrates the operation principles of the Baseband processor employed by the EUT, shows that which is a complete DSSS baseband processor and meets the definition of the direct sequence spread spectrum system.

## V. Section 15.247(a)(2): Bandwidth for Direct Sequence System

### 5.1 Test Condition & Setup

The transmitter bandwidth measurements were performed by the contact manner. The EUT was set to transmit continuously, also various channels were investigated to find the maximum occupied bandwidth. The output of the EUT was connected to the spectrum analyzer. The bandwidth of the fundamental frequency is observed by the spectrum analyzer with 100kHz RBW and 100kHz VBW.

### 5.2 Test Instruments Configuration



*PC to control the EUT at maximal power output and channel number and set antenna kit*

### 5.3 List of Test Instruments

| Instrument Name   | Model No. | Brand   | Serial No. | Next time |
|-------------------|-----------|---------|------------|-----------|
| Spectrum Analyzer | MS2665C   | ANRITSU | 6200175476 | 12/11/07  |

### 5.4 Test Result of Bandwidth

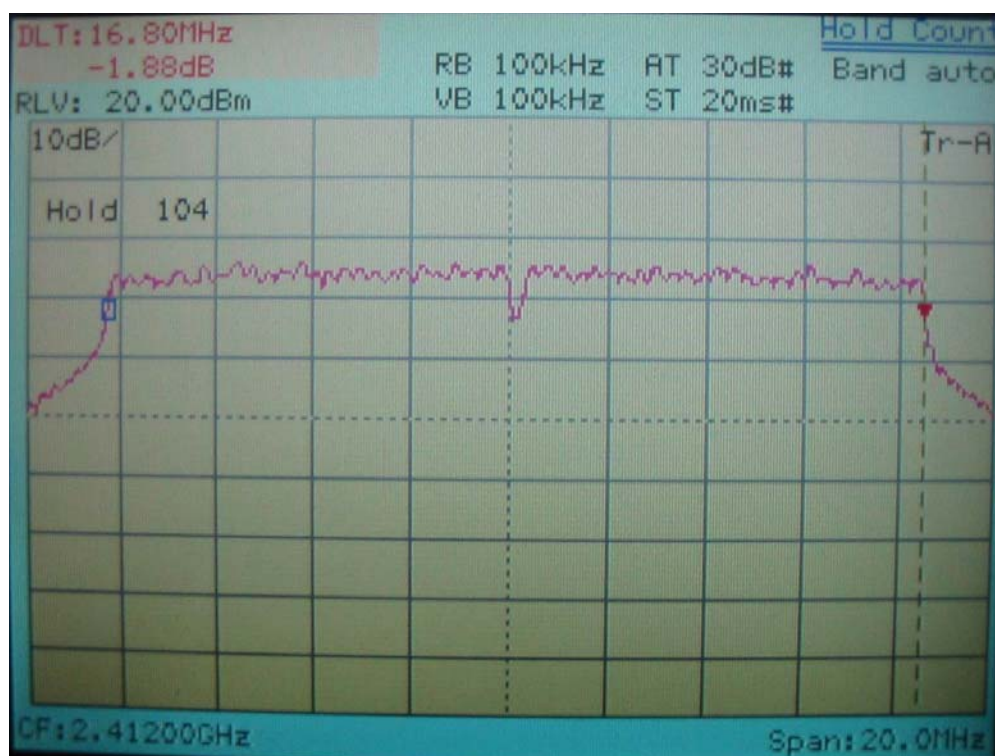
| Channel | 802.11b   | 802.11g   |
|---------|-----------|-----------|
| 01      | 10.24 MHz | 16.80 MHz |
| 06      | 10.20 MHz | 16.72 MHz |
| 11      | 10.24 MHz | 16.72 MHz |

- Note:
1. The data in the above table are summarizing the following attachment spectrum analyzer hard copy. According to the guidance, we'd made the measurement with the spectrum analyzer's resolution bandwidth ( $RBW$ )=100kHz and set the  $span \gg RBW$ . The results show the measured 6dB bandwidth comply with the minimum 500kHz requirement.
  2. The attachments show these on the following pages.

**6dB Bandwidth of Channel 1 (The minimum 6dB BW at least 500kHz)**

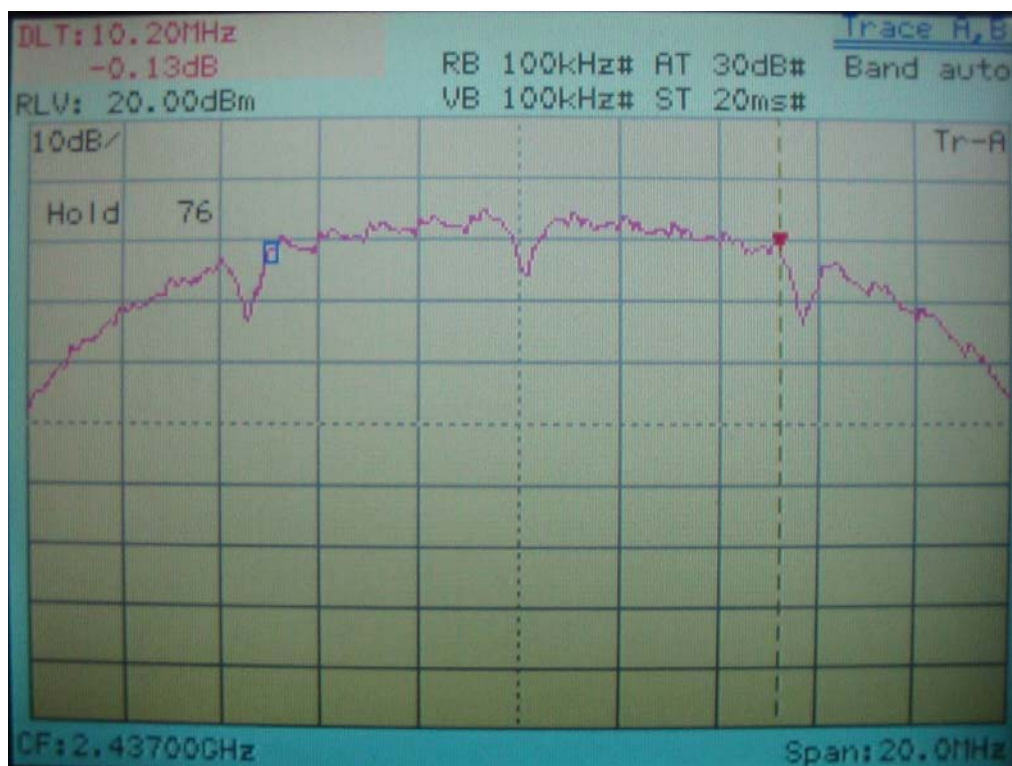


IEEE 802.11b

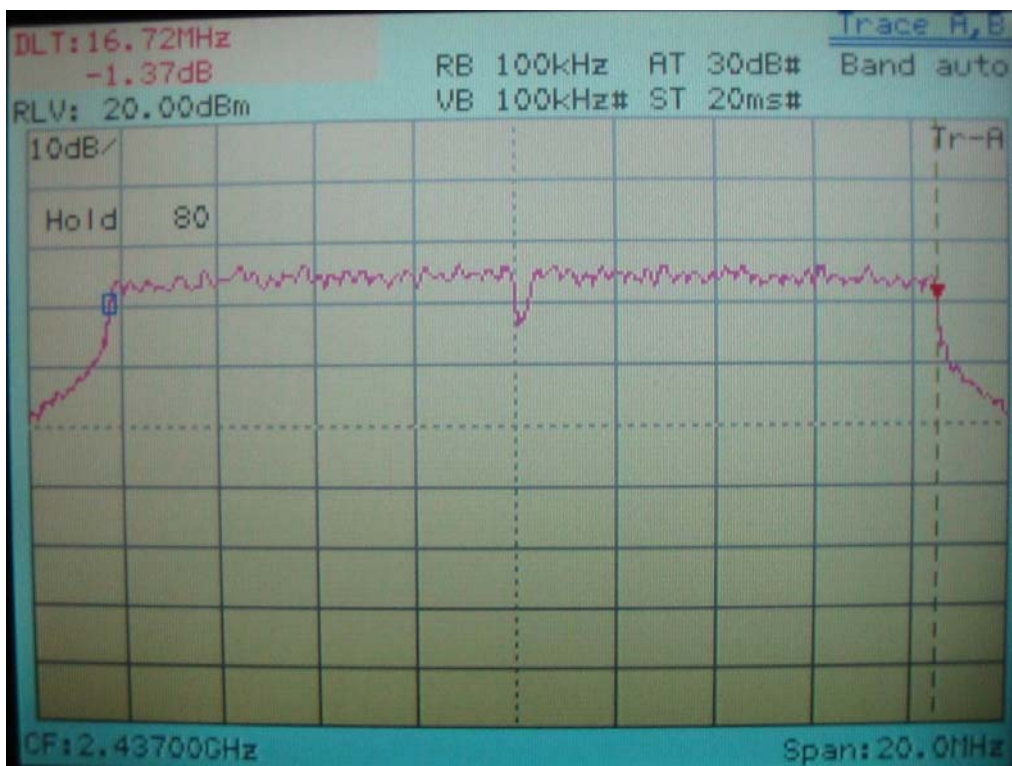


IEEE 802.11g

**6dB Bandwidth of Channel 6 (The minimum 6dB BW at least 500kHz)**



IEEE 802.11b



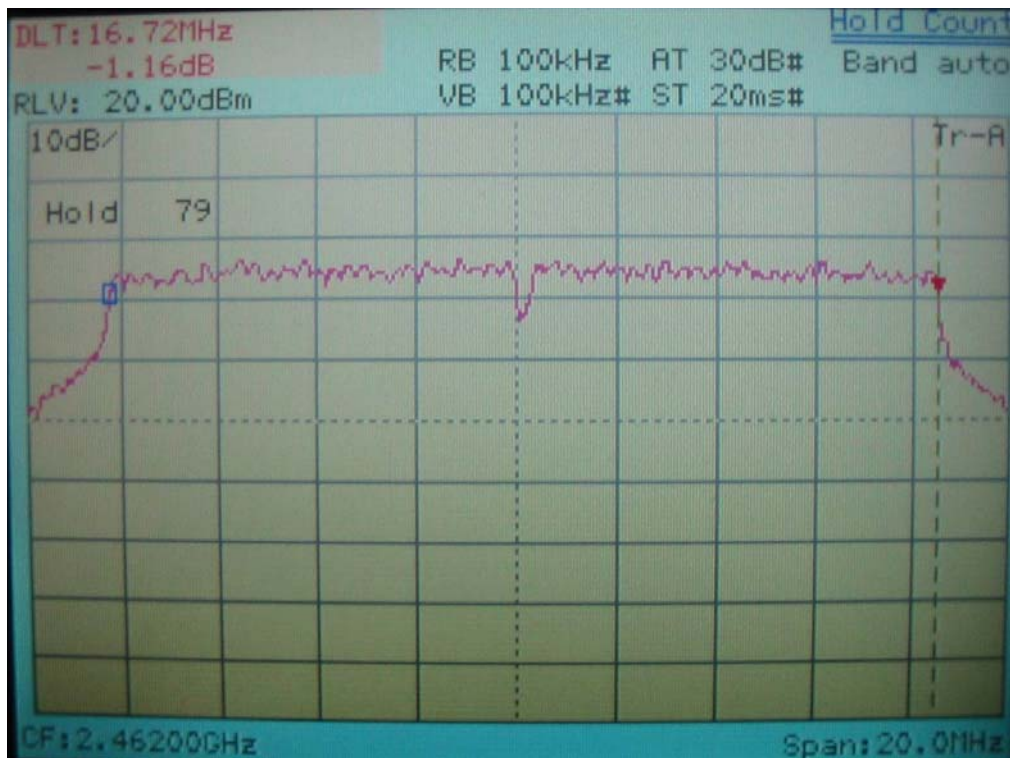
IEEE 802.11g



**6dB Bandwidth of Channel 11 (The minimum 6dB BW at least 500kHz)**



IEEE 802.11b




IEEE 802.11g



## VI. Section 15.247(b): Power Output

### 6.1 Test Condition & Setup



1. The output of the transmitter is connected to the BOONTON RF Power Meter.
2. The calibration is performed before every test. The values of the output power of the EUT will shown in the dBm directly are the transmitter output peak power. Recording as follows.

### 6.2 List of Test Instruments

| Instrument Name   | Model | Brand   | Serial No. | Next time |
|-------------------|-------|---------|------------|-----------|
| RF Power Meter    | 4532  | BOONTON | 117501     | 05/18/07  |
| Peak Power Sensor | 57340 | BOONTON | 2696       | 05/18/07  |

### 6.3 Test Result

#### Formula:

RF Output of EUT + |Cable Loss| = Output Peak Power

| Channel      | RF Output | Cable Loss | Output Peak Power |       |
|--------------|-----------|------------|-------------------|-------|
|              |           |            | dBm               | mW    |
| 802.11b CH01 | 17.11     | 0.70       | 17.81             | 60.39 |
| 802.11b CH06 | 17.70     | 0.70       | 18.40             | 69.18 |
| 802.11b CH11 | 17.72     | 0.70       | 18.42             | 69.50 |
| 802.11g CH01 | 18.50     | 0.70       | 19.20             | 83.18 |
| 802.11g CH06 | 18.81     | 0.70       | 19.51             | 89.33 |
| 802.11g CH11 | 18.85     | 0.70       | 19.55             | 90.16 |

## **VII. Section 15.247 (C): Spurious Emissions (Radiated)**

### **7.1 Test Condition & Setup**

We'd performed the test by the *radiated emission* skill: The EUT was placed in an anechoic chamber, and set the EUT transmitting continuously and scanned at 3-meter distance to determine its emission characteristics. The physical arrangement of the EUT was varied (within the scope of arrangements likely to be encountered in actual use) to determine the effect on the unit's emanations in amplitude, directivity, and frequency. The exact system configuration, which produced the highest emissions was noted so it could be reproduced later during the final tests. For the measurement above 1GHz, according to the guidance we'd set the spectrum analyzer's 6dB bandwidth RBW to 1MHz.

This was done to ensure that the final measurements would demonstrate the worst-case interference potential of the EUT.

Final radiation measurements were made on a three-meter, anechoic chamber. The EUT system was placed on a nonconductive turntable, which is 0.8 meters height, top surface 1.0 x 1.5 meter.

The spectrum was examined from 30 MHz to 1000 MHz using an Hewlett Packard 85460A EMI Receiver, SCHWARZECK whole range Small Biconical Antenna (Model No.: UBAA9114 & BBVU9135) is used to measure frequency from 30 MHz to 1GHz. The final test is used the HP 85460A spectrum and 8564E spectrum was examined from 1GHz to 25GHz using an Hewlett Packard Spectrum Analyzer, EMCO/HP Horn Antenna (Model 3115 / 84125-80008) for 1G - 25GHz.

At each frequency, the EUT was rotated 360 degrees, and the antenna was raised and lowered from one to four meters to find the maximum emission levels. Measurements were taken using both horizontal and vertical antenna polarization.

Appropriate preamplifiers were used for improving sensitivity and precautions were taken to avoid overloading or desensitizing the spectrum analyzer. There are two spectrum analyzers use on this testing, HP 85460A for frequency 30MHz to 1000MHz, and 8564E for frequency 1GHz to 25GHz. No post-detector video filters were used in the test. The spectrum analyzer's 6dB bandwidth was set to 120KHz (spectrum was examined from 30 MHz to 1000 MHz), the spectrum analyzer's 6 dB bandwidth was set to 1 MHz (spectrum was examined from 1GHz to 25GHz) and the analyzer was operated in the maximum hold mode. There is a test condition applies in this test item, the test procedure description as the following:

Three channels were tested, one in the lowest (CH01), one in the middle (CH06) and the other in highest (CH11) for IEEE 802.11b/g. The setting up procedure is recorded on <1.3>

With the transmitter operating from a AC source and using the internal of EUT, radiates spurious emissions falling within the restricted bands of 15.209 were measured at operating frequencies corresponding to upper, middle and bottom channels in the 2400 ~ 2483.5 MHz band.

The actual field intensity in decibels referenced to 1 microvolt per meter (dB $\mu$ V/m) is determined by algebraically adding the measured reading in dB $\mu$ V, the antenna factor (dB), and cable loss (dB) at the appropriate frequency. Since the EUT was set to transmit continuously, no *duty cycle* is present.

**For frequency between 30MHz to 1000MHz**

$$F_{Ia} \text{ (dB}\mu\text{V/m)} = F_{Ir} \text{ (dB}\mu\text{V)} + \text{Correction Factors}$$

$F_{Ia}$  : Actual Field Intensity

$F_{Ir}$  : Reading of the Field Intensity

Correction Factors = Antenna Factor + (Cable Loss – Amplitude Gain) + Switching Box Loss

**For frequency between 1GHz to 25GHz**

$$F_{Ia} \text{ (dB}\mu\text{V/m)} = F_{Ir} \text{ (dB}\mu\text{V)} + \text{Correction Factor}$$

$F_{Ia}$  : Actual Field Intensity

$F_{Ir}$  : Reading of the Field Intensity

Correction Factors = Antenna Factor + (Cable Loss – Amplitude Gain) + Switching Box Loss

## 7.2 List of Test Instruments

|  |                      |              |                   | <b>Calibration Date</b> |
|--|----------------------|--------------|-------------------|-------------------------|
| <b>Instrument Name</b>                       | <b>Model</b>         | <b>Brand</b> | <b>Serial No.</b> | <b>Next time</b>        |
| EMI Receiver                                 | 8546A                | HP           | 3520A00242        | 09/06/07                |
| RF Filter Section                            | 85460A               | HP           | 3448A00217        | 09/06/07                |
| Small Biconical Antenna                      | UBAA9114 & BBVU9135  | SCHWARZECK   | 127               | 12/07/07                |
| Pre-amplifier                                | PA1F                 | TRC          | 1FAC              | 05/20/07                |
| Auto Switch Box (>30MHz)                     | ASB-01               | TRC          | 9904-01           | 05/20/07                |
| Coaxial Cable<br>(Double shielded, 15 meter) | A30A30-0058-50FS-15M | JYEBAO       | SMA-01            | 05/20/07                |
| Coaxial Cable<br>(1.1 meter)                 | A30A30-0058-50FS-1M  | JYEBAO       | SMA-02            | 05/20/07                |
| Spectrum Analyzer                            | 8564E                | HP           | 3720A00840        | 12/11/07                |
| Microwave Preamplifier                       | 84125C               | HP           | US36433002        | 11/18/07                |
| Horn Antenna                                 | 3115                 | EMCO         | 9104-3668         | 02/05/08                |
| Horn Antenna                                 | 1196E (3115)         | HP (EMCO)    | 9704-5178         | 02/12/08                |
| Standard Guide Horn Antenna                  | 84125-80008          | HP           | 18-26.5GHz        | 12/12/07                |
| Standard Guide Horn Antenna                  | 84125-80001          | HP           | 26.5-40GHz        | 12/12/07                |
| Pre-amplifier                                | PA2F                 | TRC          | 2F1GZ             | 06/20/07                |
| Coaxial Cable<br>(3 miter)                   | A30A30-0058-50FST118 | JYEBAO       | MSA-05            | 06/20/07                |
| Coaxial Cable<br>(1 meter)                   | A30A30-0058-50FST118 | JYEBAO       | MSA-04            | 06/20/07                |

### 7.3 Test Result of Spurious Radiated Emissions

The highest peak values of radiated emissions from the EUT at various antenna heights, antenna polarizations, EUT orientation, etc. are recorded on the following.

Test Conditions: Temperature : 25 °C Humidity : 73 % RH

**Test mode: IEEE 802.11b CH01 for 30MHz to 1GHz [Horizontal]**

| Radiated Emission |                  |             |           | Correction Factors<br>(dB) | Corrected Amplitude<br>(dBμV/m) | Class B (3 m)  |             |
|-------------------|------------------|-------------|-----------|----------------------------|---------------------------------|----------------|-------------|
| Frequency (MHz)   | Amplitude (dBμV) | Ant. H. (m) | Table ( ) |                            |                                 | Limit (dBμV/m) | Margin (dB) |
| 194.90            | 37.74            | 1.00        | 223       | -3.52                      | 34.22                           | 43.50          | -9.28       |
| 253.10            | 41.44            | 1.00        | 223       | -3.38                      | 38.06                           | 46.00          | -7.94       |
| 483.47            | 33.52            | 1.00        | 323       | 1.56                       | 35.08                           | 46.00          | -10.92      |
| 576.84            | 27.67            | 1.00        | 343       | 5.81                       | 33.48                           | 46.00          | -12.52      |
| 768.41            | 22.56            | 1.00        | 219       | 10.63                      | 33.19                           | 46.00          | -12.81      |
| 865.41            | 26.05            | 1.00        | 219       | 13.85                      | 39.90                           | 46.00          | -6.10       |

**Test mode: IEEE 802.11b CH01 for 30MHz to 1GHz [Vertical]**

| Radiated Emission |                  |             |           | Correction Factors<br>(dB) | Corrected Amplitude<br>(dBμV/m) | Class B (3 m)  |             |
|-------------------|------------------|-------------|-----------|----------------------------|---------------------------------|----------------|-------------|
| Frequency (MHz)   | Amplitude (dBμV) | Ant. H. (m) | Table ( ) |                            |                                 | Limit (dBμV/m) | Margin (dB) |
| 130.64            | 30.78            | 1.00        | 138       | -3.05                      | 27.73                           | 43.50          | -15.77      |
| 193.69            | 36.34            | 1.00        | 34        | -3.58                      | 32.76                           | 43.50          | -10.74      |
| 264.01            | 36.21            | 1.00        | 71        | -3.89                      | 32.32                           | 46.00          | -13.68      |
| 576.84            | 25.38            | 1.00        | 137       | 5.81                       | 31.19                           | 46.00          | -14.81      |
| 768.41            | 22.66            | 1.00        | 199       | 10.63                      | 33.29                           | 46.00          | -12.71      |
| 865.41            | 24.17            | 1.00        | 21        | 13.85                      | 38.02                           | 46.00          | -7.98       |

Note:

1. Margin = Amplitude – limit, if margin is minus means under limit.
2. Corrected Amplitude = Reading Amplitude + Correction Factors
3. Correction factor = Antenna factor + ( Cable Loss – Amplitude gain) + Switching Box Loss

**Test mode: IEEE 802.11b CH01 for 1GHz to 25GHz [Horizontal]**

| <i>Frequency</i> | <i>Ant.<br/>H.</i> | <i>Table</i>  | <i>Amplitude</i>   |     | <i>Correction<br/>Factor</i> | <i>Corrected<br/>Amplitude</i> |     | <i>Limit</i>       |       | <i>Margin</i> |
|------------------|--------------------|---------------|--------------------|-----|------------------------------|--------------------------------|-----|--------------------|-------|---------------|
|                  |                    |               | <i>Peak / Ave.</i> |     |                              | <i>Peak / Ave.</i>             |     | <i>Peak / Ave.</i> |       |               |
| <i>MHz</i>       | <i>m</i>           | <i>degree</i> | <i>dBμV</i>        |     | <i>dB/m</i>                  | <i>dBμV/m</i>                  |     | <i>dBμV/m</i>      |       | <i>dB</i>     |
| 1920.83          | 1.00               | 116           | 37.16              | --- | 9.33                         | 46.49                          | --- | 73.96              | 53.96 | -7.47         |
| 12061.04         | 1.00               | 230           | 38.44              | --- | 9.81                         | 48.25                          | --- | 73.96              | 53.96 | -5.71         |
| 19494.58         | 1.00               | 94            | 47.11              | --- | 1.69                         | 48.80                          | --- | 73.96              | 53.96 | -5.16         |
| 21934.79         | 1.00               | 53            | 46.53              | --- | 3.09                         | 49.62                          | --- | 73.96              | 53.96 | -4.34         |
| 24371.46         | 1.00               | 296           | 45.67              | --- | 3.26                         | 48.93                          | --- | 73.96              | 53.96 | -5.03         |

**Test mode: IEEE 802.11b CH01 for 1GHz to 25GHz [Vertical]**

| <i>Frequency</i> | <i>Ant.<br/>H.</i> | <i>Table</i>  | <i>Amplitude</i>   |     | <i>Correction<br/>Factor</i> | <i>Corrected<br/>Amplitude</i> |     | <i>Limit</i>       |       | <i>Margin</i> |
|------------------|--------------------|---------------|--------------------|-----|------------------------------|--------------------------------|-----|--------------------|-------|---------------|
|                  |                    |               | <i>Peak / Ave.</i> |     |                              | <i>Peak / Ave.</i>             |     | <i>Peak / Ave.</i> |       |               |
| <i>MHz</i>       | <i>m</i>           | <i>degree</i> | <i>dBμV</i>        |     | <i>dB/m</i>                  | <i>dBμV/m</i>                  |     | <i>dBμV/m</i>      |       | <i>dB</i>     |
| 2172.92          | 1.00               | 230           | 38.67              | --- | 8.57                         | 47.24                          | --- | 73.96              | 53.96 | -6.72         |
| 9650.42          | 1.00               | 12            | 37.94              | --- | 11.47                        | 49.41                          | --- | 73.96              | 53.96 | -4.55         |
| 19494.58         | 1.00               | 96            | 46.68              | --- | 1.69                         | 48.37                          | --- | 73.96              | 53.96 | -5.59         |
| 21934.79         | 1.00               | 53            | 46.26              | --- | 3.09                         | 49.35                          | --- | 73.96              | 53.96 | -4.61         |
| 24371.46         | 1.00               | 309           | 45.95              | --- | 3.26                         | 49.21                          | --- | 73.96              | 53.96 | -4.75         |

Note:

1. Margin = Corrected - Limit.
2. The EUT utilizes a *permanently attached antenna*. In addition the spurious RF radiated emissions levels do comply with the *20dBc limit* both at its bandedges and other spurious emissions.
3. As stated in Section 15.35(b), for any frequencies above 1000MHz, radiated limits shown are based upon the use of measurement instrumentation employing an average detector function. As the results of our test, the peak amplitudes are already below the FCC limit. Thus the average amplitudes of the rest are omitted.

**Test mode: IEEE 802.11b CH06 for 30MHz to 1GHz [Horizontal]**

| <b>Radiated Emission</b> |                         |                    |                  | <b>Correction Factors</b> | <b>Corrected Amplitude</b> | <b>Class B (3 m)</b>  |                    |
|--------------------------|-------------------------|--------------------|------------------|---------------------------|----------------------------|-----------------------|--------------------|
| <b>Frequency (MHz)</b>   | <b>Amplitude (dBμV)</b> | <b>Ant. H. (m)</b> | <b>Table ( )</b> |                           |                            | <b>Limit (dBμV/m)</b> | <b>Margin (dB)</b> |
| 193.69                   | 38.47                   | 1.00               | 207              | -3.58                     | 34.89                      | 43.50                 | -8.61              |
| 253.10                   | 39.69                   | 1.00               | 193              | -3.38                     | 36.31                      | 46.00                 | -9.69              |
| 290.69                   | 34.25                   | 1.00               | 17               | -3.34                     | 30.91                      | 46.00                 | -15.09             |
| 482.26                   | 33.37                   | 1.00               | 310              | 1.54                      | 34.91                      | 46.00                 | -11.09             |
| 576.84                   | 27.35                   | 1.00               | 322              | 5.81                      | 33.16                      | 46.00                 | -12.84             |
| 865.41                   | 25.68                   | 1.00               | 225              | 13.85                     | 39.53                      | 46.00                 | -6.47              |

**Test mode: IEEE 802.11b CH06 for 30MHz to 1GHz [Vertical]**

| <b>Radiated Emission</b> |                         |                    |                  | <b>Correction Factors</b> | <b>Corrected Amplitude</b> | <b>Class B (3 m)</b>  |                    |
|--------------------------|-------------------------|--------------------|------------------|---------------------------|----------------------------|-----------------------|--------------------|
| <b>Frequency (MHz)</b>   | <b>Amplitude (dBμV)</b> | <b>Ant. H. (m)</b> | <b>Table ( )</b> |                           |                            | <b>Limit (dBμV/m)</b> | <b>Margin (dB)</b> |
| 194.90                   | 36.51                   | 1.00               | 30               | -3.52                     | 32.99                      | 43.50                 | -10.51             |
| 244.61                   | 37.30                   | 1.00               | 252              | -3.47                     | 33.83                      | 46.00                 | -12.17             |
| 483.47                   | 27.96                   | 1.00               | 138              | 1.56                      | 29.52                      | 46.00                 | -16.48             |
| 576.84                   | 25.77                   | 1.00               | 123              | 5.81                      | 31.58                      | 46.00                 | -14.42             |
| 768.41                   | 23.11                   | 1.00               | 288              | 10.63                     | 33.74                      | 46.00                 | -12.26             |
| 865.41                   | 24.24                   | 1.00               | 14               | 13.85                     | 38.09                      | 46.00                 | -7.91              |

**Test mode: IEEE 802.11b CH06 for 1GHz to 25GHz [Horizontal]**

| <i>Frequency</i> | <i>Ant.<br/>H.</i> | <i>Table</i>  | <i>Amplitude</i>   |     | <i>Correction<br/>Factor</i> | <i>Corrected<br/>Amplitude</i> |     | <i>Limit</i>       |       | <i>Margin</i> |
|------------------|--------------------|---------------|--------------------|-----|------------------------------|--------------------------------|-----|--------------------|-------|---------------|
|                  |                    |               | <i>Peak / Ave.</i> |     |                              | <i>Peak / Ave.</i>             |     | <i>Peak / Ave.</i> |       |               |
| <i>MHz</i>       | <i>m</i>           | <i>degree</i> | <i>dBμV</i>        |     | <i>dB/m</i>                  | <i>dBμV/m</i>                  |     | <i>dBμV/m</i>      |       | <i>dB</i>     |
| 2631.55          | 1.00               | 49            | 35.00              | --- | 9.74                         | 44.74                          | --- | 73.96              | 53.96 | -9.22         |
| 9747.08          | 1.00               | 360           | 36.94              | --- | 11.89                        | 48.83                          | --- | 73.96              | 53.96 | -5.13         |
| 12187.92         | 1.00               | 240           | 39.10              | --- | 9.74                         | 48.84                          | --- | 73.96              | 53.96 | -5.12         |
| 21934.79         | 1.00               | 46            | 46.37              | --- | 3.09                         | 49.46                          | --- | 73.96              | 53.96 | -4.50         |
| 24371.46         | 1.00               | 167           | 46.29              | --- | 3.26                         | 49.55                          | --- | 73.96              | 53.96 | -4.41         |

**Test mode: IEEE 802.11b CH06 for 1GHz to 25GHz, Antenna#1 [Vertical]**

| <i>Frequency</i> | <i>Ant.<br/>H.</i> | <i>Table</i>  | <i>Amplitude</i>   |     | <i>Correction<br/>Factor</i> | <i>Corrected<br/>Amplitude</i> |     | <i>Limit</i>       |       | <i>Margin</i> |
|------------------|--------------------|---------------|--------------------|-----|------------------------------|--------------------------------|-----|--------------------|-------|---------------|
|                  |                    |               | <i>Peak / Ave.</i> |     |                              | <i>Peak / Ave.</i>             |     | <i>Peak / Ave.</i> |       |               |
| <i>MHz</i>       | <i>m</i>           | <i>degree</i> | <i>dBμV</i>        |     | <i>dB/m</i>                  | <i>dBμV/m</i>                  |     | <i>dBμV/m</i>      |       | <i>dB</i>     |
| 2314.58          | 1.00               | 107           | 41.67              | --- | 8.97                         | 50.64                          | --- | 73.96              | 53.96 | -3.32         |
| 9747.08          | 1.00               | 57            | 38.94              | --- | 11.89                        | 50.83                          | --- | 73.96              | 53.96 | -3.13         |
| 12187.92         | 1.00               | 55            | 39.27              | --- | 9.74                         | 49.01                          | --- | 73.96              | 53.96 | -4.95         |
| 21934.79         | 1.00               | 39            | 46.35              | --- | 3.09                         | 49.44                          | --- | 73.96              | 53.96 | -4.52         |
| 24371.46         | 1.00               | 149           | 46.29              | --- | 3.26                         | 49.55                          | --- | 73.96              | 53.96 | -4.41         |



**Test mode: IEEE 802.11b CH11 for 30MHz to 1GHz [Horizontal]**

| <b>Radiated Emission</b> |                         |                    |                  | <b>Correction Factors</b> | <b>Corrected Amplitude</b> | <b>Class B (3 m)</b>  |                    |
|--------------------------|-------------------------|--------------------|------------------|---------------------------|----------------------------|-----------------------|--------------------|
| <b>Frequency (MHz)</b>   | <b>Amplitude (dBμV)</b> | <b>Ant. H. (m)</b> | <b>Table ( )</b> |                           |                            | <b>Limit (dBμV/m)</b> | <b>Margin (dB)</b> |
| 194.90                   | 37.79                   | 1.00               | 193              | -3.52                     | 34.27                      | 43.50                 | -9.23              |
| 251.89                   | 42.96                   | 1.00               | 227              | -3.29                     | 39.67                      | 46.00                 | -6.33              |
| 290.69                   | 34.48                   | 1.00               | 17               | -3.34                     | 31.14                      | 46.00                 | -14.86             |
| 483.47                   | 34.29                   | 1.00               | 303              | 1.56                      | 35.85                      | 46.00                 | -10.15             |
| 576.84                   | 27.01                   | 1.00               | 343              | 5.81                      | 32.82                      | 46.00                 | -13.18             |
| 865.41                   | 25.43                   | 1.00               | 232              | 13.85                     | 39.28                      | 46.00                 | -6.72              |

**Test mode: IEEE 802.11b CH11 for 30MHz to 1GHz [Vertical]**

| <b>Radiated Emission</b> |                         |                    |                  | <b>Correction Factors</b> | <b>Corrected Amplitude</b> | <b>Class B (3 m)</b>  |                    |
|--------------------------|-------------------------|--------------------|------------------|---------------------------|----------------------------|-----------------------|--------------------|
| <b>Frequency (MHz)</b>   | <b>Amplitude (dBμV)</b> | <b>Ant. H. (m)</b> | <b>Table ( )</b> |                           |                            | <b>Limit (dBμV/m)</b> | <b>Margin (dB)</b> |
| 194.90                   | 36.96                   | 1.00               | 0                | -3.52                     | 33.44                      | 43.50                 | -10.06             |
| 228.85                   | 36.67                   | 1.00               | 158              | -3.82                     | 32.85                      | 46.00                 | -13.15             |
| 483.47                   | 28.50                   | 1.00               | 138              | 1.56                      | 30.06                      | 46.00                 | -15.94             |
| 576.84                   | 25.52                   | 1.00               | 123              | 5.81                      | 31.33                      | 46.00                 | -14.67             |
| 768.41                   | 22.97                   | 1.00               | 185              | 10.63                     | 33.60                      | 46.00                 | -12.40             |
| 865.41                   | 24.26                   | 1.00               | 336              | 13.85                     | 38.11                      | 46.00                 | -7.89              |

**Test mode: IEEE 802.11b CH11 for 1GHz to 25GHz [Horizontal]**

| <i>Frequency</i> | <i>Ant.<br/>H.</i> | <i>Table</i>  | <i>Amplitude</i>   |     | <i>Correction<br/>Factor</i> | <i>Corrected<br/>Amplitude</i> |     | <i>Limit</i>       |       | <i>Margin</i> |
|------------------|--------------------|---------------|--------------------|-----|------------------------------|--------------------------------|-----|--------------------|-------|---------------|
|                  |                    |               | <i>Peak / Ave.</i> |     |                              | <i>Peak / Ave.</i>             |     | <i>Peak / Ave.</i> |       |               |
| <i>MHz</i>       | <i>m</i>           | <i>degree</i> | <i>dBμV</i>        |     | <i>dB/m</i>                  | <i>dBμV/m</i>                  |     | <i>dBμV/m</i>      |       | <i>dB</i>     |
| 2681.25          | 1.00               | 18            | 35.00              | --- | 9.83                         | 44.83                          | --- | 73.96              | 53.96 | -9.13         |
| 9849.79          | 1.00               | 171           | 37.94              | --- | 11.93                        | 49.87                          | --- | 73.96              | 53.96 | -4.09         |
| 19696.46         | 1.00               | 27            | 47.51              | --- | 1.81                         | 49.32                          | --- | 73.96              | 53.96 | -4.64         |
| 22157.92         | 1.00               | 45            | 44.80              | --- | 3.25                         | 48.05                          | --- | 73.96              | 53.96 | -5.91         |
| 24619.37         | 1.00               | 285           | 46.46              | --- | 3.01                         | 49.47                          | --- | 73.96              | 53.96 | -4.49         |

**Test mode: IEEE 802.11b CH11 for 1GHz to 25GHz [Vertical]**

| <i>Frequency</i> | <i>Ant.<br/>H.</i> | <i>Table</i>  | <i>Amplitude</i>   |       | <i>Correction<br/>Factor</i> | <i>Corrected<br/>Amplitude</i> |       | <i>Limit</i>       |       | <i>Margin</i> |
|------------------|--------------------|---------------|--------------------|-------|------------------------------|--------------------------------|-------|--------------------|-------|---------------|
|                  |                    |               | <i>Peak / Ave.</i> |       |                              | <i>Peak / Ave.</i>             |       | <i>Peak / Ave.</i> |       |               |
| <i>MHz</i>       | <i>m</i>           | <i>degree</i> | <i>dBμV</i>        |       | <i>dB/m</i>                  | <i>dBμV/m</i>                  |       | <i>dBμV/m</i>      |       | <i>dB</i>     |
| 2339.58          | 1.00               | 105           | 41.33              | ---   | 9.04                         | 50.37                          | ---   | 73.96              | 53.96 | -3.59         |
| 2581.25          | 1.00               | 93            | 38.84              | ---   | 9.64                         | 48.48                          | ---   | 73.96              | 53.96 | -5.48         |
| 9847.95          | 1.00               | 68            | 40.61              | 37.61 | 11.93                        | 52.54                          | 49.54 | 73.96              | 53.96 | -4.42         |
| 19696.46         | 1.00               | 40            | 47.43              | ---   | 1.81                         | 49.24                          | ---   | 73.96              | 53.96 | -4.72         |
| 24619.37         | 1.00               | 276           | 46.93              | ---   | 3.01                         | 49.94                          | ---   | 73.96              | 53.96 | -4.02         |

**Test mode: IEEE 802.11g CH01 for 30MHz to 1GHz [Horizontal]**

| <b>Radiated Emission</b> |                         |                    |                  | <b>Correction Factors</b> | <b>Corrected Amplitude</b> | <b>Class B (3 m)</b>  |                    |
|--------------------------|-------------------------|--------------------|------------------|---------------------------|----------------------------|-----------------------|--------------------|
| <b>Frequency (MHz)</b>   | <b>Amplitude (dBμV)</b> | <b>Ant. H. (m)</b> | <b>Table ( )</b> |                           |                            | <b>Limit (dBμV/m)</b> | <b>Margin (dB)</b> |
| 194.90                   | 37.86                   | 1.00               | 207              | -3.52                     | 34.34                      | 43.50                 | -9.16              |
| 253.10                   | 39.97                   | 1.00               | 217              | -3.38                     | 36.59                      | 46.00                 | -9.41              |
| 289.47                   | 35.06                   | 1.00               | 337              | -3.38                     | 31.68                      | 46.00                 | -14.32             |
| 483.47                   | 31.92                   | 1.00               | 13               | 1.56                      | 33.48                      | 46.00                 | -12.52             |
| 576.84                   | 26.58                   | 1.00               | 322              | 5.81                      | 32.39                      | 46.00                 | -13.61             |
| 865.41                   | 25.75                   | 1.00               | 226              | 13.85                     | 39.60                      | 46.00                 | -6.40              |

**Test mode: IEEE 802.11g CH01 for 30MHz to 1GHz [Vertical]**

| <b>Radiated Emission</b> |                         |                    |                  | <b>Correction Factors</b> | <b>Corrected Amplitude</b> | <b>Class B (3 m)</b>  |                    |
|--------------------------|-------------------------|--------------------|------------------|---------------------------|----------------------------|-----------------------|--------------------|
| <b>Frequency (MHz)</b>   | <b>Amplitude (dBμV)</b> | <b>Ant. H. (m)</b> | <b>Table ( )</b> |                           |                            | <b>Limit (dBμV/m)</b> | <b>Margin (dB)</b> |
| 194.90                   | 37.44                   | 1.00               | 7                | -3.52                     | 33.92                      | 43.50                 | -9.58              |
| 290.69                   | 31.92                   | 1.00               | 347              | -3.34                     | 28.58                      | 46.00                 | -17.42             |
| 484.69                   | 28.08                   | 1.00               | 187              | 1.57                      | 29.65                      | 46.00                 | -16.35             |
| 576.84                   | 25.34                   | 1.00               | 128              | 5.81                      | 31.15                      | 46.00                 | -14.85             |
| 768.41                   | 21.85                   | 1.00               | 280              | 10.63                     | 32.48                      | 46.00                 | -13.52             |
| 865.41                   | 24.19                   | 1.00               | 17               | 13.85                     | 38.04                      | 46.00                 | -7.96              |

**Test mode: IEEE 802.11g CH01 for 1GHz to 25GHz [Horizontal]**

| <i>Frequency</i> | <i>Ant.<br/>H.</i> | <i>Table</i>  | <i>Amplitude</i>   |     | <i>Correction<br/>Factor</i> | <i>Corrected<br/>Amplitude</i> |     | <i>Limit</i>       |       | <i>Margin</i> |
|------------------|--------------------|---------------|--------------------|-----|------------------------------|--------------------------------|-----|--------------------|-------|---------------|
|                  |                    |               | <i>Peak / Ave.</i> |     |                              | <i>Peak / Ave.</i>             |     | <i>Peak / Ave.</i> |       |               |
| <i>MHz</i>       | <i>m</i>           | <i>degree</i> | <i>dBμV</i>        |     | <i>dB/m</i>                  | <i>dBμV/m</i>                  |     | <i>dBμV/m</i>      |       | <i>dB</i>     |
| 2256.25          | 1.00               | 69            | 36.50              | --- | 8.81                         | 45.31                          | --- | 73.96              | 53.96 | -8.65         |
| 9650.42          | 1.00               | 122           | 36.44              | --- | 11.47                        | 47.91                          | --- | 73.96              | 53.96 | -6.05         |
| 19494.58         | 1.00               | 104           | 46.87              | --- | 1.69                         | 48.56                          | --- | 73.96              | 53.96 | -5.40         |
| 21934.79         | 1.00               | 48            | 46.18              | --- | 3.09                         | 49.27                          | --- | 73.96              | 53.96 | -4.69         |
| 24371.46         | 1.00               | 316           | 45.60              | --- | 3.26                         | 48.86                          | --- | 73.96              | 53.96 | -5.10         |

**Test mode: IEEE 802.11g CH01 for 1GHz to 25GHz [Vertical]**

| <i>Frequency</i> | <i>Ant.<br/>H.</i> | <i>Table</i>  | <i>Amplitude</i>   |     | <i>Correction<br/>Factor</i> | <i>Corrected<br/>Amplitude</i> |     | <i>Limit</i>       |       | <i>Margin</i> |
|------------------|--------------------|---------------|--------------------|-----|------------------------------|--------------------------------|-----|--------------------|-------|---------------|
|                  |                    |               | <i>Peak / Ave.</i> |     |                              | <i>Peak / Ave.</i>             |     | <i>Peak / Ave.</i> |       |               |
| <i>MHz</i>       | <i>m</i>           | <i>degree</i> | <i>dBμV</i>        |     | <i>dB/m</i>                  | <i>dBμV/m</i>                  |     | <i>dBμV/m</i>      |       | <i>dB</i>     |
| 2531.25          | 1.00               | 184           | 38.83              | --- | 9.55                         | 48.38                          | --- | 73.96              | 53.96 | -5.58         |
| 9650.42          | 1.00               | 114           | 35.77              | --- | 11.47                        | 47.24                          | --- | 73.96              | 53.96 | -6.72         |
| 19494.58         | 1.00               | 108           | 46.89              | --- | 1.69                         | 48.58                          | --- | 73.96              | 53.96 | -5.38         |
| 21934.79         | 1.00               | 34            | 46.61              | --- | 3.09                         | 49.70                          | --- | 73.96              | 53.96 | -4.26         |
| 24371.46         | 1.00               | 316           | 45.91              | --- | 3.26                         | 49.17                          | --- | 73.96              | 53.96 | -4.79         |

**Test mode: IEEE 802.11g CH06 for 30MHz to 1GHz [Horizontal]**

| <b>Radiated Emission</b> |                         |                    |                  | <b>Correction Factors</b> | <b>Corrected Amplitude</b> | <b>Class B (3 m)</b>  |                    |
|--------------------------|-------------------------|--------------------|------------------|---------------------------|----------------------------|-----------------------|--------------------|
| <b>Frequency (MHz)</b>   | <b>Amplitude (dBμV)</b> | <b>Ant. H. (m)</b> | <b>Table ( )</b> |                           |                            | <b>Limit (dBμV/m)</b> | <b>Margin (dB)</b> |
| 194.90                   | 37.74                   | 1.00               | 202              | -3.52                     | 34.22                      | 43.50                 | -9.28              |
| 254.31                   | 40.32                   | 1.00               | 215              | -3.46                     | 36.86                      | 46.00                 | -9.14              |
| 290.69                   | 34.36                   | 1.00               | 225              | -3.34                     | 31.02                      | 46.00                 | -14.98             |
| 483.47                   | 33.42                   | 1.00               | 316              | 1.56                      | 34.98                      | 46.00                 | -11.02             |
| 576.84                   | 26.92                   | 1.00               | 360              | 5.81                      | 32.73                      | 46.00                 | -13.27             |
| 865.41                   | 25.29                   | 1.00               | 219              | 13.85                     | 39.14                      | 46.00                 | -6.86              |

**Test mode: IEEE 802.11g CH06 for 30MHz to 1GHz [Vertical]**

| <b>Radiated Emission</b> |                         |                    |                  | <b>Correction Factors</b> | <b>Corrected Amplitude</b> | <b>Class B (3 m)</b>  |                    |
|--------------------------|-------------------------|--------------------|------------------|---------------------------|----------------------------|-----------------------|--------------------|
| <b>Frequency (MHz)</b>   | <b>Amplitude (dBμV)</b> | <b>Ant. H. (m)</b> | <b>Table ( )</b> |                           |                            | <b>Limit (dBμV/m)</b> | <b>Margin (dB)</b> |
| 194.90                   | 37.79                   | 1.00               | 0                | -3.52                     | 34.27                      | 43.50                 | -9.23              |
| 242.19                   | 34.85                   | 1.00               | 60               | -3.61                     | 31.24                      | 46.00                 | -14.76             |
| 576.84                   | 25.47                   | 1.00               | 240              | 5.81                      | 31.28                      | 46.00                 | -14.72             |
| 672.62                   | 22.61                   | 1.00               | 357              | 8.70                      | 31.31                      | 46.00                 | -14.69             |
| 768.41                   | 22.40                   | 1.00               | 295              | 10.63                     | 33.03                      | 46.00                 | -12.97             |
| 865.41                   | 24.24                   | 1.00               | 27               | 13.85                     | 38.09                      | 46.00                 | -7.91              |

**Test mode: IEEE 802.11g CH06 for 1GHz to 25GHz [Horizontal]**

| <i>Frequency</i> | <i>Ant.<br/>H.</i> | <i>Table</i>  | <i>Amplitude</i>   |     | <i>Correction<br/>Factor</i> | <i>Corrected<br/>Amplitude</i> |     | <i>Limit</i>       |       | <i>Margin</i> |
|------------------|--------------------|---------------|--------------------|-----|------------------------------|--------------------------------|-----|--------------------|-------|---------------|
|                  |                    |               | <i>Peak / Ave.</i> |     |                              | <i>Peak / Ave.</i>             |     | <i>Peak / Ave.</i> |       |               |
| <i>MHz</i>       | <i>m</i>           | <i>degree</i> | <i>dBμV</i>        |     | <i>dB/m</i>                  | <i>dBμV/m</i>                  |     | <i>dBμV/m</i>      |       | <i>dB</i>     |
| 2752.08          | 1.00               | 83            | 34.50              | --- | 9.96                         | 44.46                          | --- | 73.96              | 53.96 | -9.50         |
| 12187.92         | 1.00               | 344           | 39.60              | --- | 9.74                         | 49.34                          | --- | 73.96              | 53.96 | -4.62         |
| 19494.58         | 1.00               | 130           | 47.06              | --- | 1.69                         | 48.75                          | --- | 73.96              | 53.96 | -5.21         |
| 21934.79         | 1.00               | 47            | 46.02              | --- | 3.09                         | 49.11                          | --- | 73.96              | 53.96 | -4.85         |
| 24371.46         | 1.00               | 155           | 46.41              | --- | 3.26                         | 49.67                          | --- | 73.96              | 53.96 | -4.29         |

**Test mode: IEEE 802.11g CH06 for 1GHz to 25GHz [Vertical]**

| <i>Frequency</i> | <i>Ant.<br/>H.</i> | <i>Table</i>  | <i>Amplitude</i>   |     | <i>Correction<br/>Factor</i> | <i>Corrected<br/>Amplitude</i> |     | <i>Limit</i>       |       | <i>Margin</i> |
|------------------|--------------------|---------------|--------------------|-----|------------------------------|--------------------------------|-----|--------------------|-------|---------------|
|                  |                    |               | <i>Peak / Ave.</i> |     |                              | <i>Peak / Ave.</i>             |     | <i>Peak / Ave.</i> |       |               |
| <i>MHz</i>       | <i>m</i>           | <i>degree</i> | <i>dBμV</i>        |     | <i>dB/m</i>                  | <i>dBμV/m</i>                  |     | <i>dBμV/m</i>      |       | <i>dB</i>     |
| 2179.17          | 1.00               | 226           | 37.67              | --- | 8.59                         | 46.26                          | --- | 73.96              | 53.96 | -7.70         |
| 12187.92         | 1.00               | 193           | 39.10              | --- | 9.74                         | 48.84                          | --- | 73.96              | 53.96 | -5.12         |
| 19494.58         | 1.00               | 142           | 47.10              | --- | 1.69                         | 48.79                          | --- | 73.96              | 53.96 | -5.17         |
| 21934.79         | 1.00               | 61            | 46.14              | --- | 3.09                         | 49.23                          | --- | 73.96              | 53.96 | -4.73         |
| 24371.46         | 1.00               | 146           | 46.52              | --- | 3.26                         | 49.78                          | --- | 73.96              | 53.96 | -4.18         |

**Test mode: IEEE 802.11g CH11 for 30MHz to 1GHz [Horizontal]**

| <b>Radiated Emission</b> |                         |                    |                  | <b>Correction Factors</b> | <b>Corrected Amplitude</b> | <b>Class B (3 m)</b>  |                    |
|--------------------------|-------------------------|--------------------|------------------|---------------------------|----------------------------|-----------------------|--------------------|
| <b>Frequency (MHz)</b>   | <b>Amplitude (dBμV)</b> | <b>Ant. H. (m)</b> | <b>Table ( )</b> |                           |                            | <b>Limit (dBμV/m)</b> | <b>Margin (dB)</b> |
| 193.69                   | 38.71                   | 1.00               | 217              | -3.58                     | 35.13                      | 43.50                 | -8.37              |
| 253.10                   | 39.38                   | 1.00               | 227              | -3.38                     | 36.00                      | 46.00                 | -10.00             |
| 483.47                   | 33.28                   | 1.00               | 320              | 1.56                      | 34.84                      | 46.00                 | -11.16             |
| 576.84                   | 26.97                   | 1.00               | 336              | 5.81                      | 32.78                      | 46.00                 | -13.22             |
| 768.41                   | 22.47                   | 1.00               | 211              | 10.63                     | 33.10                      | 46.00                 | -12.90             |
| 865.41                   | 24.40                   | 1.00               | 225              | 13.85                     | 38.25                      | 46.00                 | -7.75              |

**Test mode: IEEE 802.11g CH11 for 30MHz to 1GHz [Vertical]**

| <b>Radiated Emission</b> |                         |                    |                  | <b>Correction Factors</b> | <b>Corrected Amplitude</b> | <b>Class B (3 m)</b>  |                    |
|--------------------------|-------------------------|--------------------|------------------|---------------------------|----------------------------|-----------------------|--------------------|
| <b>Frequency (MHz)</b>   | <b>Amplitude (dBμV)</b> | <b>Ant. H. (m)</b> | <b>Table ( )</b> |                           |                            | <b>Limit (dBμV/m)</b> | <b>Margin (dB)</b> |
| 129.43                   | 31.58                   | 1.00               | 127              | -2.99                     | 28.59                      | 43.50                 | -14.91             |
| 193.69                   | 37.54                   | 1.00               | 33               | -3.58                     | 33.96                      | 43.50                 | -9.54              |
| 244.61                   | 36.77                   | 1.00               | 240              | -3.47                     | 33.30                      | 46.00                 | -12.70             |
| 576.84                   | 25.63                   | 1.00               | 114              | 5.81                      | 31.44                      | 46.00                 | -14.56             |
| 768.41                   | 22.47                   | 1.00               | 45               | 10.63                     | 33.10                      | 46.00                 | -12.90             |
| 865.41                   | 25.38                   | 1.00               | 24               | 13.85                     | 39.23                      | 46.00                 | -6.77              |

**Test mode: IEEE 802.11g CH11 for 1GHz to 25GHz [Horizontal]**

| <i>Frequency</i> | <i>Ant.<br/>H.</i> | <i>Table</i>  | <i>Amplitude</i>   |     | <i>Correction<br/>Factor</i> | <i>Corrected<br/>Amplitude</i> |     | <i>Limit</i>       |       | <i>Margin</i> |
|------------------|--------------------|---------------|--------------------|-----|------------------------------|--------------------------------|-----|--------------------|-------|---------------|
|                  |                    |               | <i>Peak / Ave.</i> |     |                              | <i>Peak / Ave.</i>             |     | <i>Peak / Ave.</i> |       |               |
| <i>MHz</i>       | <i>m</i>           | <i>degree</i> | <i>dBμV</i>        |     | <i>dB/m</i>                  | <i>dBμV/m</i>                  |     | <i>dBμV/m</i>      |       | <i>dB</i>     |
| 2870.83          | 1.00               | 114           | 36.16              | --- | 10.19                        | 46.35                          | --- | 73.96              | 53.96 | -7.61         |
| 12308.75         | 1.00               | 78            | 37.77              | --- | 9.56                         | 47.33                          | --- | 73.96              | 53.96 | -6.63         |
| 19696.46         | 1.00               | 55            | 47.49              | --- | 1.81                         | 49.30                          | --- | 73.96              | 53.96 | -4.66         |
| 22157.92         | 1.00               | 35            | 44.35              | --- | 3.25                         | 47.60                          | --- | 73.96              | 53.96 | -6.36         |
| 24619.37         | 1.00               | 295           | 46.91              | --- | 3.01                         | 49.92                          | --- | 73.96              | 53.96 | -4.04         |

**Test mode: IEEE 802.11g CH11 for 1GHz to 25GHz [Vertical]**

| <i>Frequency</i> | <i>Ant.<br/>H.</i> | <i>Table</i>  | <i>Amplitude</i>   |     | <i>Correction<br/>Factor</i> | <i>Corrected<br/>Amplitude</i> |     | <i>Limit</i>       |       | <i>Margin</i> |
|------------------|--------------------|---------------|--------------------|-----|------------------------------|--------------------------------|-----|--------------------|-------|---------------|
|                  |                    |               | <i>Peak / Ave.</i> |     |                              | <i>Peak / Ave.</i>             |     | <i>Peak / Ave.</i> |       |               |
| <i>MHz</i>       | <i>m</i>           | <i>degree</i> | <i>dBμV</i>        |     | <i>dB/m</i>                  | <i>dBμV/m</i>                  |     | <i>dBμV/m</i>      |       | <i>dB</i>     |
| 2581.25          | 1.00               | 84            | 37.00              | --- | 9.64                         | 46.64                          | --- | 73.96              | 53.96 | -7.32         |
| 12308.75         | 1.00               | 216           | 37.94              | --- | 9.56                         | 47.50                          | --- | 73.96              | 53.96 | -6.46         |
| 19696.46         | 1.00               | 27            | 47.18              | --- | 1.81                         | 48.99                          | --- | 73.96              | 53.96 | -4.97         |
| 22157.92         | 1.00               | 41            | 44.76              | --- | 3.25                         | 48.01                          | --- | 73.96              | 53.96 | -5.95         |
| 24619.37         | 1.00               | 297           | 46.77              | --- | 3.01                         | 49.78                          | --- | 73.96              | 53.96 | -4.18         |



#### **7.4 Test Result of the Bandedge**

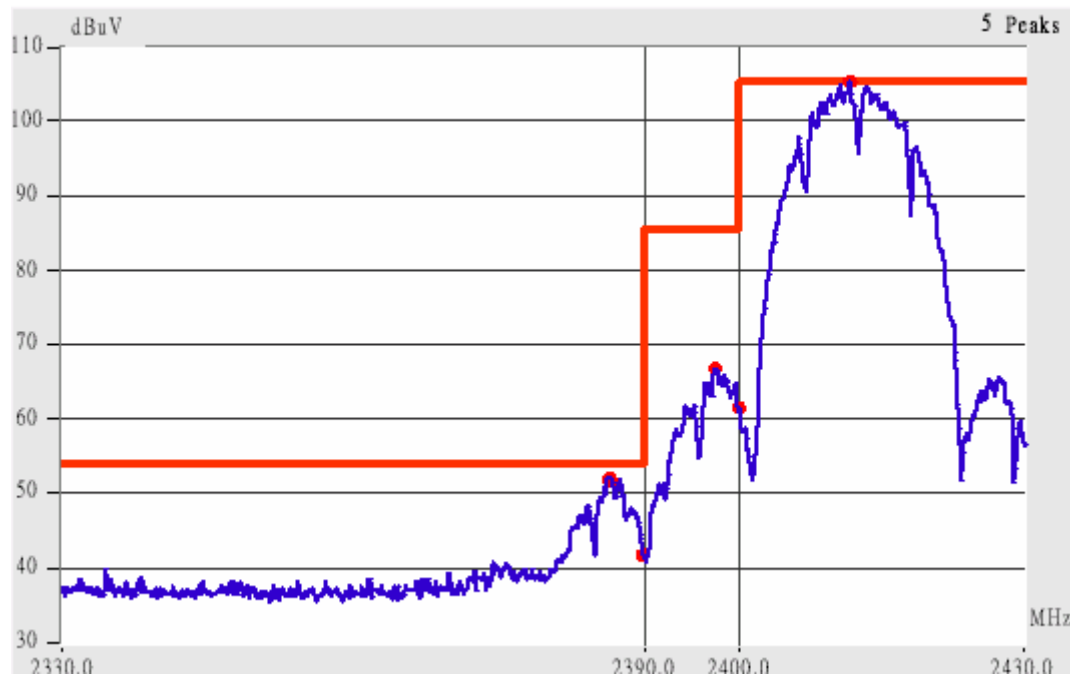
If any 100 kHz bandwidth outside these frequency bands, the radio frequency power that is produced by the modulation products of the spreading sequence, the information sequence and the carrier frequency shall be either *at least 20 dB below that in any 100 kHz bandwidth within the band that contains the highest level of the desired power or shall not exceed the general levels specified in §15.209(a),*

We perform this section by the *radiated manner*, the RBW is set to 100kHz and VBW>RBW. We'd made the observation *up to 10<sup>th</sup> harmonics and the criterion is all the harmonic/spurious emissions must be 20dB below the highest emission level measured.* If the emissions fall in the restricted bands stated in the Part 15.205(a) must also *comply with the radiated emission limits specified in Part 15.209(a).* (*Peak mode: RBW=VBW=1MHz, Average mode: RBW=1MHz; VBW=10Hz*)

The following pages show our observations referring to the channel lowest and highest respectively.

Test Condition & Setup: same as < 8.1 >

IEEE 802.11b Ch01

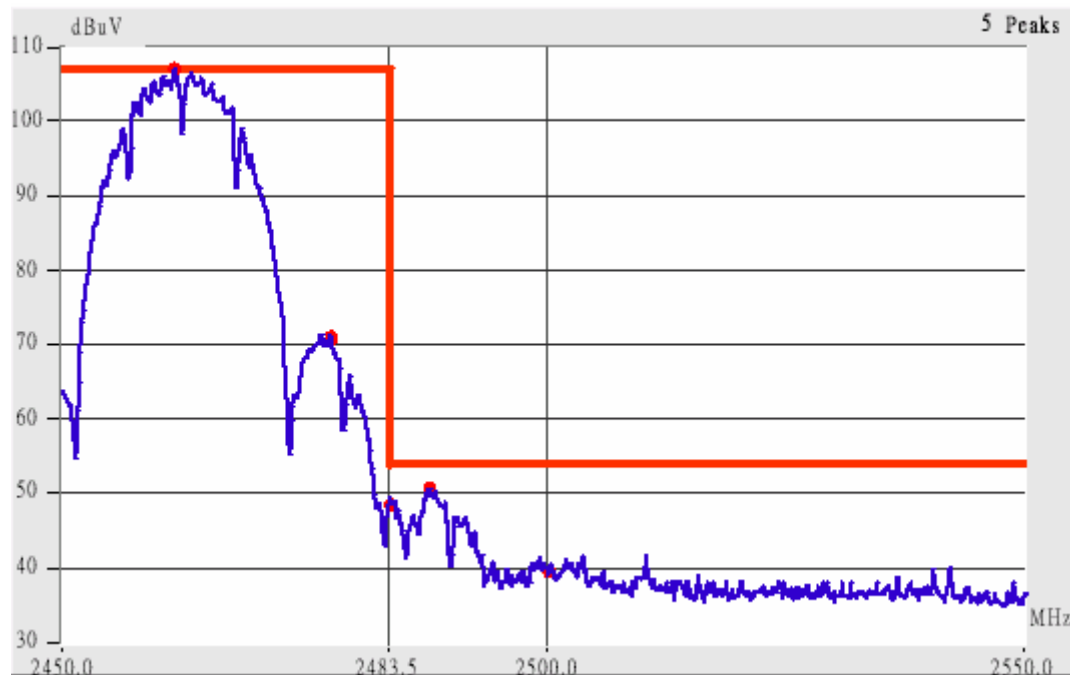


This is the hard copy of our bandedge measurement generated by our bandedge testing program. The plot shown above is the bandedge of channel 1.

1. The lobe left by the fundamental side is already 20dB below the highest emission level.
2. The emissions recorded in the restricted band is do comply with the Part 15.209(a) – as below.

| Radiated Emission |         |             |             |              | Corrected Amplitude |         | Class B ( 3m ) |       |             |
|-------------------|---------|-------------|-------------|--------------|---------------------|---------|----------------|-------|-------------|
| Frequency (MHz)   | Ant. P. | Ant. H. (m) | Angle ( ° ) | Factors (dB) | (dBμV/m)            |         | Limit (dBμV/m) |       | Margin (dB) |
|                   |         |             |             |              | Peak                | Average | Peak           | Ave.  |             |
| 2386.22           | Hor     | 1.00        | 58          | 9.17         | 49.67               | ---     | 73.96          | 53.96 | -4.29       |
| 2390.02           | Hor     | 1.00        | 58          | 9.18         | 45.02               | ---     | 73.96          | 53.96 | -8.94       |
| 2386.04           | Ver     | 1.00        | 24          | 9.17         | 59.34               | 52.67   | 73.96          | 53.96 | -1.29       |
| 2390.71           | Ver     | 1.00        | 110         | 9.18         | 53.18               | 50.85   | 73.96          | 53.96 | -3.11       |

**IEEE 802.11b Ch11**

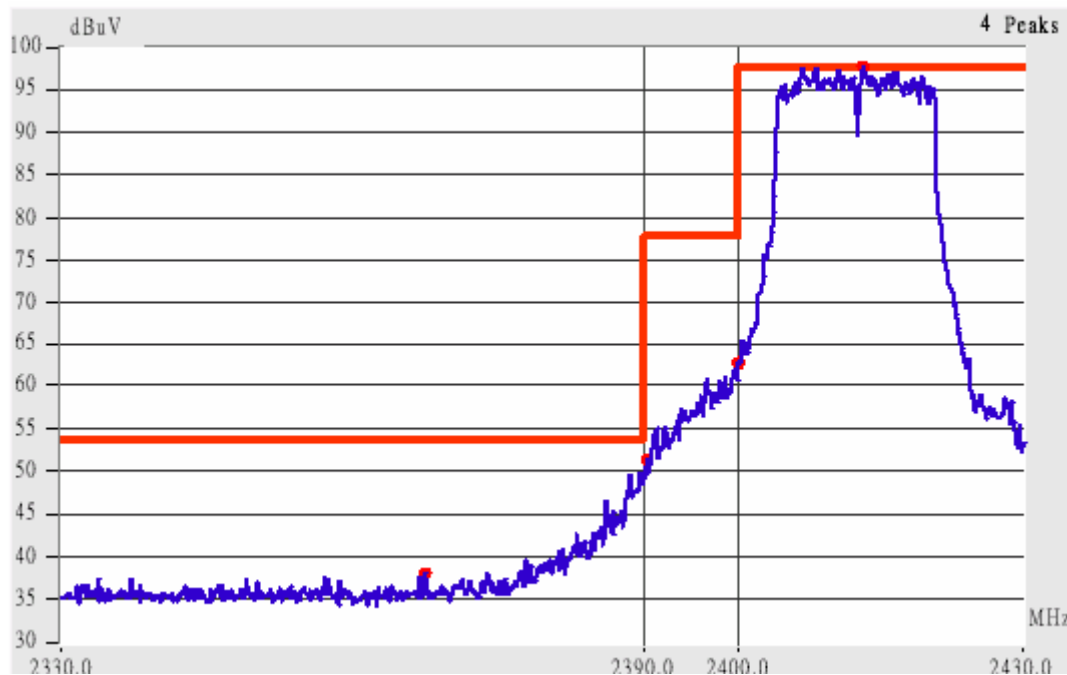


This is the hard copy of our bandedge measurement generated by our bandedge testing program. The plot shown above is the bandedge of channel 11.

3. The lobe right by the fundamental side is already 20dB below the highest emission level.
4. The emissions recorded in the restricted band is do comply with the Part 15.209(a) – as below

| Radiated Emission |         |             |             |              | Corrected Amplitude |         | Class B ( 3m ) |       |             |
|-------------------|---------|-------------|-------------|--------------|---------------------|---------|----------------|-------|-------------|
| Frequency (MHz)   | Ant. P. | Ant. H. (m) | Angle ( ° ) | Factors (dB) | (dBuV/m)            |         | Limit (dBuV/m) |       | Margin (dB) |
|                   |         |             |             |              | Peak                | Average | Peak           | Ave.  |             |
| 2483.50           | Hor     | 1.00        | 163         | 9.44         | 48.28               | ---     | 73.96          | 53.96 | -5.68       |
| 2487.70           | Hor     | 1.00        | 163         | 9.46         | 50.46               | ---     | 73.96          | 53.96 | -3.50       |
| 2500.01           | Hor     | 1.00        | 168         | 9.49         | 44.66               | ---     | 73.96          | 53.96 | -9.30       |
| 2518.09           | Hor     | 1.00        | 39          | 9.52         | 44.86               | ---     | 73.96          | 53.96 | -9.10       |
| 2483.37           | Ver     | 1.00        | 193         | 9.44         | 55.94               | 50.94   | 73.96          | 53.96 | -3.02       |
| 2487.33           | Ver     | 1.00        | 104         | 9.45         | 57.79               | 52.28   | 73.96          | 53.96 | -1.68       |
| 2500.01           | Ver     | 1.00        | 195         | 9.49         | 49.82               | ---     | 73.96          | 53.96 | -4.14       |
| 2505.55           | Ver     | 1.00        | 104         | 9.50         | 50.00               | ---     | 73.96          | 53.96 | -3.96       |

**IEEE 802.11g Ch01**



This is the hard copy of our bandedge measurement generated by our bandedge testing program. The plot shown above is the bandedge of channel 1.

5. The lobe left by the fundamental side is already 20dB below the highest emission level.
6. The emissions recorded in the restricted band is do comply with the Part 15.209(a) – as below.

| Radiated Emission |         |             |             |              | Corrected Amplitude |         | Class B ( 3m ) |       |             |
|-------------------|---------|-------------|-------------|--------------|---------------------|---------|----------------|-------|-------------|
| Frequency (MHz)   | Ant. P. | Ant. H. (m) | Angle ( ° ) | Factors (dB) | (dBuV/m)            |         | Limit (dBuV/m) |       | Margin (dB) |
|                   |         |             |             |              | Peak                | Average | Peak           | Ave.  |             |
| 2387.20           | Hor     | 1.00        | 70          | 9.17         | 52.17               | ---     | 73.96          | 53.96 | -1.79       |
| 2390.10           | Hor     | 1.00        | 307         | 9.18         | 56.52               | 39.35   | 73.96          | 53.96 | -14.61      |
| 2386.05           | Ver     | 1.00        | 88          | 9.17         | 58.17               | 41.34   | 73.96          | 53.96 | -12.62      |
| 2390.12           | Ver     | 1.00        | 88          | 9.18         | 66.18               | 48.01   | 73.96          | 53.96 | -5.95       |

**IEEE 802.11g Ch11**



This is the hard copy of our bandedge measurement generated by our bandedge testing program. The plot shown above is the bandedge of channel 11.

7. The lobe right by the fundamental side is already 20dB below the highest emission level.
8. The emissions recorded in the restricted band is do comply with the Part 15.209(a) – as below

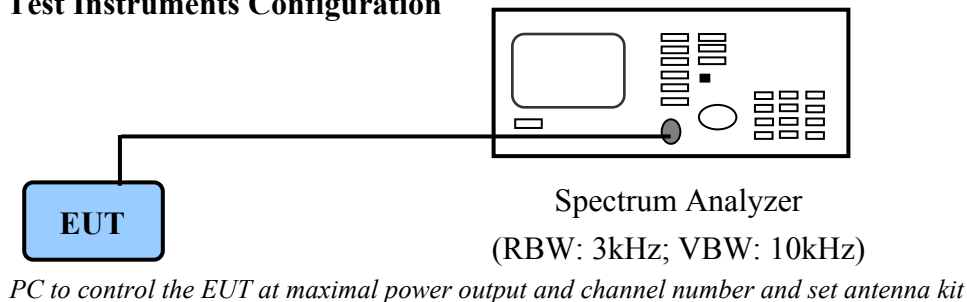
| Radiated Emission |         |             |             |              | Corrected Amplitude |         | Class B ( 3m ) |       |             |
|-------------------|---------|-------------|-------------|--------------|---------------------|---------|----------------|-------|-------------|
| Frequency (MHz)   | Ant. P. | Ant. H. (m) | Angle ( ° ) | Factors (dB) | (dBμV/m)            |         | Limit (dBμV/m) |       | Margin (dB) |
|                   |         |             |             |              | Peak                | Average | Peak           | Ave.  |             |
| 2482.90           | Hor     | 1.00        | 174         | 9.44         | 55.11               | 39.94   | 73.96          | 53.96 | -14.02      |
| 2485.25           | Hor     | 1.00        | 192         | 9.45         | 51.12               | ---     | 73.96          | 53.96 | -2.84       |
| 2500.01           | Hor     | 1.00        | 324         | 9.49         | 43.16               | ---     | 73.96          | 53.96 | -10.80      |
| 2507.53           | Hor     | 1.00        | 175         | 9.50         | 45.17               | ---     | 73.96          | 53.96 | -8.79       |
| 2482.95           | Ver     | 1.00        | 139         | 9.44         | 62.11               | 47.44   | 73.96          | 53.96 | -6.52       |
| 2494.93           | Ver     | 1.00        | 262         | 9.48         | 51.81               | ---     | 73.96          | 53.96 | -2.15       |
| 2500.01           | Ver     | 1.00        | 34          | 9.49         | 47.32               | ---     | 73.96          | 53.96 | -6.64       |
| 2509.52           | Ver     | 1.00        | 136         | 9.51         | 47.51               | ---     | 73.96          | 53.96 | -6.45       |

## VIII. Section 15.247(d): Power Spectral Density

### 8.1 Test Condition & Setup

The tests below are running with the EUT transmitter set at high power in TDD mode. The EUT is needed to force selection of output power level and channel number. While testing, the EUT was set to transmit continuously and to be tested by the contact manner with the spectrum analyzer.

### 8.2 Test Instruments Configuration



### 8.3 List of Test Instruments

| Instrument Name   | Model No. | Brand   | Serial No. | Next time |
|-------------------|-----------|---------|------------|-----------|
| Spectrum Analyzer | MS2665C   | ANRITSU | 6200175476 | 12/11/07  |

### 8.4 Test Result of Power spectral density

The following table shows a summary of the test results of the Power Spectral Density.

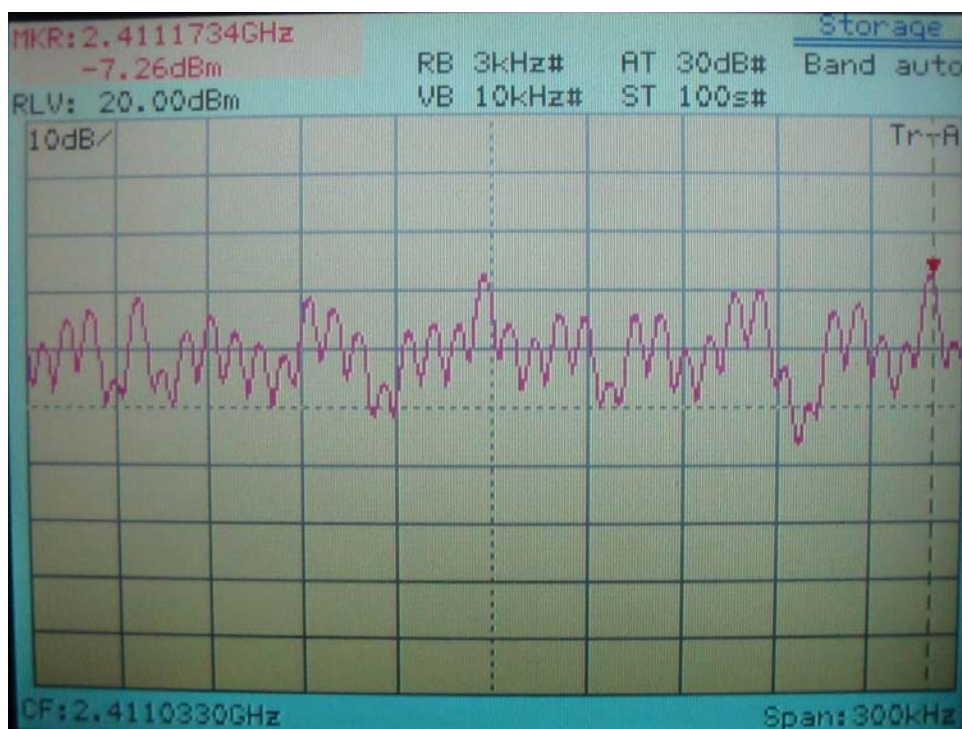
| <i>Channel</i> | <i>Ppr<br/>(dBm)</i> | <i>Cable Loss<br/>(dB)</i> | <i>Ppq<br/>(dBm)</i> | <i>Limit<br/>(dB)</i> | <i>Margin<br/>(dB)</i> |
|----------------|----------------------|----------------------------|----------------------|-----------------------|------------------------|
| 802.11b CH01   | -7.26                | 0.70                       | -6.56                | 8.00                  | -14.56                 |
| 802.11b CH06   | -6.27                | 0.70                       | -5.57                | 8.00                  | -13.57                 |
| 802.11b CH11   | -6.15                | 0.70                       | -5.45                | 8.00                  | -13.45                 |
| 802.11g CH01   | -18.17               | 0.70                       | -17.47               | 8.00                  | -25.47                 |
| 802.11g CH06   | -17.77               | 0.70                       | -17.07               | 8.00                  | -25.07                 |
| 802.11g CH11   | -17.75               | 0.70                       | -17.05               | 8.00                  | -25.05                 |

Note:

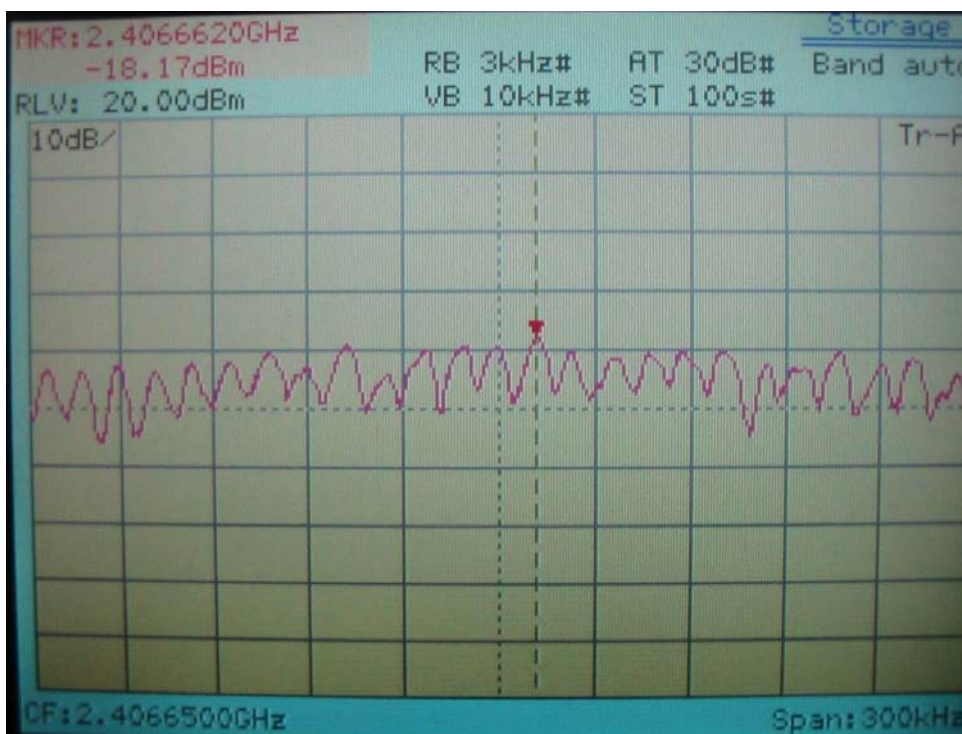
1. The following pages show the results of spectrum reading.
2. Ppr: spectrum read power density (using peak search mode),  
Ppq: actual peak power density in the spread spectrum band.
3.  $Ppq = Ppr + |Cable Loss|$

**Power Spectral Density of Channel 01**

IEEE 802.11b

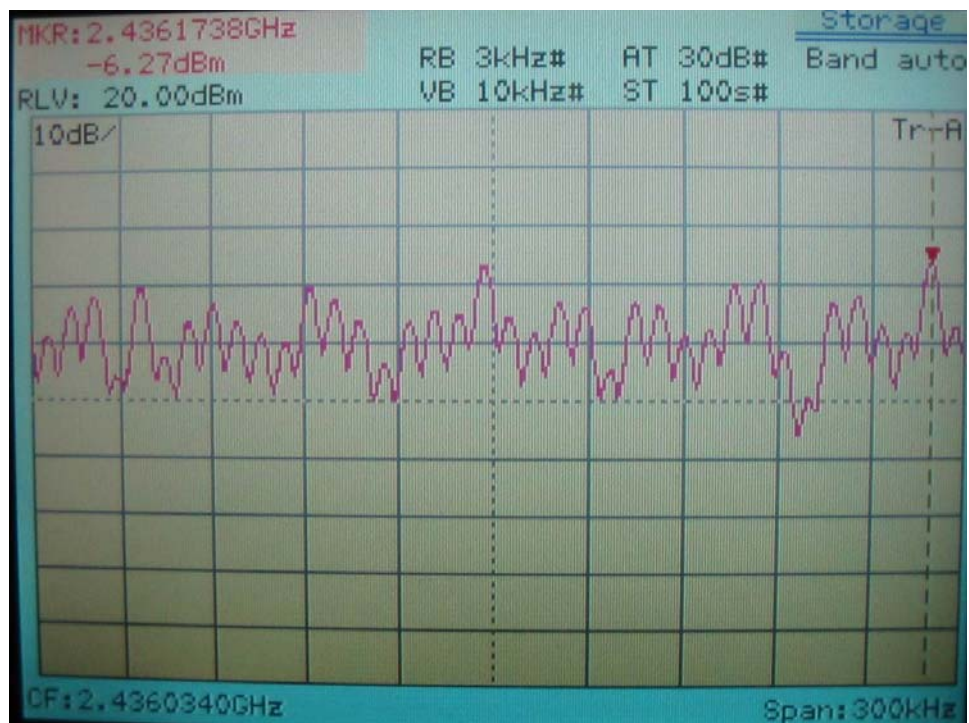


IEEE 802.11g

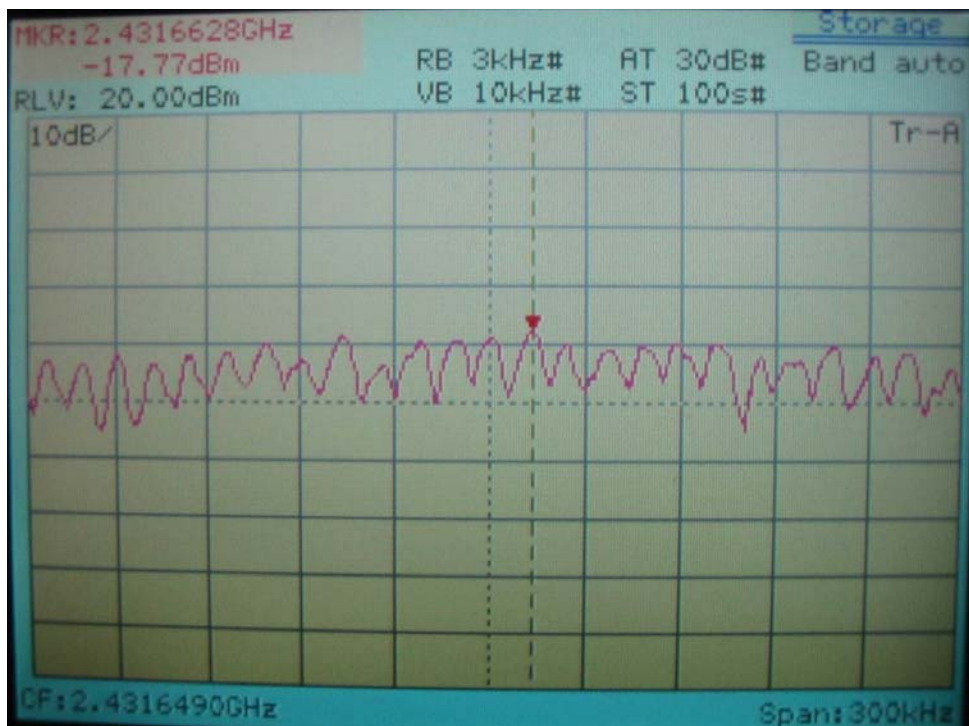




**Power Spectral Density of Channel 06**



IEEE 802.11b

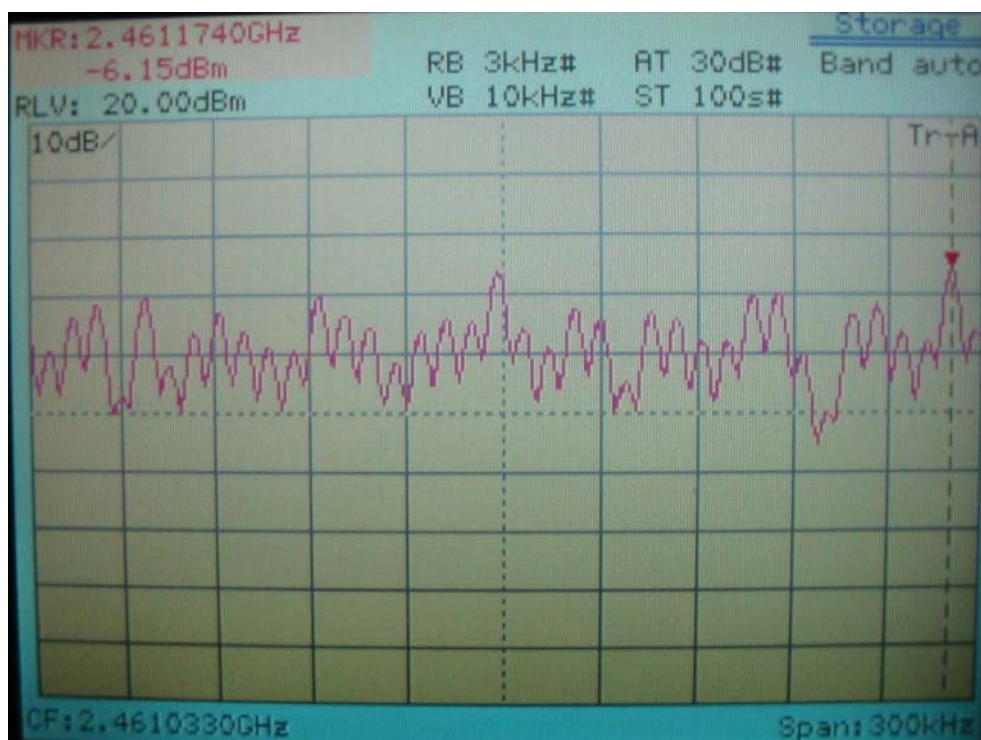


IEEE 802.11g



**Power Spectral Density of Channel 11**

IEEE 802.11b



IEEE 802.11g

