

背面

Step 1 Charge

Use included mirco-USB cable to charge



① AC-DC Charging Adapter

② External Battery

③ Laptop/Desktop Computer

Step 2 Switch on

off on



Download
PLAYBULB X App
& connect.


Download on the App Store

GET IT ON Google play

Step 3 Play

Enjoy color and light control with Smart App.






For more instructions:
www.playbulb.com/download/

Replacing the Scent Chip



1)Open the white cover.




2)Take the scent chip out.

正面

Replacing the Scent Chip



3)Replace with another scent chip.



4)Put the cover back and DONE!

1-Year
Warranty Programme

Thank you for your purchase of MIPOW's product. MIPOW warrants that the product is at the time of its original purchase free of defects in workmanship and material, this Limited Warranty for the product shall last for twelve (12) months from the date of original purchase. This original warranty card and original invoice must be presented at the time you require warranty service or such warranty will be voided. This limited warranty is valid only if the product is used for the purpose for which it was designed. It does not apply to damages or loss caused by negligence; physical abuse; misuse; accident; exposure to moisture; dampness or extreme temperatures; unauthorized modifications; unauthorized opening or repair; forces of nature; or other actions beyond the reasonable control of MIPOW. In case of when the warranty does not apply, a repair or replacement charge will be incurred. The customer shall be responsible for sending the defective product to and collecting the repaired or replaced product from the service centre.

NB: MIPOW reserves the right to interpret the Terms and Conditions contained herein; and the right for any change without prior notice.

This device complies with Part 15 of the FCC Rules. Operation is subject to the following two conditions: (1) This device may not cause harmful interference, and (2) this device must accept any interference received, including interference that may cause undesired operation.

This device must not be co-located or operating in conjunction with any other antenna or transmitter. This equipment has been tested and found to comply with the limits for a Class B digital device, pursuant to part 15 of the FCC Rules. These limits are designed to provide reasonable protection against harmful interference in a residential installation. This equipment generates, uses and can radiate radio frequency energy and, if not installed and used in accordance with the instructions, may cause harmful interference to radio communications. However, there is no guarantee that interference will not occur in a particular installation. If this equipment does cause harmful interference to radio or television reception, which can be determined by turning the equipment off and on, the user is encouraged to try to correct the interference by one or more of the following measures:

Reorient or relocate the receiving antenna.
Increase the separation between the equipment and receiver.
Connect the equipment into an outlet on a circuit different from that to which the receiver is connected.
Consult the dealer or an experienced radio/TV technician for help.

To comply with FCC's RF radiation exposure limits for general population/ uncontrolled exposure, this device must be installed to provide a separation distance of at least 20cm from all persons.

WARNING: Any changes or modifications to this unit not expressly approved by the party responsible for compliance could void the user's authority to operate the equipment.

This device must not be collocated or operating in conjunction with any other antenna or transmitter.

Quick
Start
Guide

Your 3 easy steps

PLAYBULB
candle®

3

2

1



1 4 3 2

折叠方式

型号	BTL305	物料名称		物料编码	BTL305-SYZN-0011
版本号		日期	2017.1.11	材质	200g单粉
工艺		制作	黄文齐	品质	
研发(销售)		批准		备注	

尺寸 : 72*80mm