



CTK Co., Ltd.
The First Leader of Global Engineering Companies

CTK Co., Ltd.

386-1, Ho-dong, Cheoin-gu, Yongin-si, Gyeonggi-do, 449-100, Korea
Tel: +82-31-339-9970 Fax: +82-31-339-9855
www.e-ctk.com

RF EXPOSURE REPORT

According to : FCC 47CFR part 1 subpart I and part 2 subpart J

Test Report No. : CTK-2013-00857-1
Date of Issue : May 27, 2013
FCC ID : SKUEPP100IJWU
Equipment Under Test : EP-P100IJWU
Kind of Product : S Charger Pad
Applicant : DONGYANG E&P Inc.
Applicant Address : 31B 3-1, Jinwi Industrial Estate, Cheongho-Ri, Jinwi-Myeon,
Pyeongtaek-Si, Gyeonggi-Do, 451-862, Korea
Manufacturer : DONGYANG E&P Inc.
Manufacturer Address : 31B 3-1, Jinwi Industrial Estate, Cheongho-Ri, Jinwi-Myeon,
Pyeongtaek-Si, Gyeonggi-Do, 451-862, Korea
Contact Person : Jin-bum, Kim / Project Manager
Telephone : +82-31-370-6801
Received Date : May 7, 2013
Test period : Start : May 7, 2013 End : May 21, 2013
Test Results : ☒ In Compliance ☐ Not in Compliance

The test results presented in this report relate only to the object tested.

Tested by

Y. T. Lee

Young-taek Lee
Test Engineer
Date: May 27, 2013

Reviewed by

Y. J. Park

Young-Joon, Park
Technical Manager
Date: May 27, 2013



CTK Co., Ltd.
The Prime Center of Global Engineering Corporation

CTK Co., Ltd.

386-1, Ho-dong, Cheoin-gu, Yongin-si, Gyeonggi-do, 449-100, Korea

Tel: +82-31-339-9970 Fax: +82-31-339-9855

www.e-ctk.com

REPORT REVISION HISTORY

Date	Revision	Page No
May 21, 2013	Issued (CTK-2013-00857)	All
May 27, 2013	Issued (CTK-2013-00857-1)	All
	Update 2.1 Test Setup	

This report shall not be reproduced except in full, without the written approval of CTK Co., Ltd. This document may be altered or revised by CTK Co., Ltd. personnel only, and shall be noted in the revision section of the document. Any alteration of this document not carried out by CTK Co., Ltd. will constitute fraud and shall nullify the document.



CTK Co., Ltd.
The Prime Center of Global Engineering Corporation

CTK Co., Ltd.

386-1, Ho-dong, Cheoin-gu, Yongin-si, Gyeonggi-do, 449-100, Korea

Tel: +82-31-339-9970 Fax: +82-31-339-9855

www.e-ctk.com

TABLE OF CONTENTS

REPORT REVISION HISTORY	2
1.0 General Product Description	4
1.1 Model Differences	4
1.2 Device Modifications	4
1.3 Peripheral Devices	4
1.4 EUT Operating Modes	5
1.5 Test Modes	5
1.6 Calibration Details of Equipment Used for Measurement	7
1.7 Test Facility	7
1.8 Laboratory Accreditations and Listings	7
2.0 Summary of tests	8
2.1 Test Setup	9
2.2 Radiofrequency radiation exposure limits	10
2.3 Test Results	11
APPENDIX A – Test Equipment Used For Tests	12



CTK Co., Ltd.
The Prime Leader of Global Engineering Companies

CTK Co., Ltd.

386-1, Ho-dong, Cheoin-gu, Yongin-si, Gyeonggi-do, 449-100, Korea

Tel: +82-31-339-9970 Fax: +82-31-339-9855

www.e-ctk.com

1.0 General Product Description

Type of equipment	S Charger Pad
Equipment model name	EP-P100IJWU
Frequency Range	112 kHz – 205 kHz
Antenna type	Coil antenna
Power Source	TRAVEL ADAPTER Input : AC 100-240 V, 50/60 Hz Output : DC 5 V, 2.0 A Test Voltage and Frequency : AC 120 V, 60 Hz

1.1 Model Differences

Not applicable

1.2 Device Modifications

The following modifications were necessary for compliance:

Not applicable

1.3 Peripheral Devices

Device	Manufacturer	Model No.	Serial No.	FCC ID or DoC
TRAVEL ADAPTER	TIANJIN E&P ELECTRONICS Inc.	ETA-U90KWK	DK3D301TS/B-E	Verification
Wireless Charging Cover	RFTech Co., Ltd.	EBC-1G6WWE	RT0C802AS/4-E	-
Mobile Phone	Samsung Electronics Co., Ltd.	SCH-I535	-	A3LSCHI535

1.4 EUT Operating Modes

Equipment under test was operated during the measurement under the following conditions:

☒ Charging and communication mode

Modulation Type : CW (Continuous Wave)

Output Power : Max. 5.49 dBuV/m (Frequency 119.34 kHz, Test Distance 3 m)

TX Duty Cycle : 100 % by measurement

1.5 Test Modes

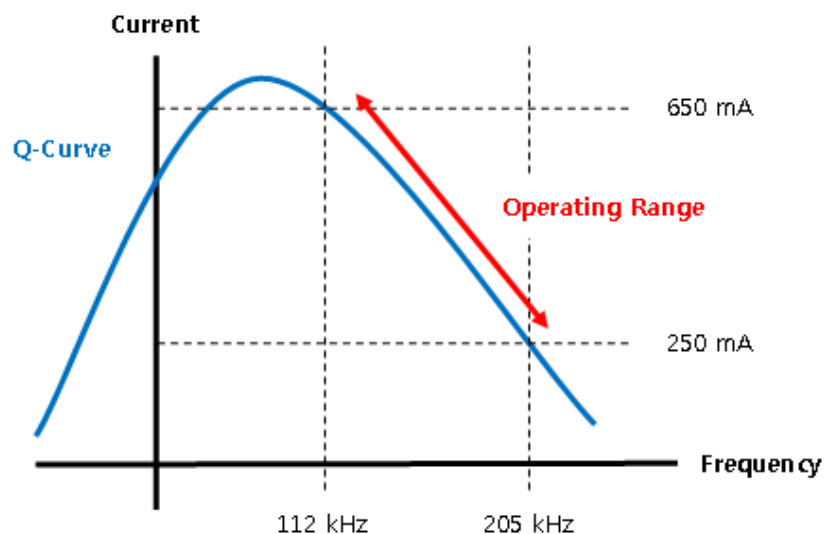
This device has been tested below conditions:

[Test Mode #1]

Frequency	Charging current	Note
112 kHz	650 mA	Low Frequency, Max. Load
158.5 kHz	425 mA	Middle Frequency, Medium Load
205 kHz	250 mA	High Frequency, Min. Load

This device has been tested with the various resistors to simulate the various load conditions of the client device. The charging current was controlled from 250 mA (Min.) to 650 mA (Max.) using the resistors and three types of Jig board with circular coil.

- 1) EUT has a range of the operating frequency from 112 kHz to 205 kHz and It has a range of the output current from 250 mA to 650 mA when output voltage is DC 5 V.
- 2) If the operating frequency is 112 kHz, the maximum output current is 650 mA and If the operating frequency is 205 kHz, the minimum output current is 250 mA.



- 3) To the simulation of the power transmission in from 112 kHz to 205 kHz. In the full range of the operating frequency, Normal operating condition, the test frequency is three which are the High, Middle and Low frequency of 112 kHz, 158.5 kHz and 205 kHz.
- 4) In order to operate EUT in three operating frequencies, three types of Test Jig were used.
- 5) The Wireless Charging Cover was used as Test Jig is actually used with the EUT.
- 6) The EUT to operate at a steady-state output current, the Wireless Charging Cover was not to combined with a smart phone. The DC output of the Wireless Charging Cover was connected to the resistor. As follows, the three types of Test Jig was prepared and tested.
- 7) Test Jig #1
Operating Frequency : 112 kHz, Output Voltage : DC 5 V, Output Current : 0.65 A
Calculation of resistor value : $I = \frac{V}{R}$, $0.65 \text{ A} = \frac{5 \text{ V}}{R}$, $R = \frac{5 \text{ V}}{0.65 \text{ A}}$, $R \approx 7.69 \Omega$
- 8) Test Jig #2
Operating Frequency : 158.5 kHz, Output Voltage : DC 5 V, Output Current : 0.425 A
Calculation of resistor value : $I = \frac{V}{R}$, $0.425 \text{ A} = \frac{5 \text{ V}}{R}$, $R = \frac{5 \text{ V}}{0.425 \text{ A}}$, $R \approx 11.76 \Omega$
- 9) Test Jig #3
Operating Frequency : 205 kHz, Output Voltage : DC 5 V, Output Current : 0.25 A
Calculation of resistor value : $I = \frac{V}{R}$, $0.25 \text{ A} = \frac{5 \text{ V}}{R}$, $R = \frac{5 \text{ V}}{0.25 \text{ A}}$, $R = 20 \Omega$

[Test Mode #2]

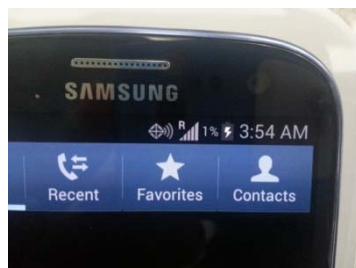
Support Equipment	Battery status	Note
Mobile Phone	< 1%	Max. Load
Mobile Phone	50 %	Medium Load

Note : The Charging is not operation when 100% fully charged status.

This device has been tested with the Mobile phone.

Mobile phone is on WWAN communicating.(**Worst Case : GPRS Class 10 2 Tx**)
WWAN communication was implemented using CMU200(Radio Communication Tester).

Mobile phone's battery status was checked by display battery percentage function.





CTK Co., Ltd.
The Prime Center of Global Engineering Corporation

CTK Co., Ltd.

386-1, Ho-dong, Cheoin-gu, Yongin-si, Gyeonggi-do, 449-100, Korea

Tel: +82-31-339-9970 Fax: +82-31-339-9855

www.e-ctk.com





1.6 Calibration Details of Equipment Used for Measurement

Test equipment and test accessories are calibrated on regular basis. The maximum time between calibrations is one year or what is recommended by the manufacturer, whichever is less. All test equipment calibrations are traceable to the Korea Research Institute of Standards and Science (KRISS), therefore, all test data recorded in this report is traceable to KRISS.

1.7 Test Facility

The measurement facility is located at 386-1, Ho-dong, Cheoin-gu, Yongin-si, Gyeonggi-do, 449-100, Korea.

1.8 Laboratory Accreditations and Listings

Country	Agency	Scope of Accreditation	Logo
USA	FCC	3 m & 10 m OATS, 3 m & 10 m SAC and Conducted Test Site to perform FCC Part 15/18 measurements	 805871
JAPAN	VCCI	10 m OATS, 3 m & 10 m SAC and Conducted Test Site	 R-948, C-986 T-1843
KOREA	KCC	EMI (10 m OATS, 10 m SAC and Conducted Test Site) EMS (ESD, RS, EFT/Burst, Surge, CS, Magnetic, Dips and Interruptions)	 No. 51, KR0025
International	KOLAS	EMC	



CTK Co., Ltd.
100 Percent wholly owned subsidiary of CTK Engineering Corporation

CTK Co., Ltd.

386-1, Ho-dong, Cheoin-gu, Yongin-si, Gyeonggi-do, 449-100, Korea

Tel: +82-31-339-9970 Fax: +82-31-339-9855

www.e-ctk.com

2.0 Summary of tests

FCC Part Section(s)	Parameter	Status (note 1)
1.1307(b), 1.1310	Radio frequency radiation exposure limits	Complies

2.1 Test Setup

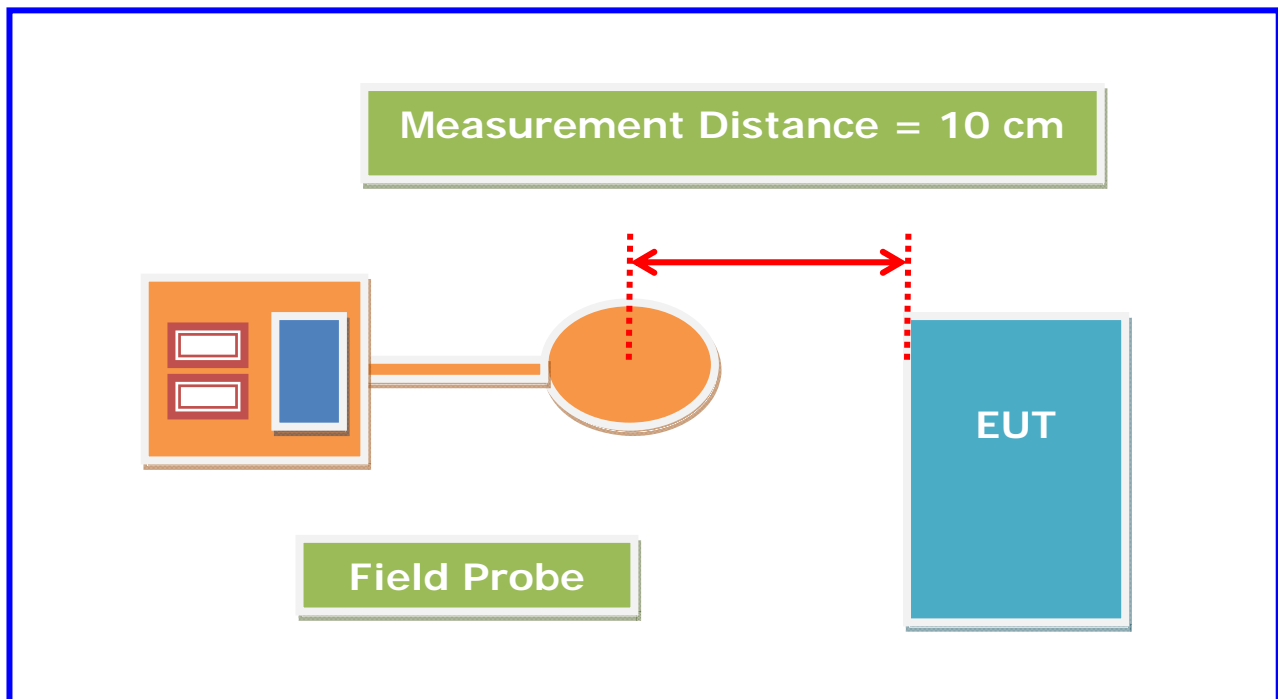
Test Location

Anechoic Chamber

Measurement distance information

Measurement distance = 10 cm

From EUT edge to the center of probe.





CTK Co., Ltd.
The Power Leader of Global Engineering Corporation

CTK Co., Ltd.

386-1, Ho-dong, Cheoin-gu, Yongin-si, Gyeonggi-do, 449-100, Korea

Tel: +82-31-339-9970 Fax: +82-31-339-9855

www.e-ctk.com

2.2 Radio frequency radiation exposure limits

§ 1.1310 The criteria listed in table 1 shall be used to evaluate the environmental impact of human exposure to radiofrequency(RF) radiation as specified in § 1.1307(b), except in the case of portable devices which shall be evaluated according to the provisions of § 2.1093 of this chapter.

TABLE 1—LIMITS FOR MAXIMUM PERMISSIBLE EXPOSURE (MPE)

Frequency range (MHz)	Electric field strength (V/m)	Magnetic field strength (A/m)	Power density (mW/cm ²)	Averaging time (minutes)
(A) Limits for Occupational/Controlled Exposures				
0.3–3.0	614	1.63	*(100)	6
3.0–30	1842/f	4.89/f	*(900/f ²)	6
30–300	61.4	0.163	1.0	6
300–1500	f/300	6
1500–100,000	5	6
(B) Limits for General Population/Uncontrolled Exposure				
0.3–1.34	614	1.63	*(100)	30
1.34–30	824/f	2.19/f	*(180/f ²)	30
30–300	27.5	0.073	0.2	30
300–1500	f/1500	30
1500–100,000	1.0	30

f = frequency in MHz

* = Plane-wave equivalent power density

NOTE 1 TO TABLE 1: Occupational/controlled limits apply in situations in which persons are exposed as a consequence of their employment provided those persons are fully aware of the potential for exposure and can exercise control over their exposure. Limits for occupational/controlled exposure also apply in situations when an individual is transient through a location where occupational/controlled limits apply provided he or she is made aware of the potential for exposure.

NOTE 2 TO TABLE 1: General population/uncontrolled exposures apply in situations in which the general public may be exposed, or in which persons that are exposed as a consequence of their employment may not be fully aware of the potential for exposure or can not exercise control over their exposure.



CTK Co., Ltd.
The Prime Center of Global Appliance Corporation

CTK Co., Ltd.

386-1, Ho-dong, Cheoin-gu, Yongin-si, Gyeonggi-do, 449-100, Korea

Tel: +82-31-339-9970 Fax: +82-31-339-9855

www.e-ctk.com

2.3 Test Results

EUT	S Charger Pad	Model	EP-P100IJWU
Frequency Range	112 kHz – 205 kHz	Test mode	TX

The requirements are:

☒ Complies

Test Data (E-Field)

[Test Mode #1]

Operating Freq. (kHz)	Charging Current Condition	Freq. (kHz)	Separation Distance (m)	E-Field (V/m)	E-Field Limit (V/m)
112	650 mA	112.50	0.1	3.48	614
158.5	425 mA	158.54	0.1	2.53	614
205	250 mA	204.78	0.1	2.04	614

[Test Mode #2]

Support Equipment	Charging Current Condition	Freq. (kHz)	Separation Distance (m)	E-Field (V/m)	E-Field Limit (V/m)
Mobile Phone	< 1% Battery Status	116.14	0.1	11.61	614
Mobile Phone	50 % Battery Status	144.56	0.1	11.13	614

Test Data (H-Field)

[Test Mode #1]

Operating Freq. (kHz)	Charging Current Condition	Freq. (kHz)	Separation Distance (m)	H-Field (A/m)	H-Field Limit (A/m)
112	650 mA	112.50	0.1	0.76	1.63
158.5	425 mA	158.54	0.1	0.63	1.63
205	250 mA	204.78	0.1	0.50	1.63

[Test Mode #2]

Support Equipment	Charging Current Condition	Freq. (kHz)	Separation Distance (m)	H-Field (A/m)	H-Field Limit (A/m)
Mobile Phone	< 1% Battery Status	116.14	0.1	0.53	1.63
Mobile Phone	50 % Battery Status	144.56	0.1	0.52	1.63



CTK Co., Ltd.
The Prime Center of Global Engineering Corporation

CTK Co., Ltd.

386-1, Ho-dong, Cheoin-gu, Yongin-si, Gyeonggi-do, 449-100, Korea

Tel: +82-31-339-9970 Fax: +82-31-339-9855

www.e-ctk.com

APPENDIX A – Test Equipment Used For Tests

	Name of Equipment	Manufacturer	Model No.	Serial No.	Due Date
1	E-Field Probe	Schaffner	2244/90.20	R-0029	2013-08-08
2	EM Radiation Meter	Schaffner	EMC-20	R-0029	2013-08-08
3	B-Field Probe	Narda	2300/90.10	M-0626	2014-03-12
4	Exposure Level Meter	Narda	ELT-400	N-0181	2014-03-11
5	Radio Communication Tester	Rohde & Schwarz	CMU200	106765	2014-02-04