

PHOTOGRAPHS OF THE TEST CONFIGURATION

CONDUCTED EMISSION TEST
(TEST MODE A1, A2 for 2.4GHz)



CONDUCTED EMISSION TEST (TEST MODE A1, A2 for 5GHz)



CONDUCTED EMISSION TEST
(TEST MODE B1 for 2.4GHz and B2 for 5GHz)





CONDUCTED EMISSION TEST
(TEST MODE B1 for 5GHz and B2 for 2.4GHz)




CONDUCTED EMISSION TEST
(TEST MODE C1, C2 for 2.4GHz and 5GHz)





RADIATED EMISSION TEST
(TEST MODE A1, A2 for 2.4GHz)




RADIATED EMISSION TEST
(TEST MODE A1, A2 for 5GHz)



RADIATED EMISSION TEST
(TEST MODE B1 for 2.4GHz and B2 for 5GHz)



RADIATED EMISSION TEST
(TEST MODE B1 for 5GHz and B2 for 2.4GHz)



RADIATED EMISSION TEST
(TEST MODE C1, C2 for 2.4GHz and 5GHz)

