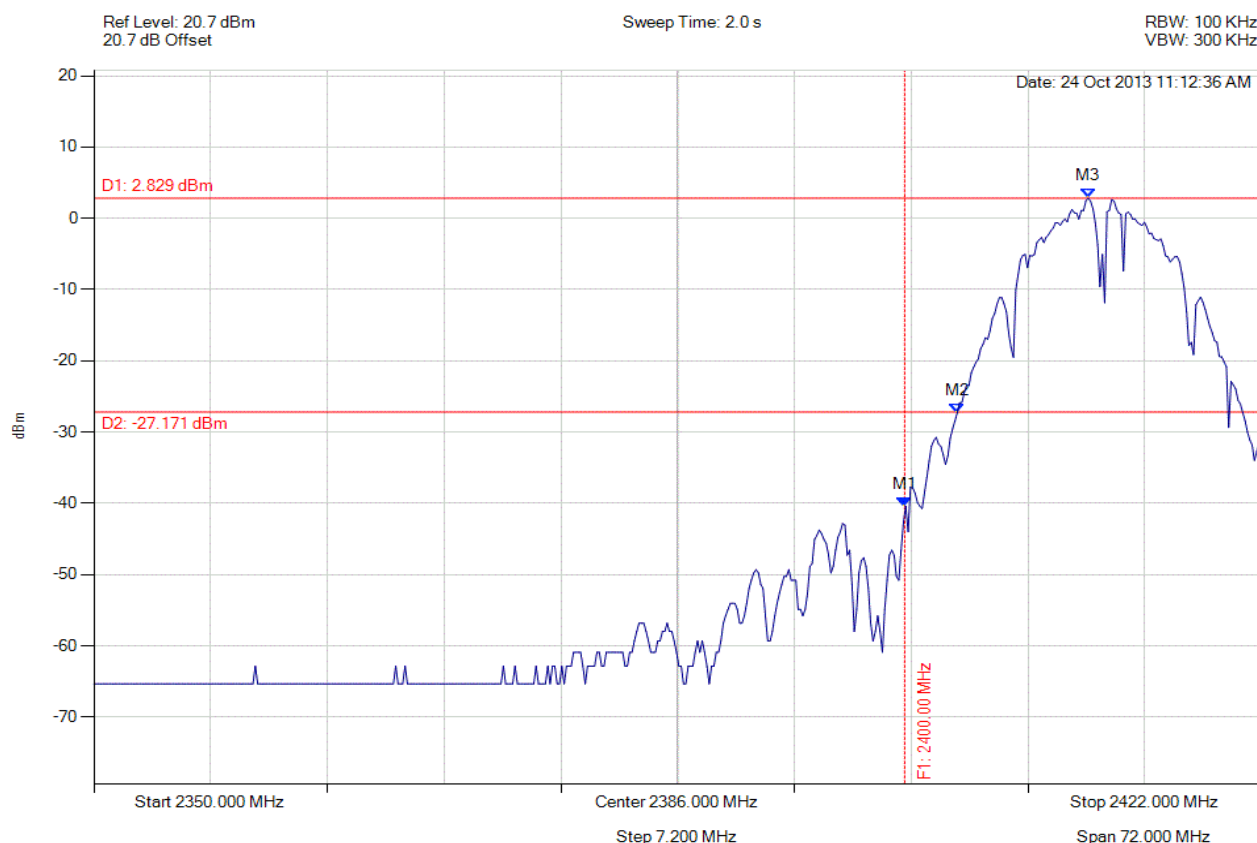


A.1.3. Conducted Spurious Emissions



CONDUCTED LOW BAND-EDGE EMISSIONS - AVERAGE

Variant: 802.11b, Channel: 2412.00 MHz, Chain a, Temp: Ambient, Voltage: 56 Vdc



Analyser Setup	Marker : Frequency : Amplitude	Test Results
Detector = AVERAGE Sweep Count = 0 RF Atten (dB) = 10 Trace Mode = VIEW	M1 : 2400.000 MHz : -40.380 dBm M2 : 2403.242 MHz : -27.297 dBm M3 : 2411.323 MHz : 2.829 dBm	Channel Frequency: 2412.00 MHz

[Back to the Matrix](#)

This test report may be reproduced in full only. The document may only be updated by MiCOM Labs personnel. Any changes will be noted in the Document History section of the report.

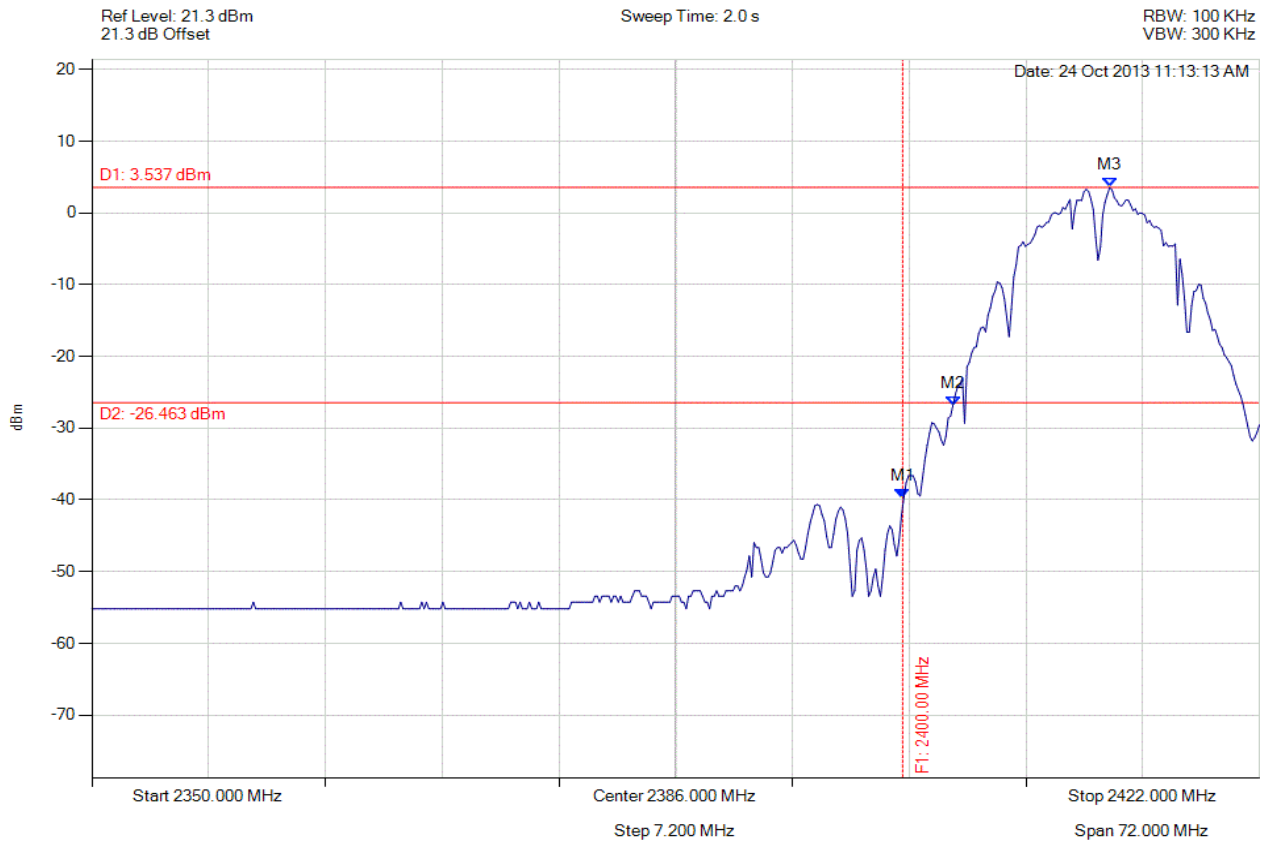


Title: Xirrus Inc. XI-AC1300, XI-AC867
To: FCC 47 CFR Part 15.247 & IC RSS-210
Serial #: XIRR04-U3 Rev A
Issue Date: 29th April 2014
Page: 275 of 572



CONDUCTED LOW BAND-EDGE EMISSIONS - AVERAGE

Variant: 802.11b, Channel: 2412.00 MHz, Chain b, Temp: Ambient, Voltage: 56 Vdc



Analyser Setup	Marker : Frequency : Amplitude	Test Results
Detector = AVERAGE Sweep Count = 0 RF Atten (dB) = 20 Trace Mode = VIEW	M1 : 2400.000 MHz : -39.780 dBm M2 : 2403.098 MHz : -26.807 dBm M3 : 2412.766 MHz : 3.537 dBm	Channel Frequency: 2412.00 MHz

[Back to the Matrix](#)

This test report may be reproduced in full only. The document may only be updated by MiCOM Labs personnel. Any changes will be noted in the Document History section of the report.

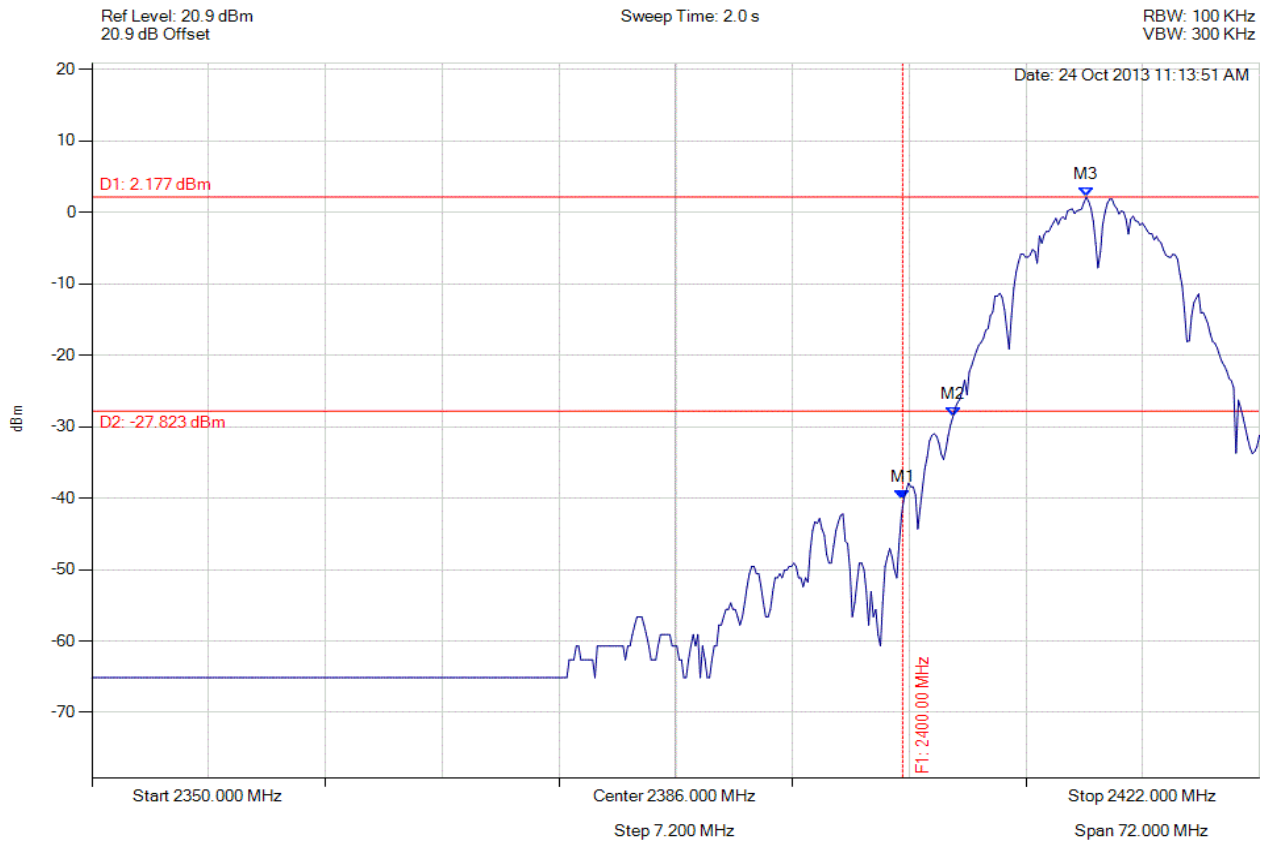


Title: Xirrus Inc. XI-AC1300, XI-AC867
To: FCC 47 CFR Part 15.247 & IC RSS-210
Serial #: XIRR04-U3 Rev A
Issue Date: 29th April 2014
Page: 276 of 572



CONDUCTED LOW BAND-EDGE EMISSIONS - AVERAGE

Variant: 802.11b, Channel: 2412.00 MHz, Chain c, Temp: Ambient, Voltage: 56 Vdc



Analyser Setup	Marker : Frequency : Amplitude	Test Results
Detector = AVERAGE Sweep Count = 0 RF Atten (dB) = 10 Trace Mode = VIEW	M1 : 2400.000 MHz : -40.180 dBm M2 : 2403.098 MHz : -28.601 dBm M3 : 2411.323 MHz : 2.177 dBm	Channel Frequency: 2412.00 MHz

[Back to the Matrix](#)

This test report may be reproduced in full only. The document may only be updated by MiCOM Labs personnel. Any changes will be noted in the Document History section of the report.

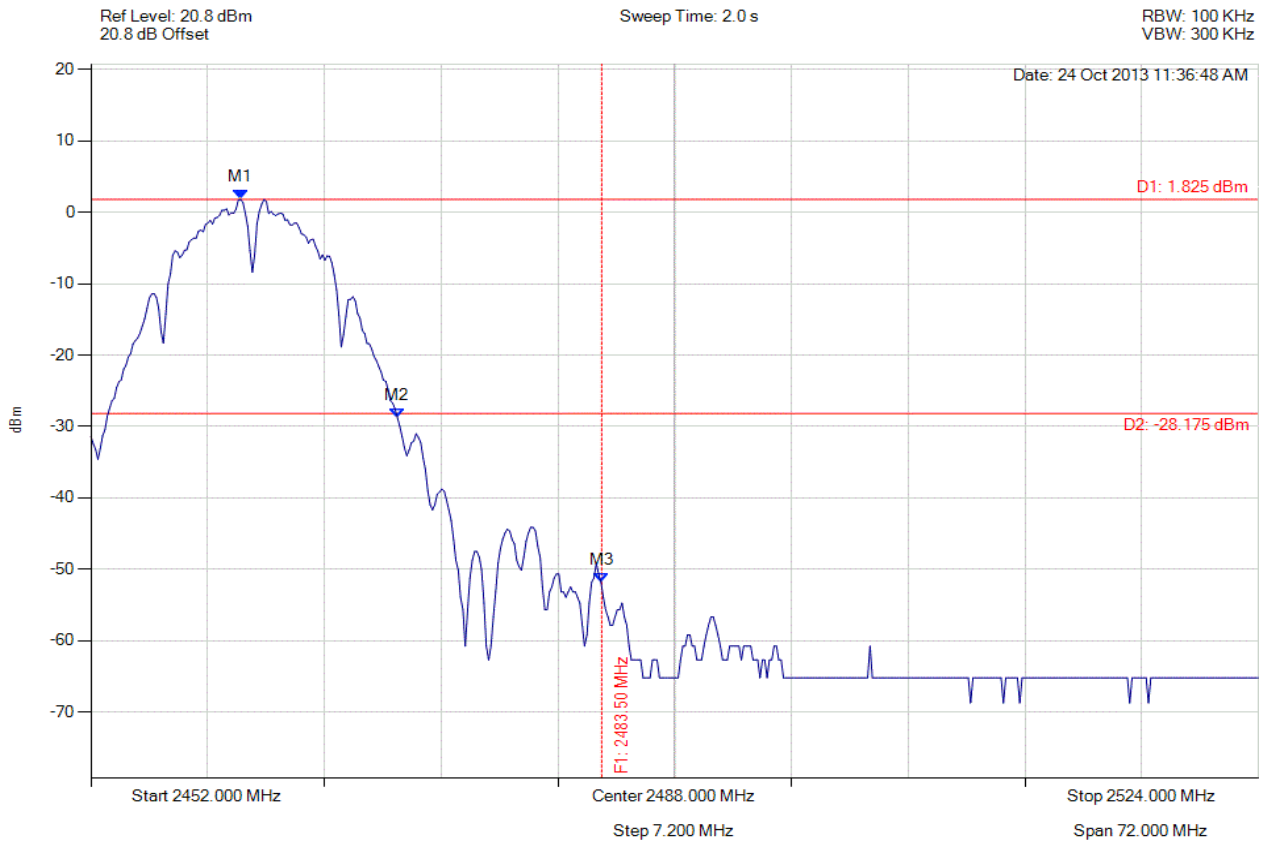


Title: Xirrus Inc. XI-AC1300, XI-AC867
To: FCC 47 CFR Part 15.247 & IC RSS-210
Serial #: XIRR04-U3 Rev A
Issue Date: 29th April 2014
Page: 277 of 572



CONDUCTED HIGH BAND-EDGE EMISSIONS - AVERAGE

Variant: 802.11b, Channel: 2462.00 MHz, Chain a, Temp: Ambient, Voltage: 56 Vdc



Analyser Setup	Marker : Frequency : Amplitude	Test Results
Detector = AVERAGE Sweep Count = 0 RF Atten (dB) = 10 Trace Mode = VIEW	M1 : 2461.234 MHz : 1.825 dBm M2 : 2470.902 MHz : -28.788 dBm M3 : 2483.500 MHz : -51.843 dBm	Channel Frequency: 2462.00 MHz

[Back to the Matrix](#)

This test report may be reproduced in full only. The document may only be updated by MiCOM Labs personnel. Any changes will be noted in the Document History section of the report.

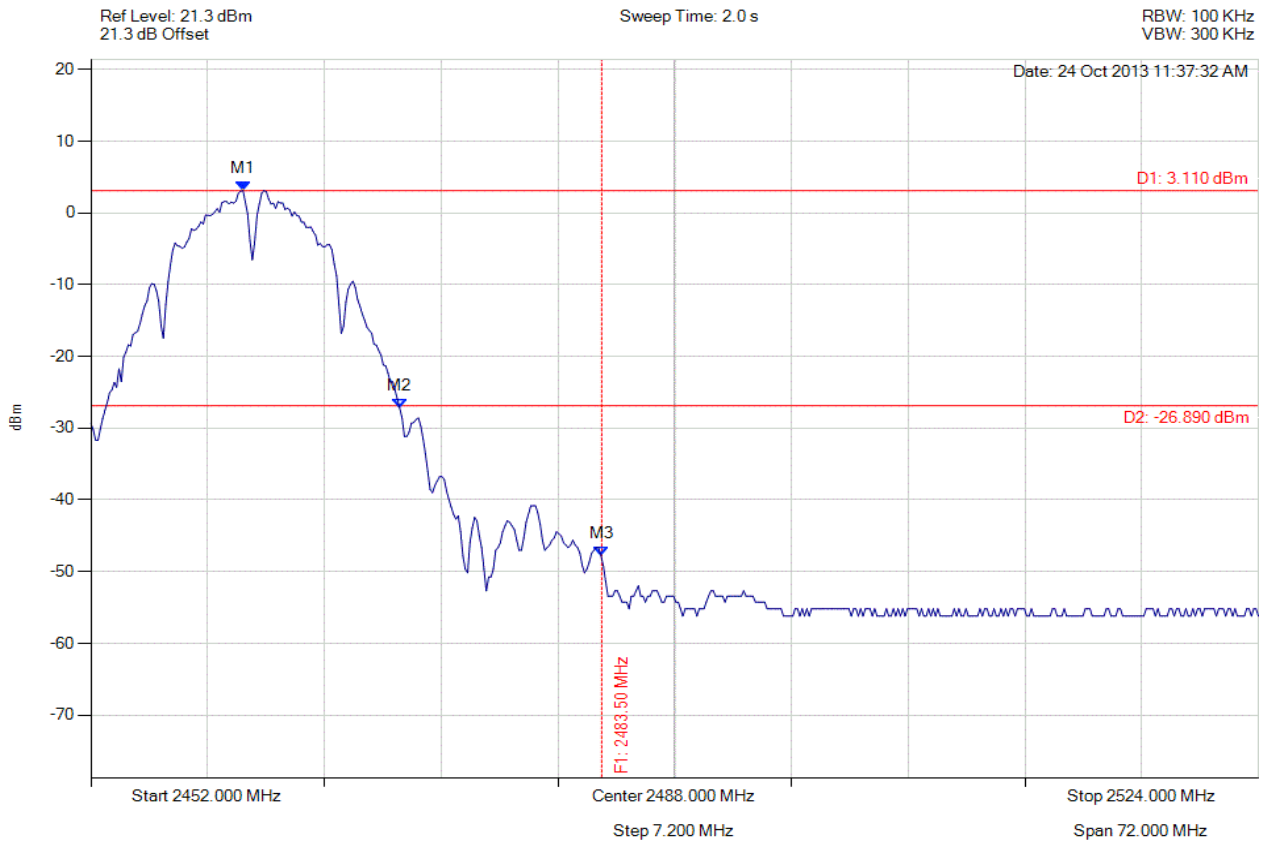


Title: Xirrus Inc. XI-AC1300, XI-AC867
To: FCC 47 CFR Part 15.247 & IC RSS-210
Serial #: XIRR04-U3 Rev A
Issue Date: 29th April 2014
Page: 278 of 572



CONDUCTED HIGH BAND-EDGE EMISSIONS - AVERAGE

Variant: 802.11b, Channel: 2462.00 MHz, Chain b, Temp: Ambient, Voltage: 56 Vdc



Analyser Setup	Marker : Frequency : Amplitude	Test Results
Detector = AVERAGE Sweep Count = 0 RF Atten (dB) = 20 Trace Mode = VIEW	M1 : 2461.379 MHz : 3.110 dBm M2 : 2471.046 MHz : -27.222 dBm M3 : 2483.500 MHz : -47.821 dBm	Channel Frequency: 2462.00 MHz

[Back to the Matrix](#)

This test report may be reproduced in full only. The document may only be updated by MiCOM Labs personnel. Any changes will be noted in the Document History section of the report.

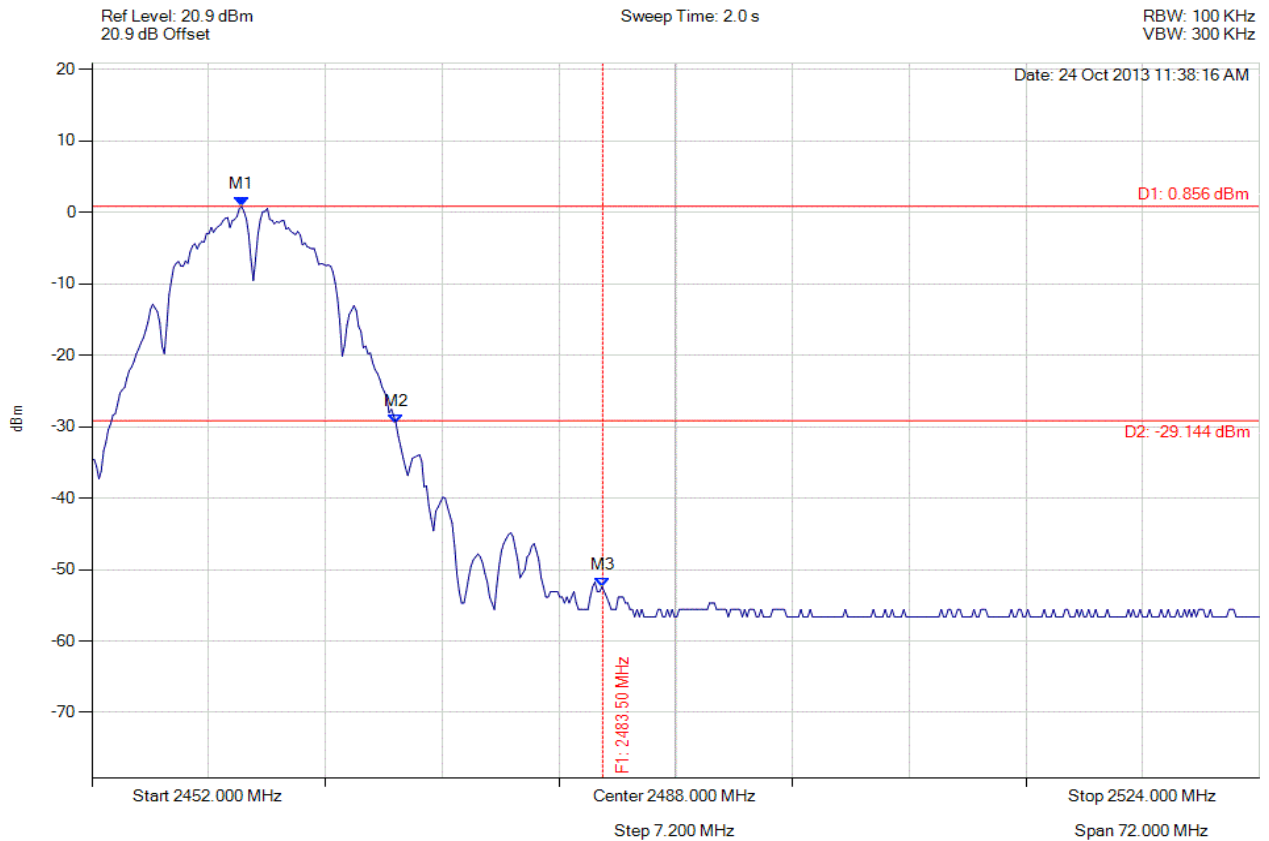


Title: Xirrus Inc. XI-AC1300, XI-AC867
To: FCC 47 CFR Part 15.247 & IC RSS-210
Serial #: XIRR04-U3 Rev A
Issue Date: 29th April 2014
Page: 279 of 572



CONDUCTED HIGH BAND-EDGE EMISSIONS - AVERAGE

Variant: 802.11b, Channel: 2462.00 MHz, Chain c, Temp: Ambient, Voltage: 56 Vdc



Analyser Setup	Marker : Frequency : Amplitude	Test Results
Detector = AVERAGE Sweep Count = 0 RF Atten (dB) = 20 Trace Mode = VIEW	M1 : 2461.234 MHz : 0.856 dBm M2 : 2470.758 MHz : -29.560 dBm M3 : 2483.500 MHz : -52.386 dBm	Channel Frequency: 2462.00 MHz

[Back to the Matrix](#)

This test report may be reproduced in full only. The document may only be updated by MiCOM Labs personnel. Any changes will be noted in the Document History section of the report.

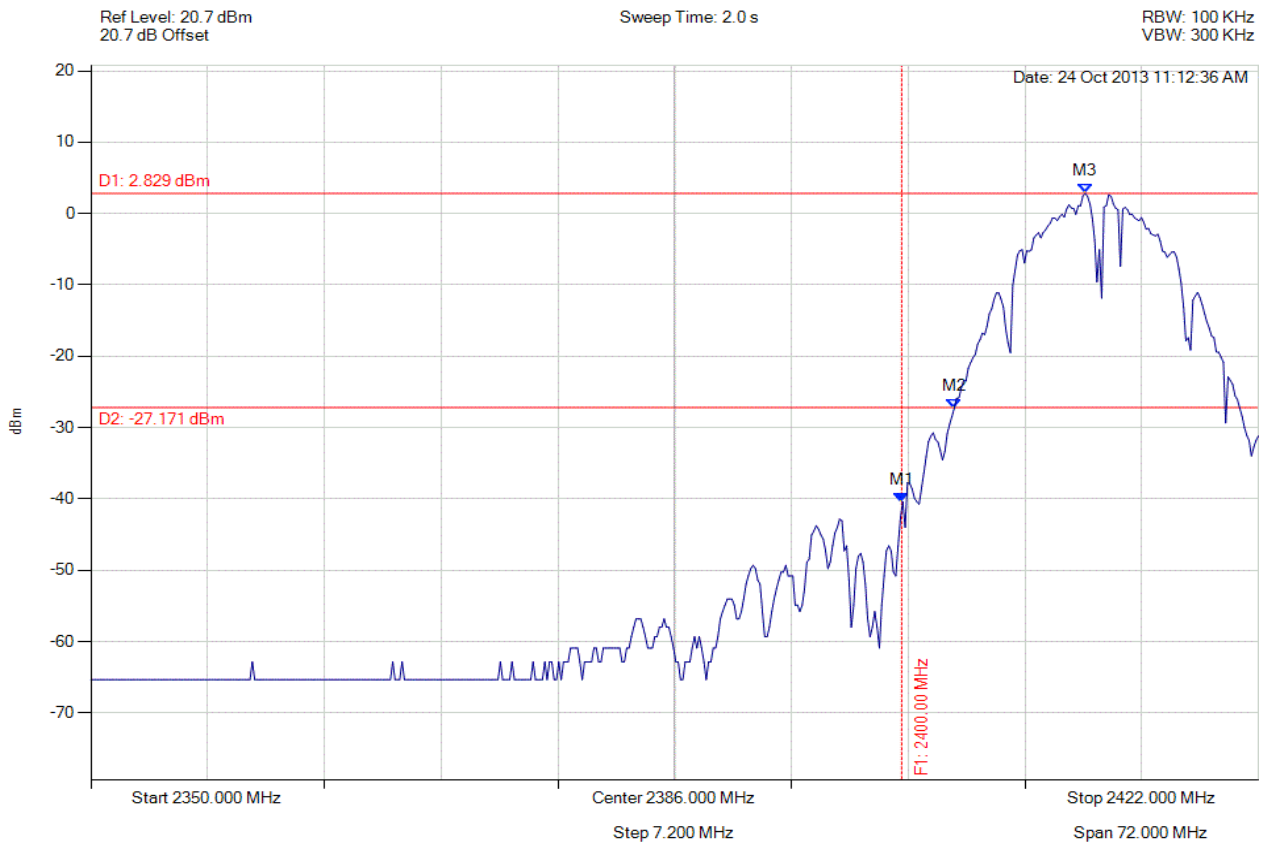


Title: Xirrus Inc. XI-AC1300, XI-AC867
To: FCC 47 CFR Part 15.247 & IC RSS-210
Serial #: XIRR04-U3 Rev A
Issue Date: 29th April 2014
Page: 280 of 572



CONDUCTED LOW BAND-EDGE EMISSIONS - AVERAGE

Variant: 802.11b, Channel: 2412.00 MHz, Chain a, Temp: Ambient, Voltage: 56 Vdc



Analyser Setup	Marker : Frequency : Amplitude	Test Results
Detector = AVERAGE Sweep Count = 0 RF Atten (dB) = 10 Trace Mode = VIEW	M1 : 2400.000 MHz : -40.380 dBm M2 : 2403.242 MHz : -27.297 dBm M3 : 2411.323 MHz : 2.829 dBm	Channel Frequency: 2412.00 MHz

[Back to the Matrix](#)

This test report may be reproduced in full only. The document may only be updated by MiCOM Labs personnel. Any changes will be noted in the Document History section of the report.

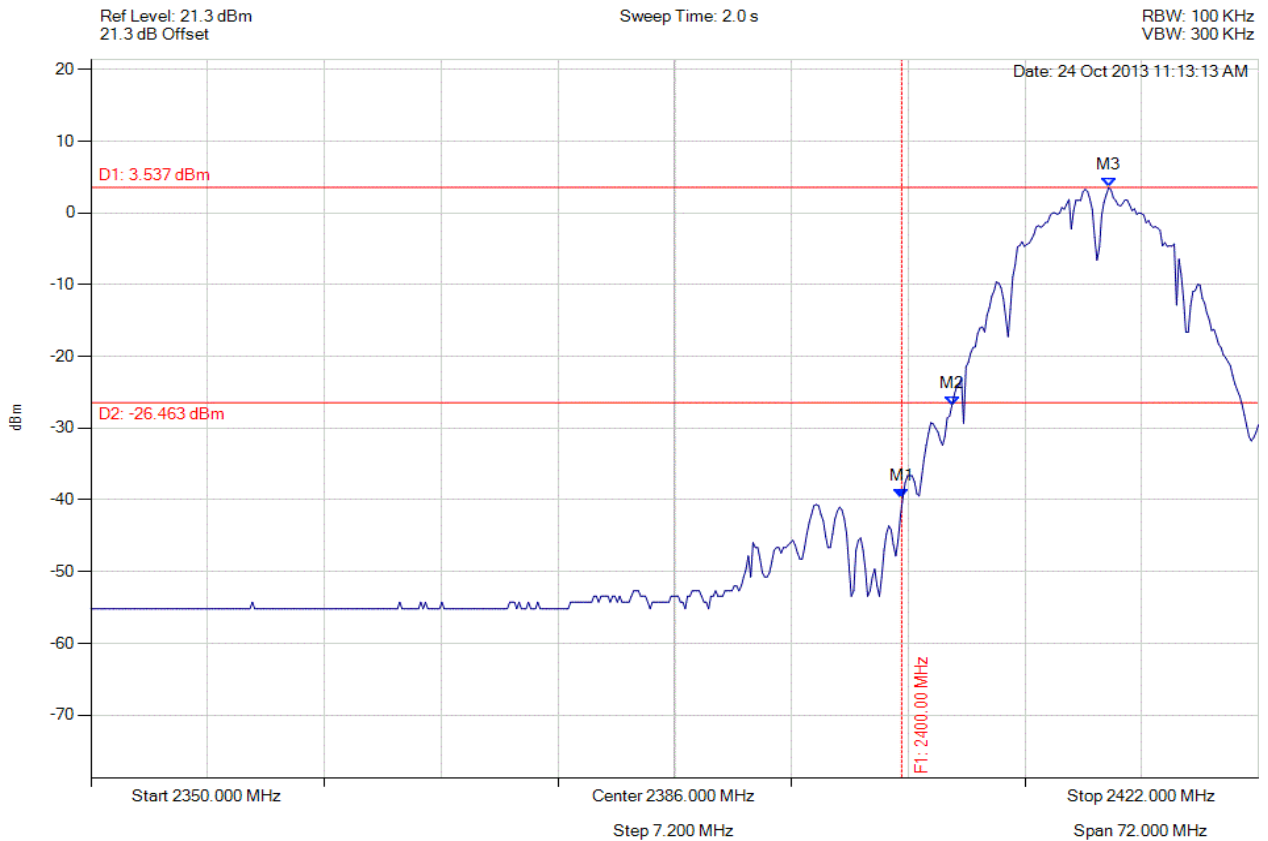


Title: Xirrus Inc. XI-AC1300, XI-AC867
To: FCC 47 CFR Part 15.247 & IC RSS-210
Serial #: XIRR04-U3 Rev A
Issue Date: 29th April 2014
Page: 281 of 572



CONDUCTED LOW BAND-EDGE EMISSIONS - AVERAGE

Variant: 802.11b, Channel: 2412.00 MHz, Chain b, Temp: Ambient, Voltage: 56 Vdc



Analyser Setup	Marker : Frequency : Amplitude	Test Results
Detector = AVERAGE Sweep Count = 0 RF Atten (dB) = 20 Trace Mode = VIEW	M1 : 2400.000 MHz : -39.780 dBm M2 : 2403.098 MHz : -26.807 dBm M3 : 2412.766 MHz : 3.537 dBm	Channel Frequency: 2412.00 MHz

[Back to the Matrix](#)

This test report may be reproduced in full only. The document may only be updated by MiCOM Labs personnel. Any changes will be noted in the Document History section of the report.

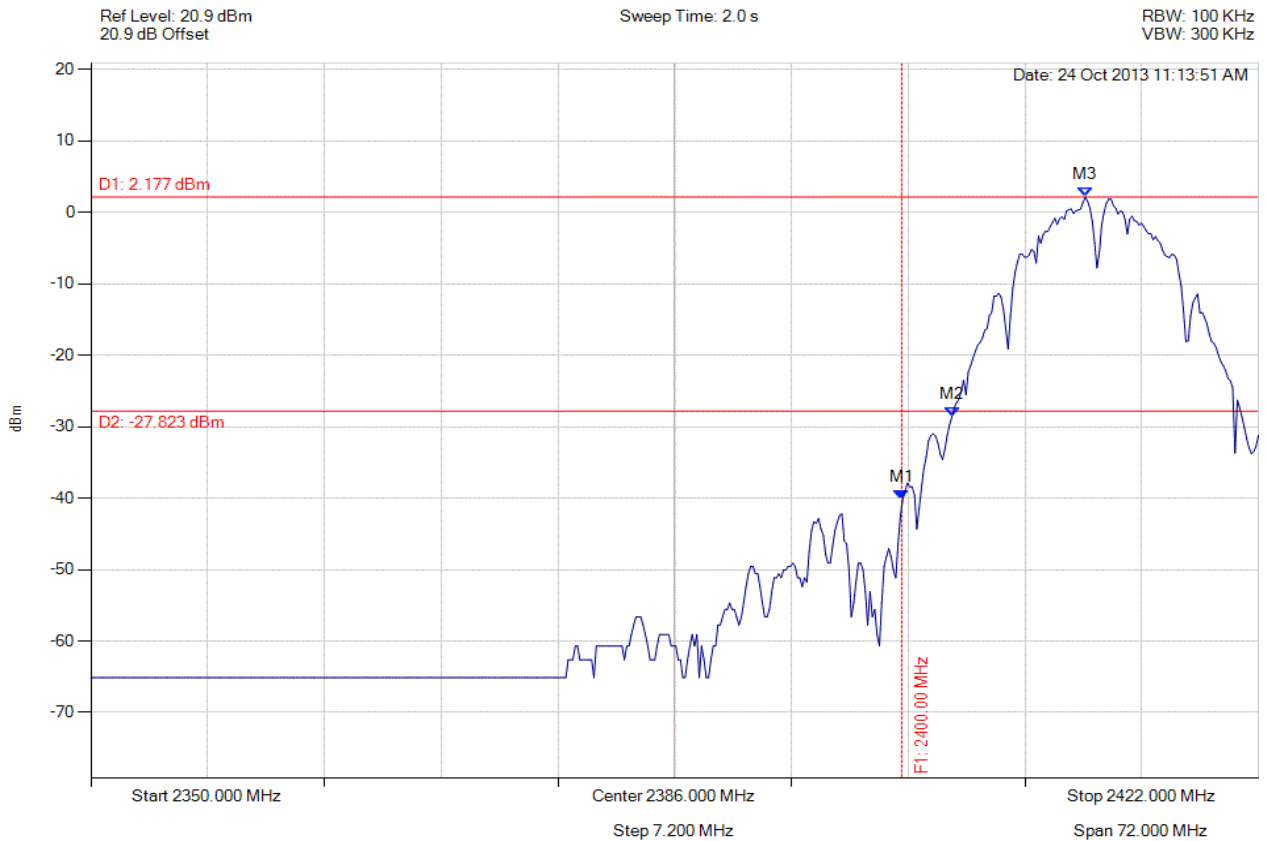


Title: Xirrus Inc. XI-AC1300, XI-AC867
To: FCC 47 CFR Part 15.247 & IC RSS-210
Serial #: XIRR04-U3 Rev A
Issue Date: 29th April 2014
Page: 282 of 572



CONDUCTED LOW BAND-EDGE EMISSIONS - AVERAGE

Variant: 802.11b, Channel: 2412.00 MHz, Chain c, Temp: Ambient, Voltage: 56 Vdc



Analyser Setup	Marker : Frequency : Amplitude	Test Results
Detector = AVERAGE Sweep Count = 0 RF Atten (dB) = 10 Trace Mode = VIEW	M1 : 2400.000 MHz : -40.180 dBm M2 : 2403.098 MHz : -28.601 dBm M3 : 2411.323 MHz : 2.177 dBm	Channel Frequency: 2412.00 MHz

[Back to the Matrix](#)

This test report may be reproduced in full only. The document may only be updated by MiCOM Labs personnel. Any changes will be noted in the Document History section of the report.

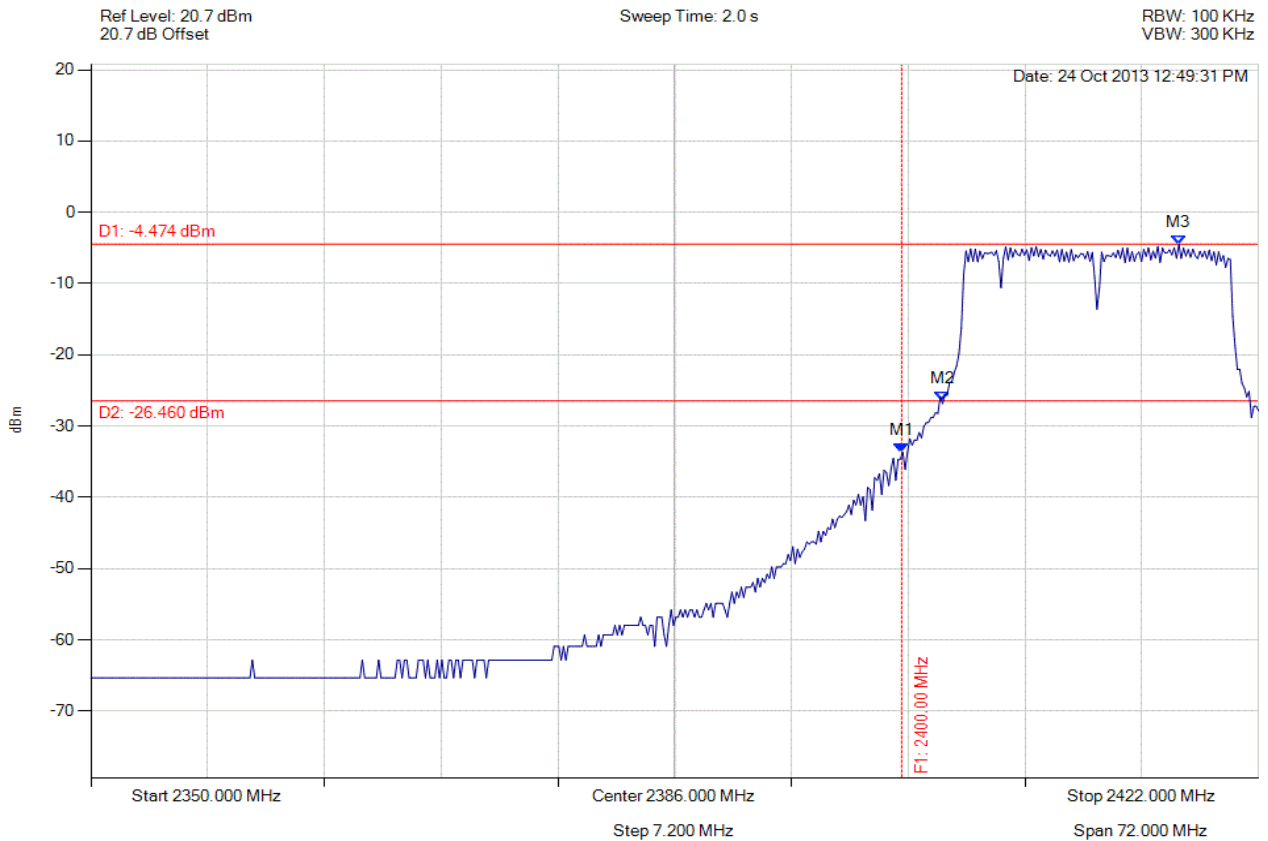


Title: Xirrus Inc. XI-AC1300, XI-AC867
To: FCC 47 CFR Part 15.247 & IC RSS-210
Serial #: XIRR04-U3 Rev A
Issue Date: 29th April 2014
Page: 283 of 572



CONDUCTED LOW BAND-EDGE EMISSIONS - AVERAGE

Variant: 802.11g, Channel: 2412.00 MHz, Chain a, Temp: Ambient, Voltage: 56 Vdc



Analyser Setup	Marker : Frequency : Amplitude	Test Results
Detector = AVERAGE Sweep Count = 0 RF Atten (dB) = 10 Trace Mode = VIEW	M1 : 2400.000 MHz : -33.651 dBm M2 : 2402.521 MHz : -26.460 dBm M3 : 2417.094 MHz : -4.474 dBm	Channel Frequency: 2412.00 MHz

[Back to the Matrix](#)

This test report may be reproduced in full only. The document may only be updated by MiCOM Labs personnel. Any changes will be noted in the Document History section of the report.

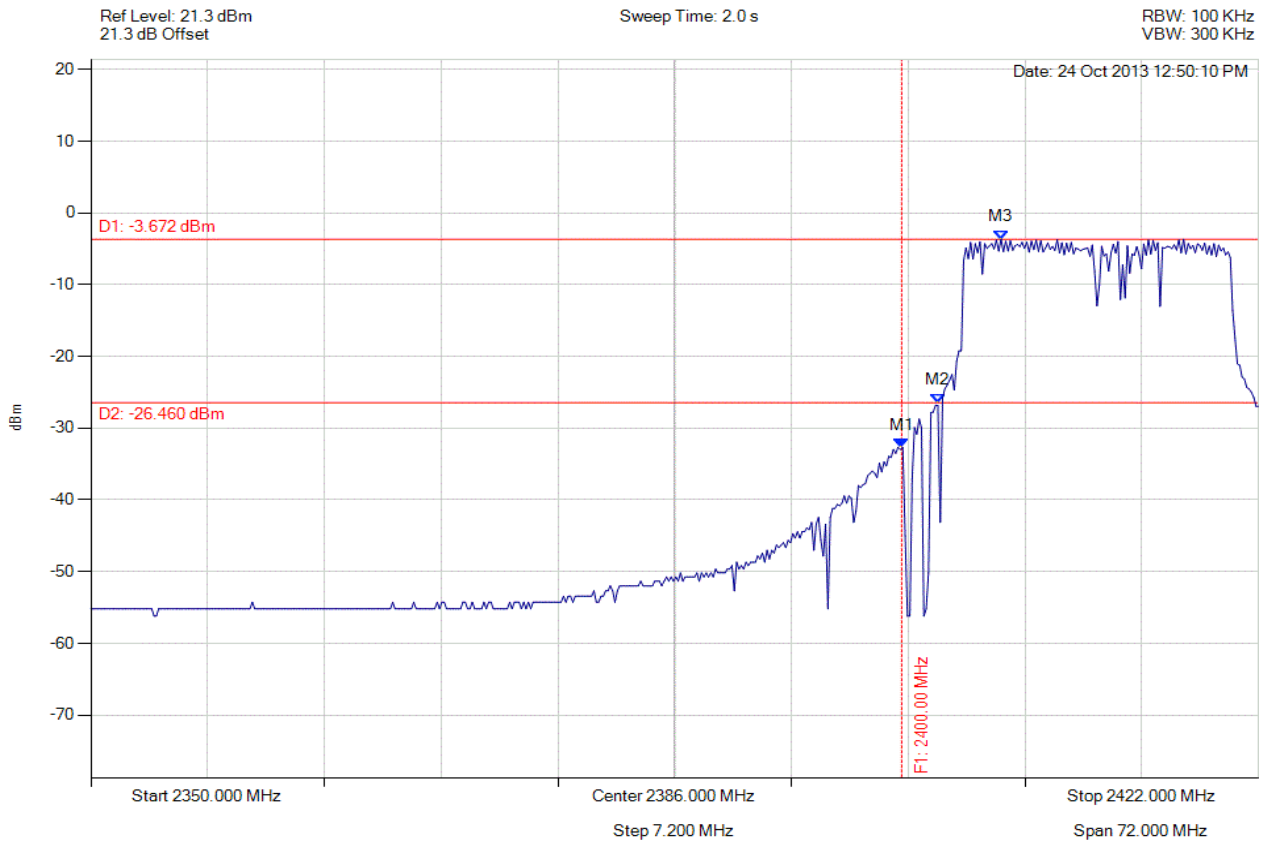


Title: Xirrus Inc. XI-AC1300, XI-AC867
To: FCC 47 CFR Part 15.247 & IC RSS-210
Serial #: XIRR04-U3 Rev A
Issue Date: 29th April 2014
Page: 284 of 572



CONDUCTED LOW BAND-EDGE EMISSIONS - AVERAGE

Variant: 802.11g, Channel: 2412.00 MHz, Chain b, Temp: Ambient, Voltage: 56 Vdc



Analyser Setup	Marker : Frequency : Amplitude	Test Results
Detector = AVERAGE Sweep Count = 0 RF Atten (dB) = 20 Trace Mode = VIEW	M1 : 2400.000 MHz : -32.682 dBm M2 : 2402.232 MHz : -26.460 dBm M3 : 2406.128 MHz : -3.672 dBm	Channel Frequency: 2412.00 MHz

[Back to the Matrix](#)

This test report may be reproduced in full only. The document may only be updated by MiCOM Labs personnel. Any changes will be noted in the Document History section of the report.

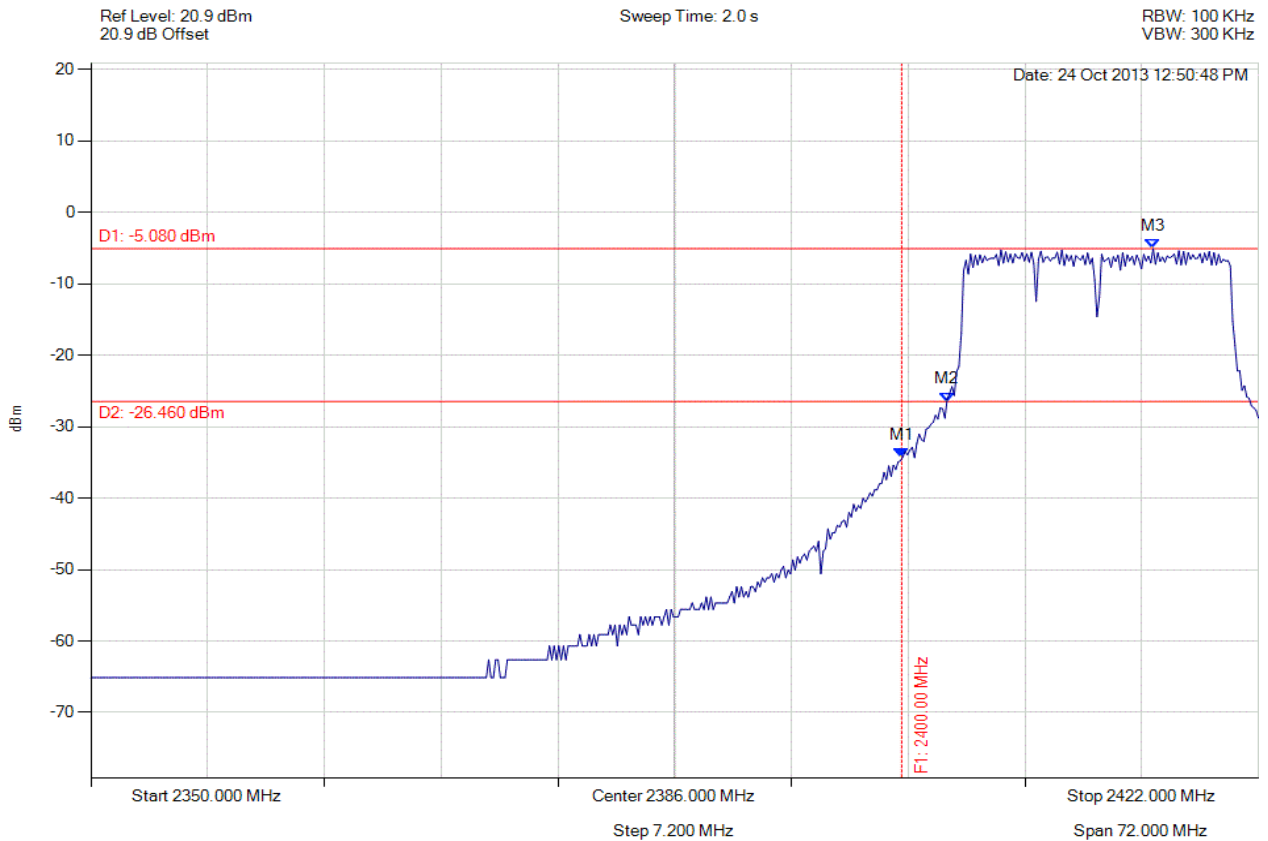


Title: Xirrus Inc. XI-AC1300, XI-AC867
To: FCC 47 CFR Part 15.247 & IC RSS-210
Serial #: XIRR04-U3 Rev A
Issue Date: 29th April 2014
Page: 285 of 572



CONDUCTED LOW BAND-EDGE EMISSIONS - AVERAGE

Variant: 802.11g, Channel: 2412.00 MHz, Chain c, Temp: Ambient, Voltage: 56 Vdc



Analyser Setup	Marker : Frequency : Amplitude	Test Results
Detector = AVERAGE Sweep Count = 0 RF Atten (dB) = 10 Trace Mode = VIEW	M1 : 2400.000 MHz : -34.242 dBm M2 : 2402.810 MHz : -26.460 dBm M3 : 2415.507 MHz : -5.080 dBm	Channel Frequency: 2412.00 MHz

[Back to the Matrix](#)

This test report may be reproduced in full only. The document may only be updated by MiCOM Labs personnel. Any changes will be noted in the Document History section of the report.

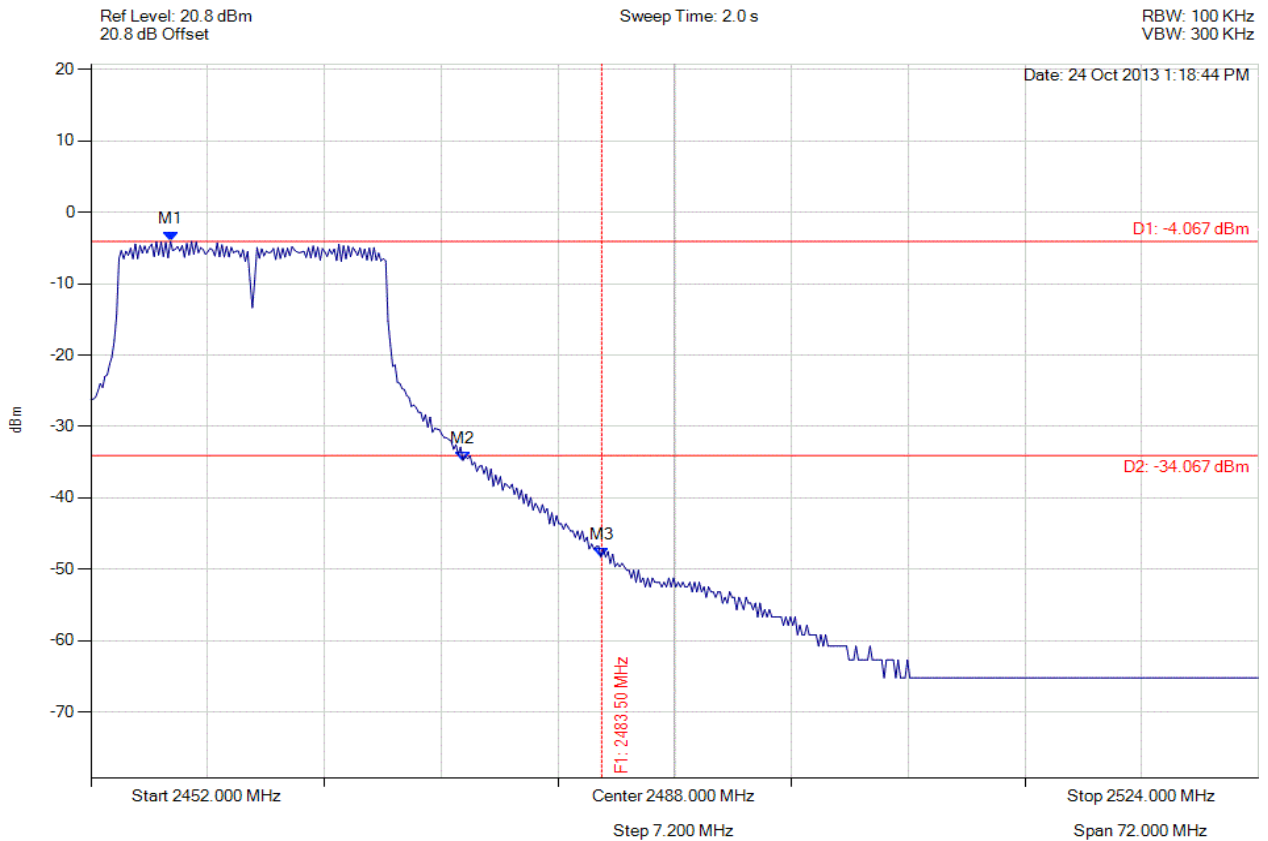


Title: Xirrus Inc. XI-AC1300, XI-AC867
To: FCC 47 CFR Part 15.247 & IC RSS-210
Serial #: XIRR04-U3 Rev A
Issue Date: 29th April 2014
Page: 286 of 572



CONDUCTED HIGH BAND-EDGE EMISSIONS - AVERAGE

Variant: 802.11g, Channel: 2462.00 MHz, Chain a, Temp: Ambient, Voltage: 56 Vdc



Analyser Setup	Marker : Frequency : Amplitude	Test Results
Detector = AVERAGE Sweep Count = 0 RF Atten (dB) = 10 Trace Mode = VIEW	M1 : 2456.906 MHz : -4.067 dBm M2 : 2474.942 MHz : -34.765 dBm M3 : 2483.500 MHz : -48.321 dBm	Channel Frequency: 2462.00 MHz

[Back to the Matrix](#)

This test report may be reproduced in full only. The document may only be updated by MiCOM Labs personnel. Any changes will be noted in the Document History section of the report.

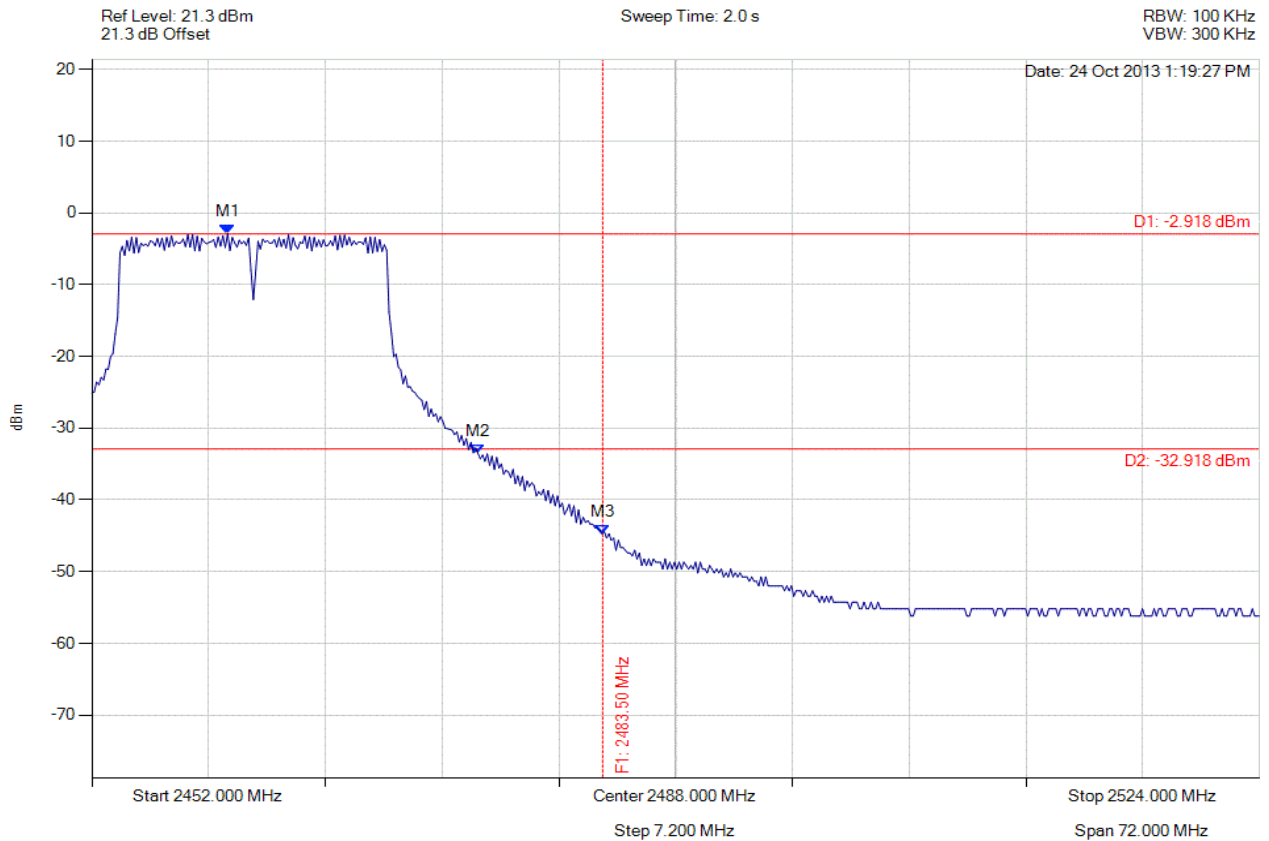


Title: Xirrus Inc. XI-AC1300, XI-AC867
To: FCC 47 CFR Part 15.247 & IC RSS-210
Serial #: XIRR04-U3 Rev A
Issue Date: 29th April 2014
Page: 287 of 572



CONDUCTED HIGH BAND-EDGE EMISSIONS - AVERAGE

Variant: 802.11g, Channel: 2462.00 MHz, Chain b, Temp: Ambient, Voltage: 56 Vdc



Analyser Setup	Marker : Frequency : Amplitude	Test Results
Detector = AVERAGE Sweep Count = 0 RF Atten (dB) = 20 Trace Mode = VIEW	M1 : 2460.369 MHz : -2.918 dBm M2 : 2475.808 MHz : -33.517 dBm M3 : 2483.500 MHz : -44.723 dBm	Channel Frequency: 2462.00 MHz

[Back to the Matrix](#)

This test report may be reproduced in full only. The document may only be updated by MiCOM Labs personnel. Any changes will be noted in the Document History section of the report.

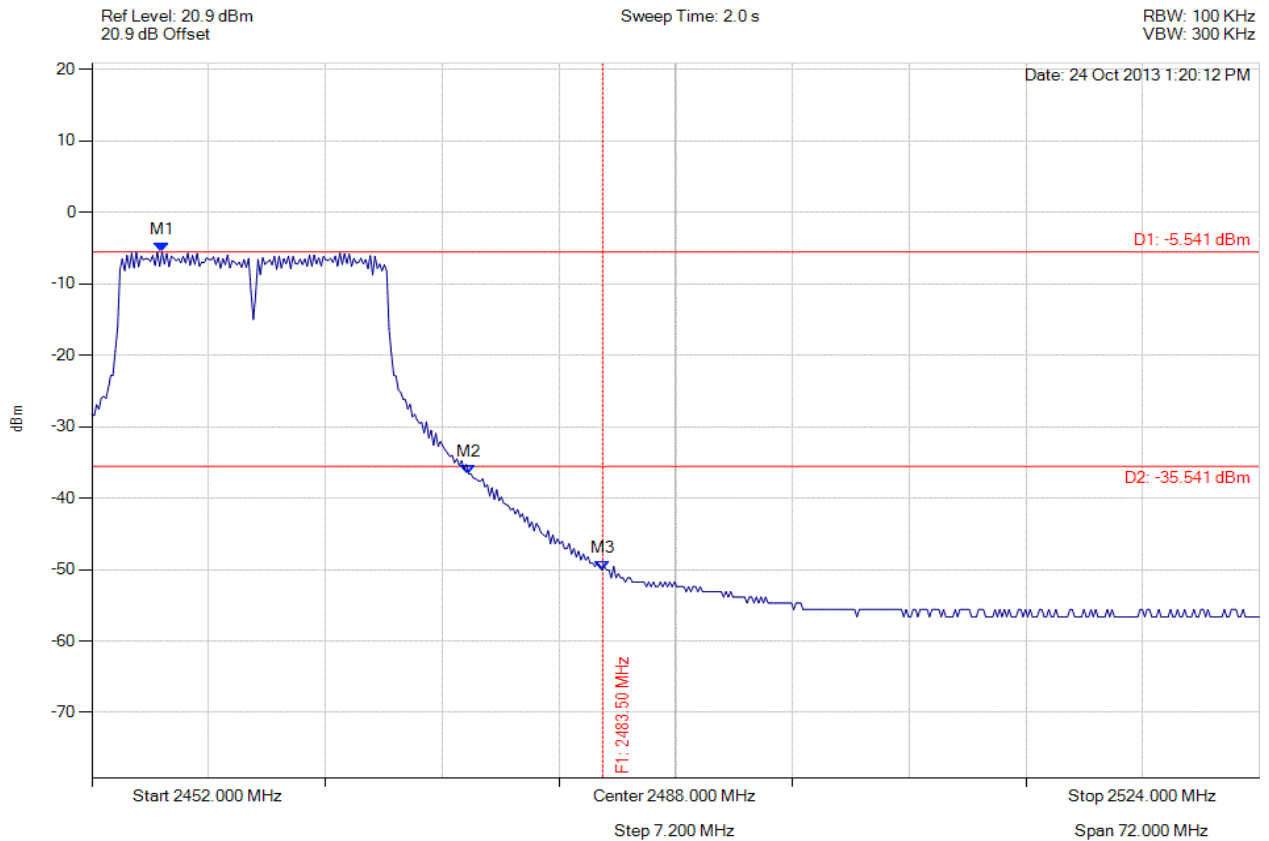


Title: Xirrus Inc. XI-AC1300, XI-AC867
To: FCC 47 CFR Part 15.247 & IC RSS-210
Serial #: XIRR04-U3 Rev A
Issue Date: 29th April 2014
Page: 288 of 572



CONDUCTED HIGH BAND-EDGE EMISSIONS - AVERAGE

Variant: 802.11g, Channel: 2462.00 MHz, Chain c, Temp: Ambient, Voltage: 56 Vdc



Analyser Setup	Marker : Frequency : Amplitude	Test Results
Detector = AVERAGE Sweep Count = 0 RF Atten (dB) = 20 Trace Mode = VIEW	M1 : 2456.329 MHz : -5.541 dBm M2 : 2475.230 MHz : -36.604 dBm M3 : 2483.500 MHz : -50.056 dBm	Channel Frequency: 2462.00 MHz

[Back to the Matrix](#)

This test report may be reproduced in full only. The document may only be updated by MiCOM Labs personnel. Any changes will be noted in the Document History section of the report.

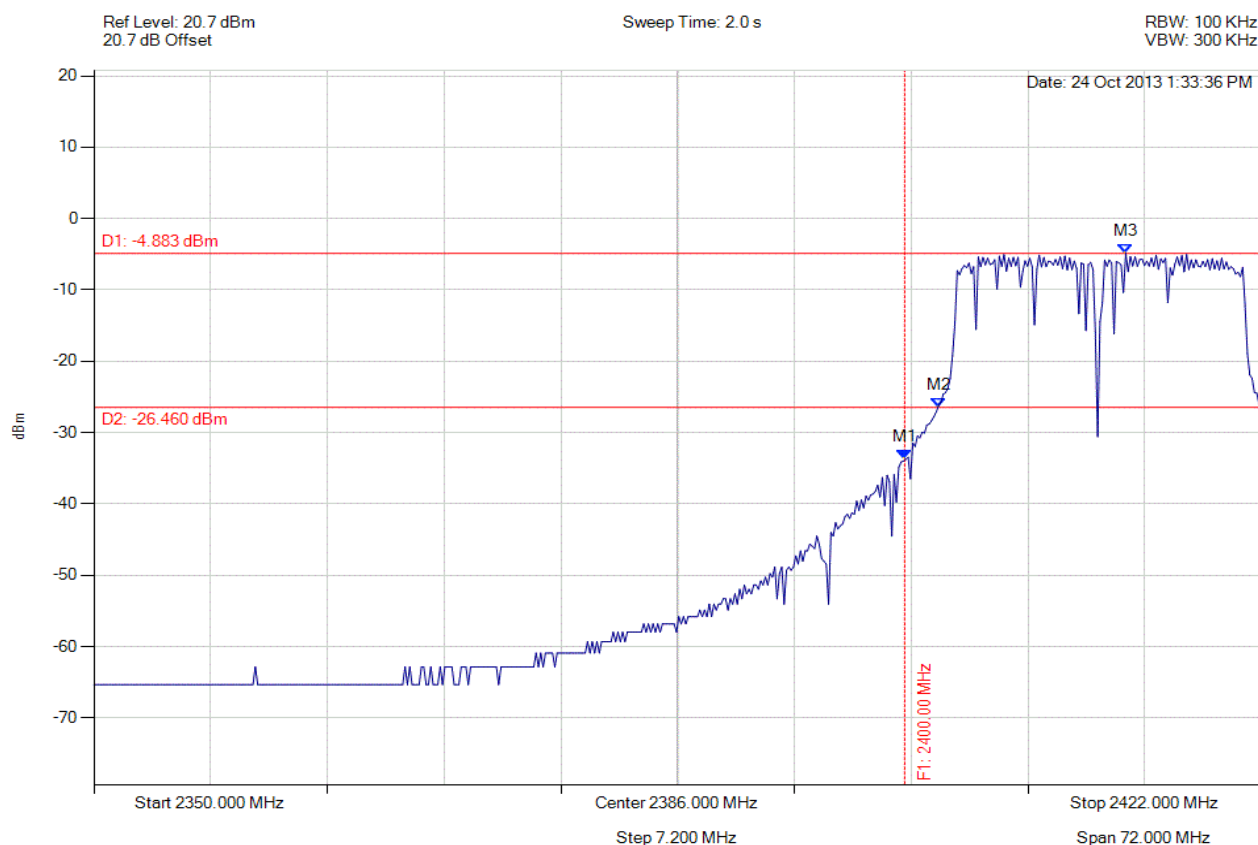


Title: Xirrus Inc. XI-AC1300, XI-AC867
To: FCC 47 CFR Part 15.247 & IC RSS-210
Serial #: XIRR04-U3 Rev A
Issue Date: 29th April 2014
Page: 289 of 572



CONDUCTED LOW BAND-EDGE EMISSIONS - AVERAGE

Variant: 802.11n HT-20, Channel: 2412.00 MHz, Chain a, Temp: Ambient, Voltage: 56 Vdc



Analyser Setup	Marker : Frequency : Amplitude	Test Results
Detector = AVERAGE Sweep Count = 0 RF Atten (dB) = 10 Trace Mode = VIEW	M1 : 2400.000 MHz : -33.727 dBm M2 : 2402.088 MHz : -26.460 dBm M3 : 2413.631 MHz : -4.883 dBm	Channel Frequency: 2412.00 MHz

[Back to the Matrix](#)

This test report may be reproduced in full only. The document may only be updated by MiCOM Labs personnel. Any changes will be noted in the Document History section of the report.

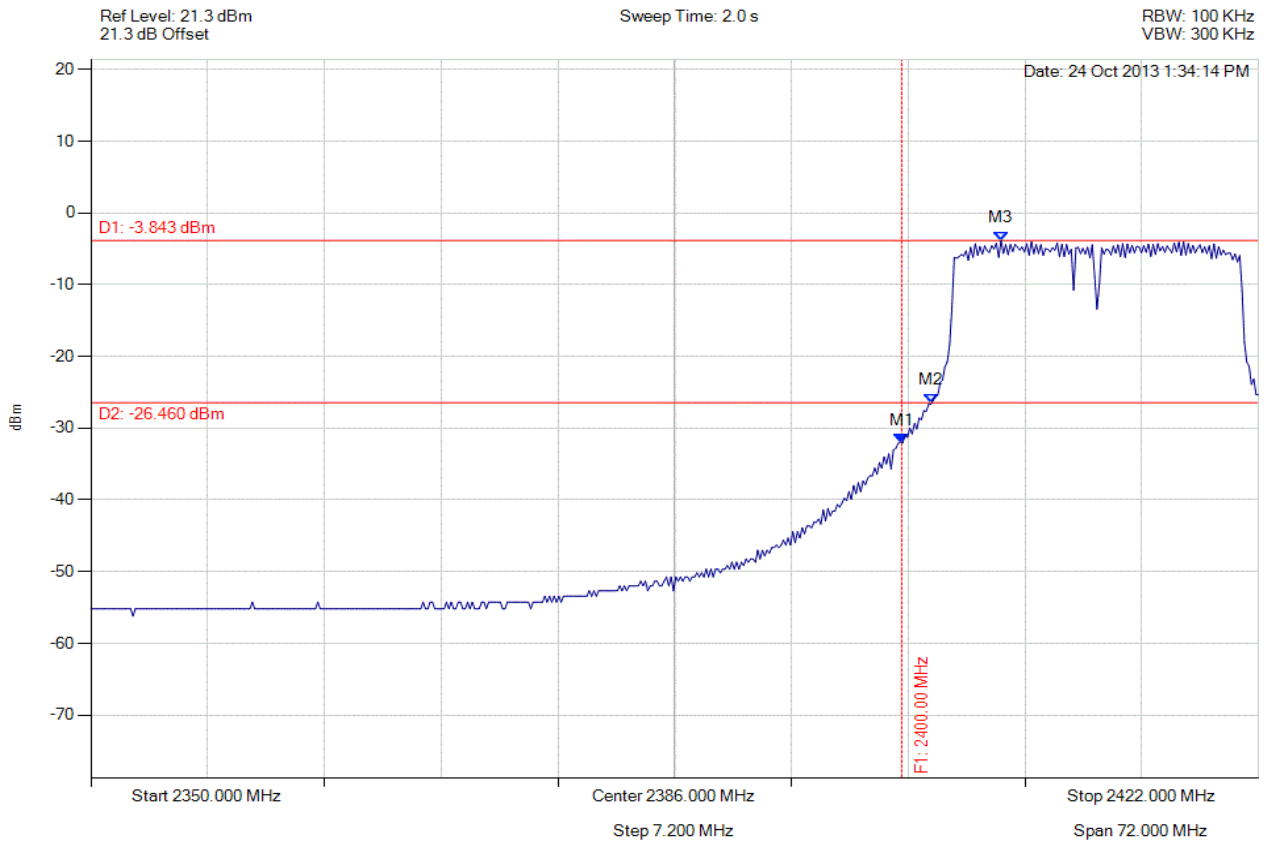


Title: Xirrus Inc. XI-AC1300, XI-AC867
To: FCC 47 CFR Part 15.247 & IC RSS-210
Serial #: XIRR04-U3 Rev A
Issue Date: 29th April 2014
Page: 290 of 572



CONDUCTED LOW BAND-EDGE EMISSIONS - AVERAGE

Variant: 802.11n HT-20, Channel: 2412.00 MHz, Chain b, Temp: Ambient, Voltage: 56 Vdc



Analyser Setup	Marker : Frequency : Amplitude	Test Results
Detector = AVERAGE Sweep Count = 0 RF Atten (dB) = 20 Trace Mode = VIEW	M1 : 2400.000 MHz : -32.054 dBm M2 : 2401.800 MHz : -26.460 dBm M3 : 2406.128 MHz : -3.843 dBm	Channel Frequency: 2412.00 MHz

[Back to the Matrix](#)

This test report may be reproduced in full only. The document may only be updated by MiCOM Labs personnel. Any changes will be noted in the Document History section of the report.

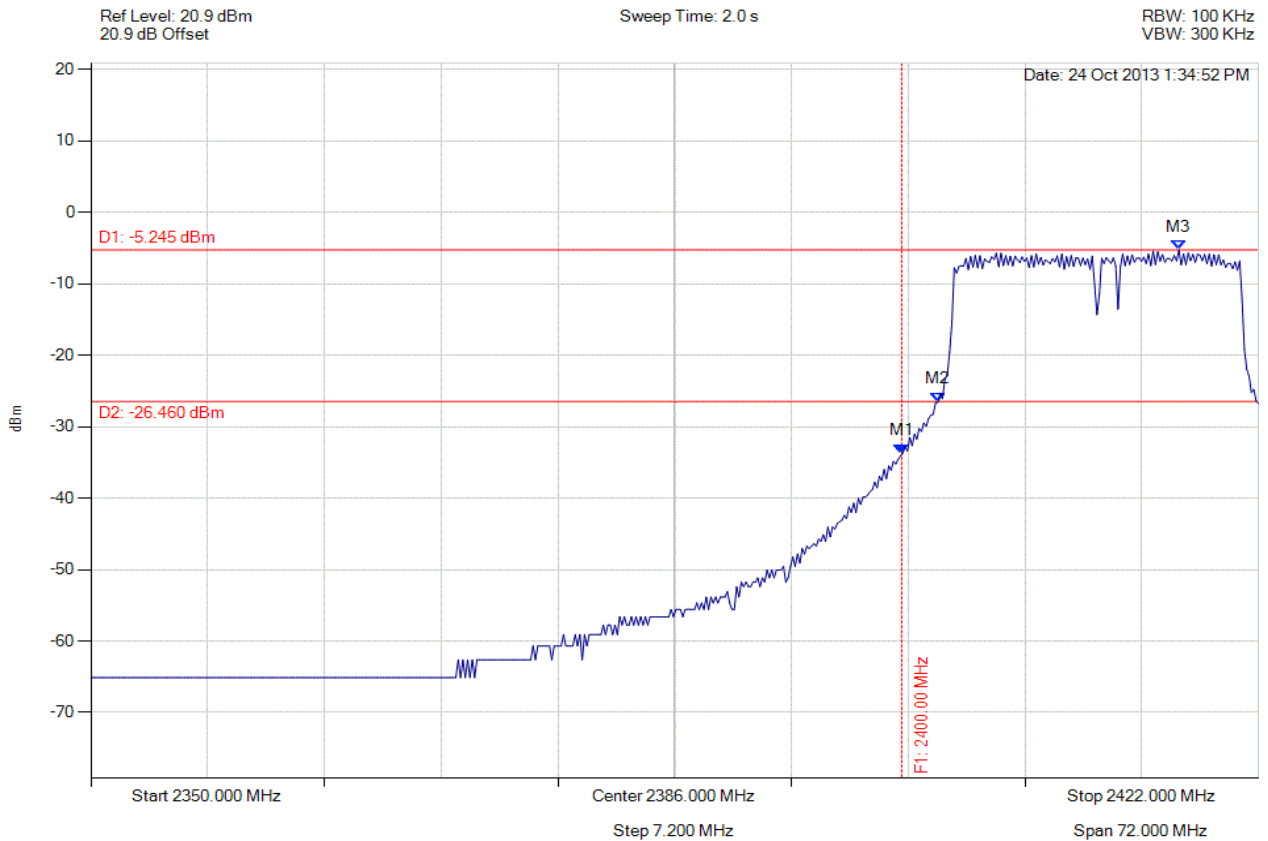


Title: Xirrus Inc. XI-AC1300, XI-AC867
To: FCC 47 CFR Part 15.247 & IC RSS-210
Serial #: XIRR04-U3 Rev A
Issue Date: 29th April 2014
Page: 291 of 572



CONDUCTED LOW BAND-EDGE EMISSIONS - AVERAGE

Variant: 802.11n HT-20, Channel: 2412.00 MHz, Chain c, Temp: Ambient, Voltage: 56 Vdc



Analyser Setup	Marker : Frequency : Amplitude	Test Results
Detector = AVERAGE Sweep Count = 0 RF Atten (dB) = 10 Trace Mode = VIEW	M1 : 2400.000 MHz : -33.681 dBm M2 : 2402.232 MHz : -26.460 dBm M3 : 2417.094 MHz : -5.245 dBm	Channel Frequency: 2412.00 MHz

[Back to the Matrix](#)

This test report may be reproduced in full only. The document may only be updated by MiCOM Labs personnel. Any changes will be noted in the Document History section of the report.

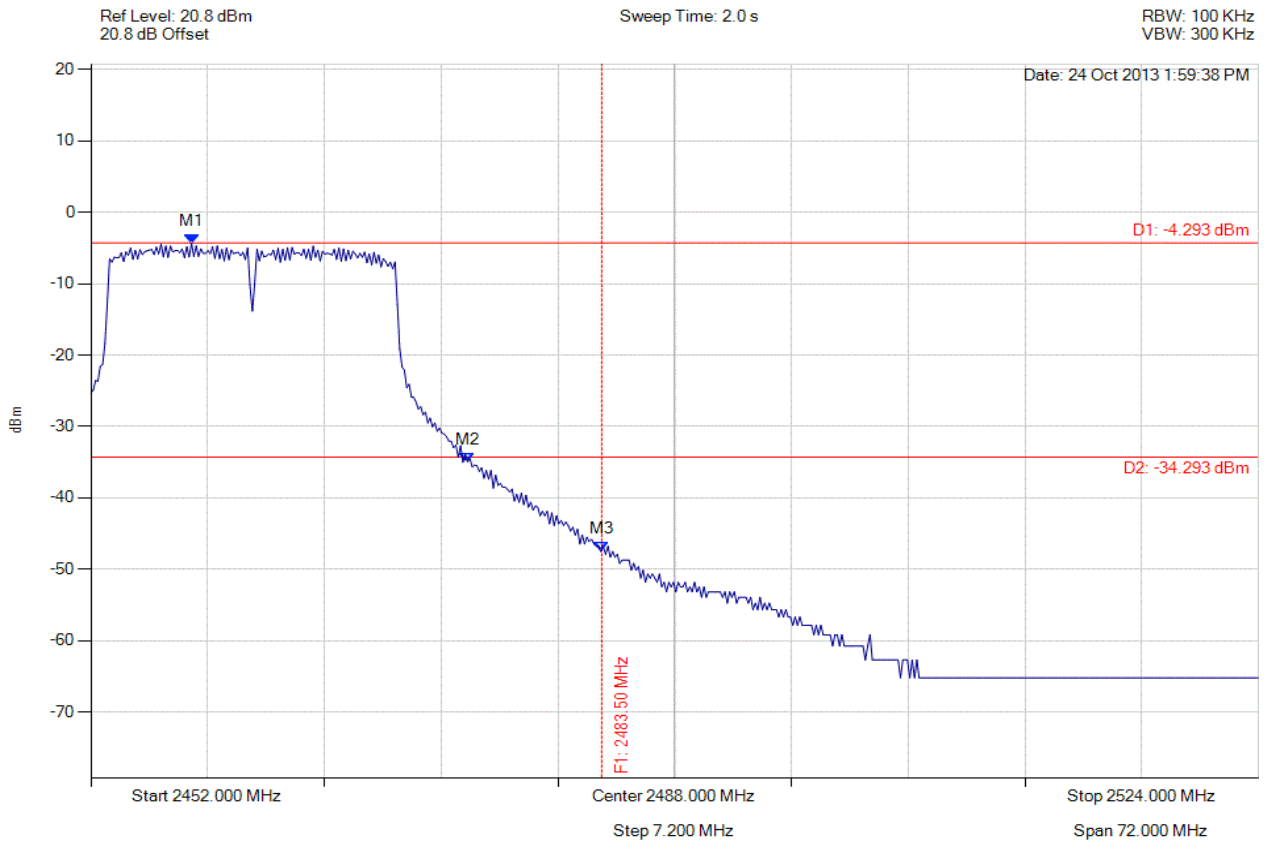


Title: Xirrus Inc. XI-AC1300, XI-AC867
To: FCC 47 CFR Part 15.247 & IC RSS-210
Serial #: XIRR04-U3 Rev A
Issue Date: 29th April 2014
Page: 292 of 572



CONDUCTED HIGH BAND-EDGE EMISSIONS - AVERAGE

Variant: 802.11n HT-20, Channel: 2462.00 MHz, Chain a, Temp: Ambient, Voltage: 56 Vdc



Analyser Setup	Marker : Frequency : Amplitude	Test Results
Detector = AVERAGE Sweep Count = 0 RF Atten (dB) = 10 Trace Mode = VIEW	M1 : 2458.204 MHz : -4.293 dBm M2 : 2475.230 MHz : -34.941 dBm M3 : 2483.500 MHz : -47.531 dBm	Channel Frequency: 2462.00 MHz

[Back to the Matrix](#)

This test report may be reproduced in full only. The document may only be updated by MiCOM Labs personnel. Any changes will be noted in the Document History section of the report.

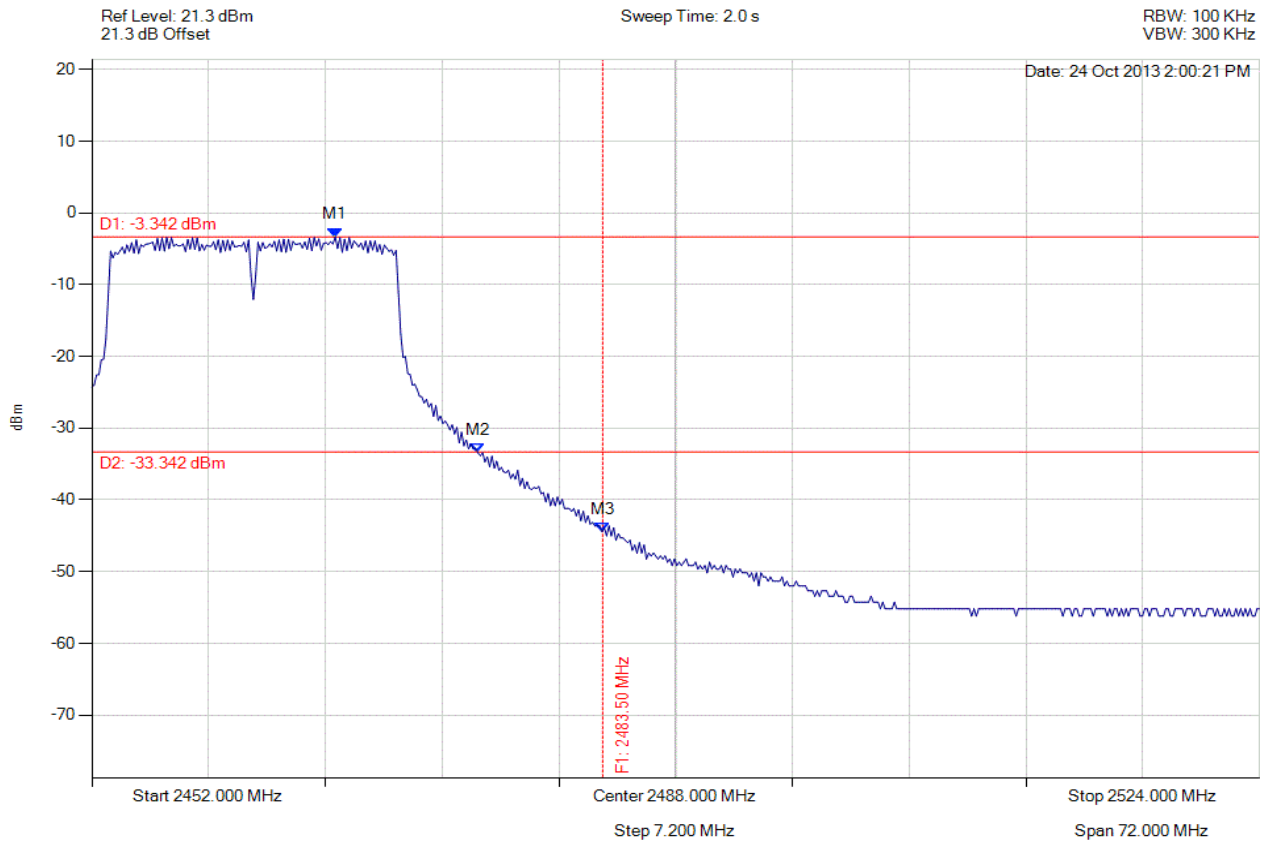


Title: Xirrus Inc. XI-AC1300, XI-AC867
To: FCC 47 CFR Part 15.247 & IC RSS-210
Serial #: XIRR04-U3 Rev A
Issue Date: 29th April 2014
Page: 293 of 572



CONDUCTED HIGH BAND-EDGE EMISSIONS - AVERAGE

Variant: 802.11n HT-20, Channel: 2462.00 MHz, Chain b, Temp: Ambient, Voltage: 56 Vdc



Analyser Setup	Marker : Frequency : Amplitude	Test Results
Detector = AVERAGE Sweep Count = 0 RF Atten (dB) = 20 Trace Mode = VIEW	M1 : 2467.006 MHz : -3.342 dBm M2 : 2475.808 MHz : -33.437 dBm M3 : 2483.500 MHz : -44.438 dBm	Channel Frequency: 2462.00 MHz

[Back to the Matrix](#)

This test report may be reproduced in full only. The document may only be updated by MiCOM Labs personnel. Any changes will be noted in the Document History section of the report.

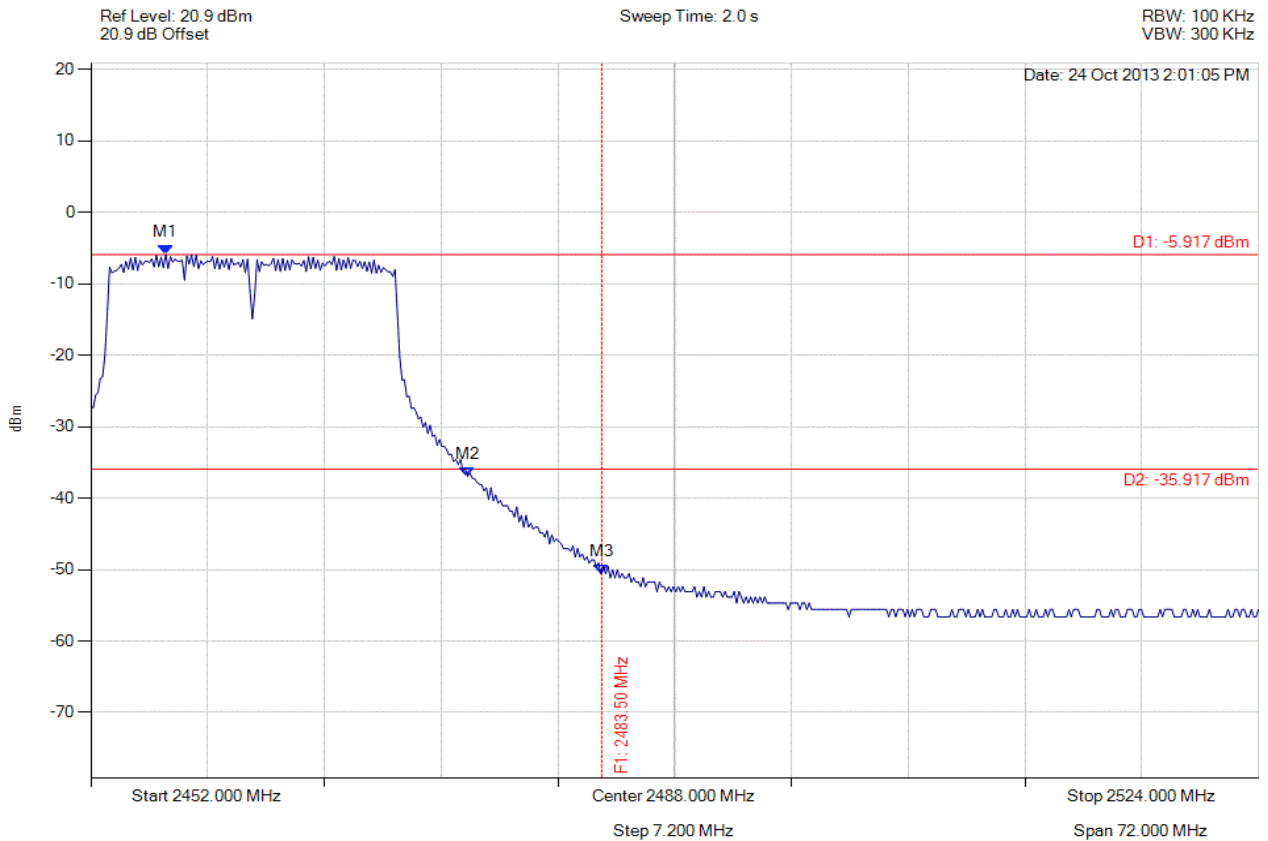


Title: Xirrus Inc. XI-AC1300, XI-AC867
To: FCC 47 CFR Part 15.247 & IC RSS-210
Serial #: XIRR04-U3 Rev A
Issue Date: 29th April 2014
Page: 294 of 572



CONDUCTED HIGH BAND-EDGE EMISSIONS - AVERAGE

Variant: 802.11n HT-20, Channel: 2462.00 MHz, Chain c, Temp: Ambient, Voltage: 56 Vdc



Analyser Setup	Marker : Frequency : Amplitude	Test Results
Detector = AVERAGE Sweep Count = 0 RF Atten (dB) = 20 Trace Mode = VIEW	M1 : 2456.617 MHz : -5.917 dBm M2 : 2475.230 MHz : -36.936 dBm M3 : 2483.500 MHz : -50.583 dBm	Channel Frequency: 2462.00 MHz

[Back to the Matrix](#)

This test report may be reproduced in full only. The document may only be updated by MiCOM Labs personnel. Any changes will be noted in the Document History section of the report.

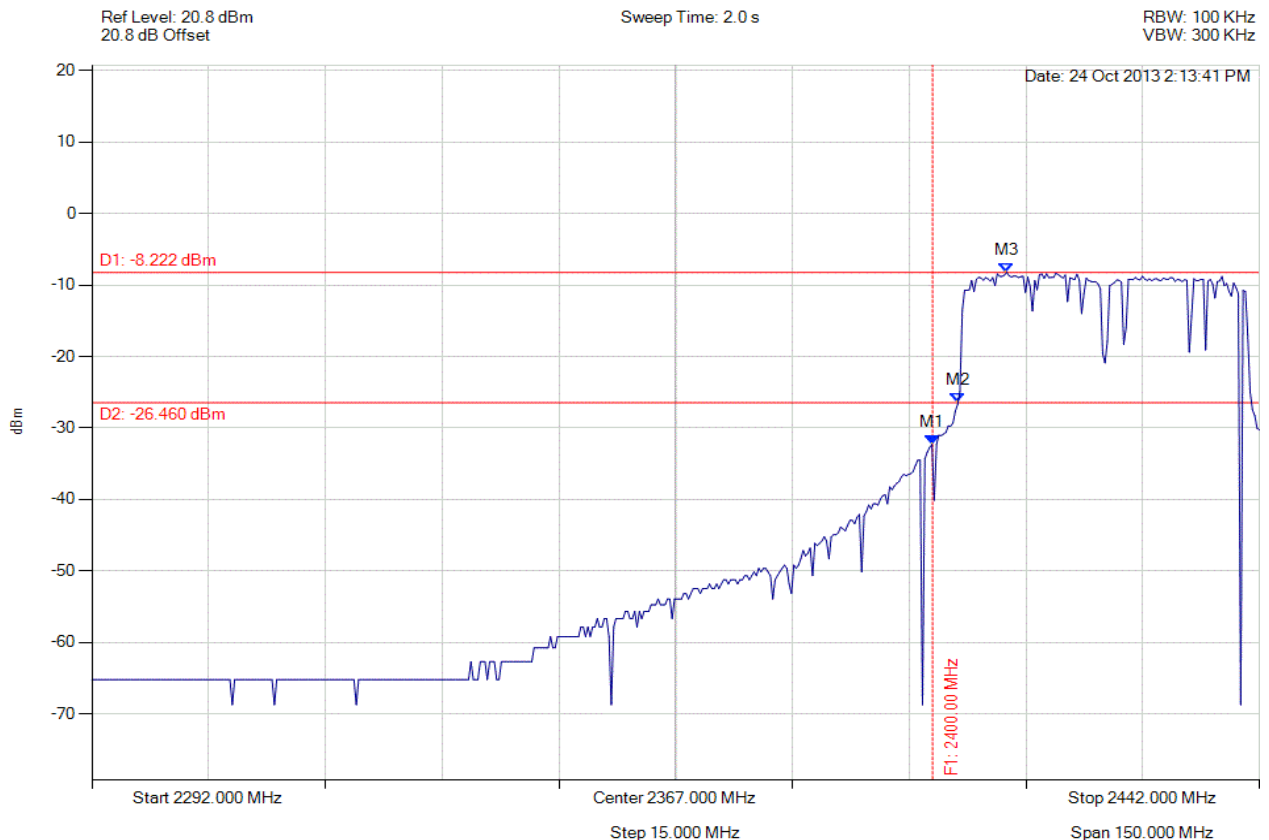


Title: Xirrus Inc. XI-AC1300, XI-AC867
To: FCC 47 CFR Part 15.247 & IC RSS-210
Serial #: XIRR04-U3 Rev A
Issue Date: 29th April 2014
Page: 295 of 572



CONDUCTED LOW BAND-EDGE EMISSIONS - AVERAGE

Variant: 802.11n HT-40, Channel: 2422.00 MHz, Chain a, Temp: Ambient, Voltage: 56 Vdc



Analyser Setup	Marker : Frequency : Amplitude	Test Results
Detector = AVERAGE Sweep Count = 0 RF Atten (dB) = 10 Trace Mode = VIEW	M1 : 2400.000 MHz : -32.288 dBm M2 : 2403.222 MHz : -26.460 dBm M3 : 2409.535 MHz : -8.222 dBm	Channel Frequency: 2422.00 MHz

[Back to the Matrix](#)

This test report may be reproduced in full only. The document may only be updated by MiCOM Labs personnel. Any changes will be noted in the Document History section of the report.

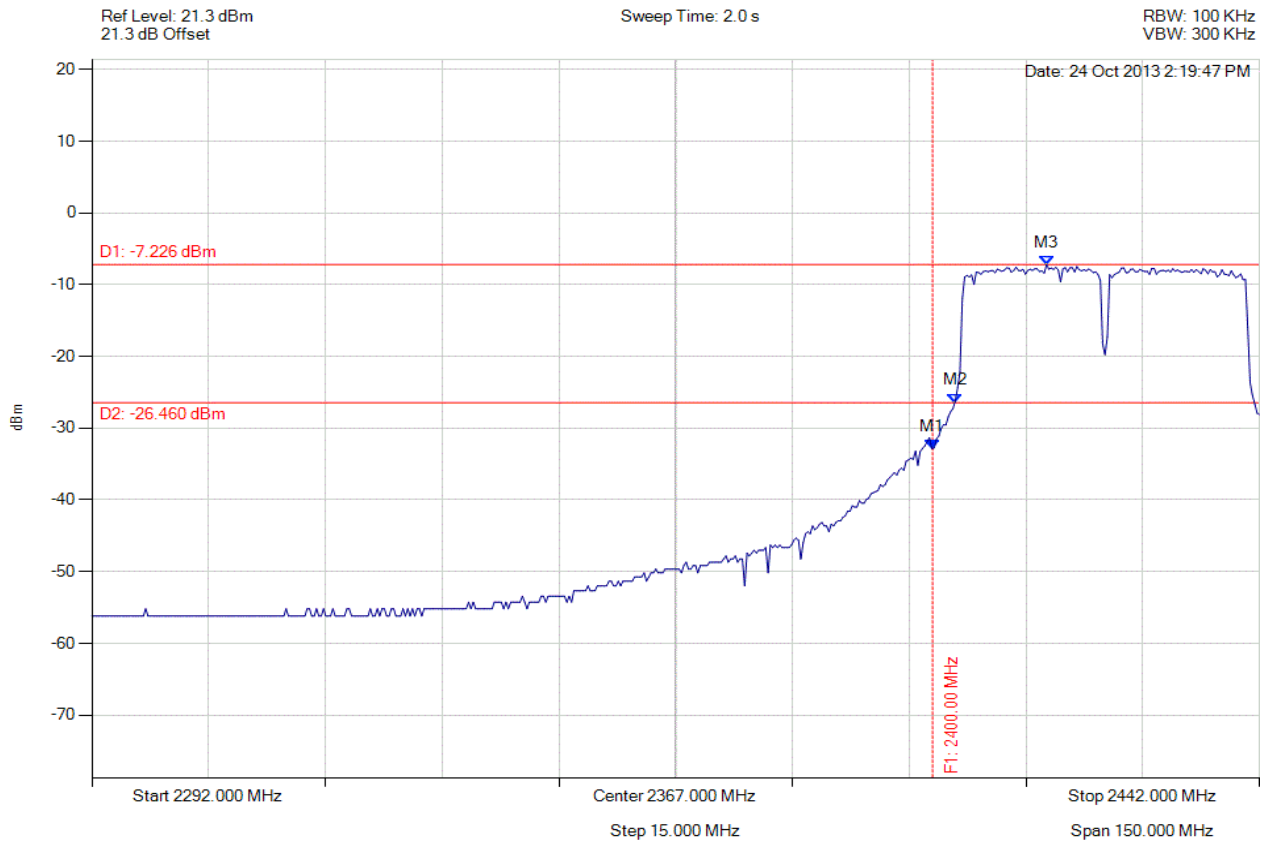


Title: Xirrus Inc. XI-AC1300, XI-AC867
To: FCC 47 CFR Part 15.247 & IC RSS-210
Serial #: XIRR04-U3 Rev A
Issue Date: 29th April 2014
Page: 296 of 572



CONDUCTED LOW BAND-EDGE EMISSIONS - AVERAGE

Variant: 802.11n HT-40, Channel: 2422.00 MHz, Chain b, Temp: Ambient, Voltage: 56 Vdc



Analyser Setup	Marker : Frequency : Amplitude	Test Results
Detector = AVERAGE Sweep Count = 0 RF Atten (dB) = 20 Trace Mode = VIEW	M1 : 2400.000 MHz : -32.902 dBm M2 : 2402.922 MHz : -26.460 dBm M3 : 2414.645 MHz : -7.226 dBm	Channel Frequency: 2422.00 MHz

[Back to the Matrix](#)

This test report may be reproduced in full only. The document may only be updated by MiCOM Labs personnel. Any changes will be noted in the Document History section of the report.

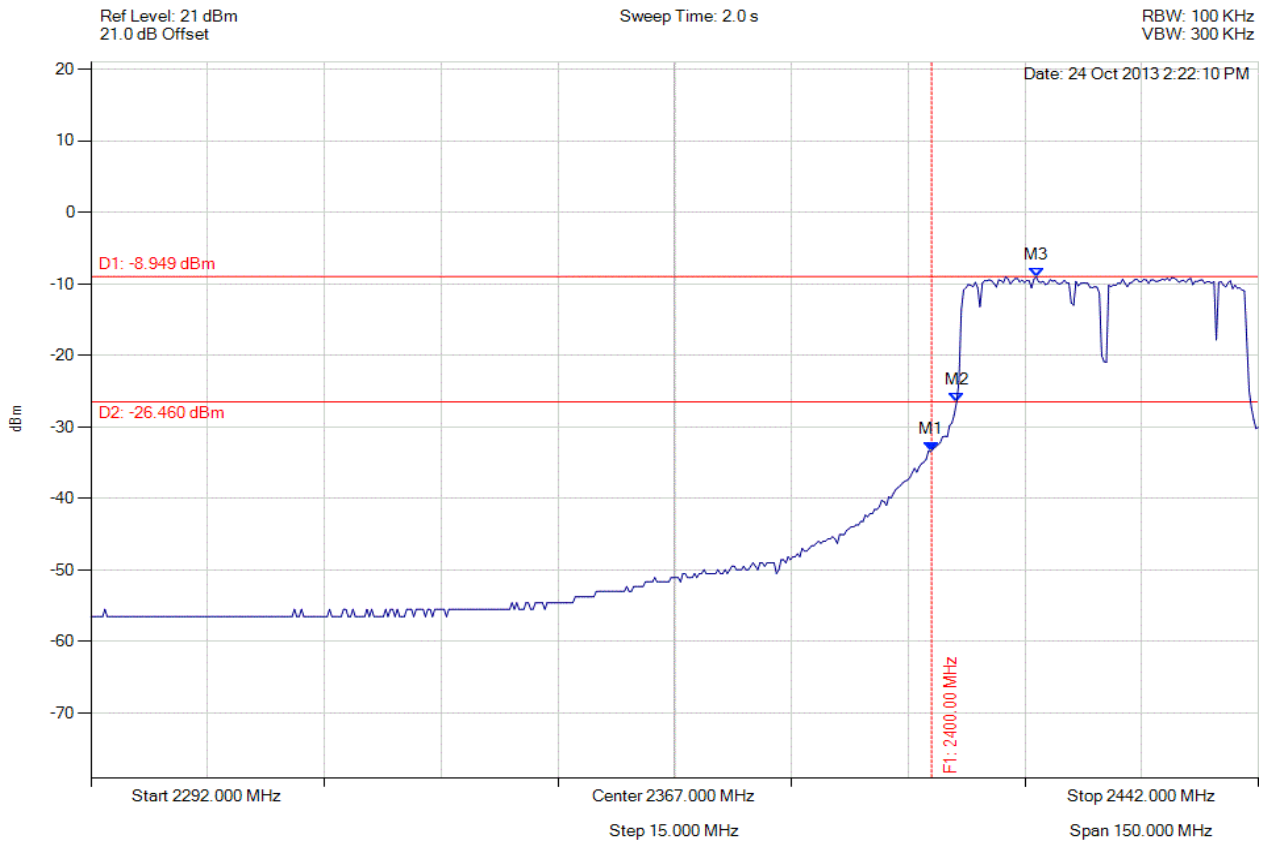


Title: Xirrus Inc. XI-AC1300, XI-AC867
To: FCC 47 CFR Part 15.247 & IC RSS-210
Serial #: XIRR04-U3 Rev A
Issue Date: 29th April 2014
Page: 297 of 572



CONDUCTED LOW BAND-EDGE EMISSIONS - AVERAGE

Variant: 802.11n HT-40, Channel: 2422.00 MHz, Chain c, Temp: Ambient, Voltage: 56 Vdc



Analyser Setup	Marker : Frequency : Amplitude	Test Results
Detector = AVERAGE Sweep Count = 0 RF Atten (dB) = 20 Trace Mode = VIEW	M1 : 2400.000 MHz : -33.427 dBm M2 : 2403.222 MHz : -26.460 dBm M3 : 2413.443 MHz : -8.949 dBm	Channel Frequency: 2422.00 MHz

[Back to the Matrix](#)

This test report may be reproduced in full only. The document may only be updated by MiCOM Labs personnel. Any changes will be noted in the Document History section of the report.

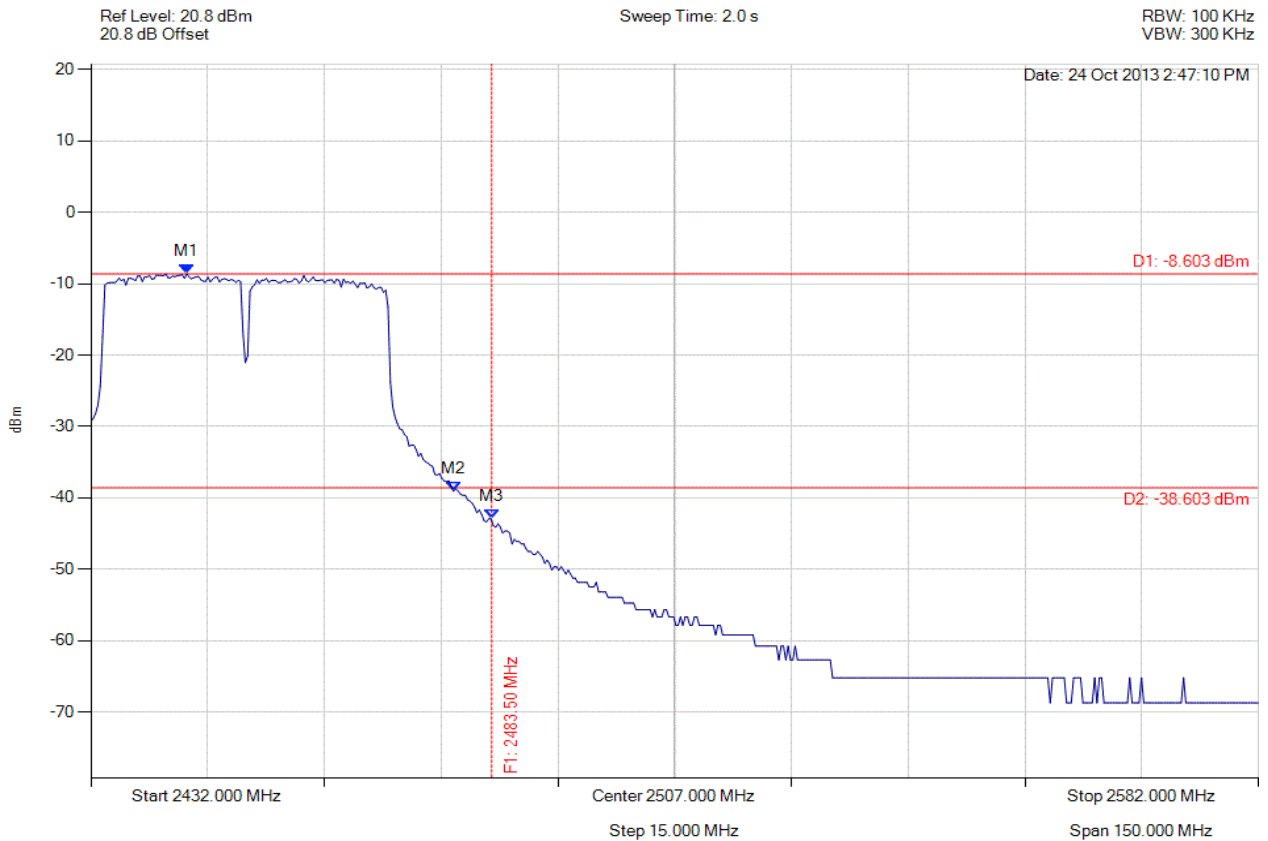


Title: Xirrus Inc. XI-AC1300, XI-AC867
To: FCC 47 CFR Part 15.247 & IC RSS-210
Serial #: XIRR04-U3 Rev A
Issue Date: 29th April 2014
Page: 298 of 572



CONDUCTED HIGH BAND-EDGE EMISSIONS - AVERAGE

Variant: 802.11n HT-40, Channel: 2452.00 MHz, Chain a, Temp: Ambient, Voltage: 56 Vdc



Analyser Setup	Marker : Frequency : Amplitude	Test Results
Detector = AVERAGE Sweep Count = 0 RF Atten (dB) = 10 Trace Mode = VIEW	M1 : 2444.325 MHz : -8.603 dBm M2 : 2478.593 MHz : -39.059 dBm M3 : 2483.500 MHz : -42.944 dBm	Channel Frequency: 2452.00 MHz

[Back to the Matrix](#)

This test report may be reproduced in full only. The document may only be updated by MiCOM Labs personnel. Any changes will be noted in the Document History section of the report.

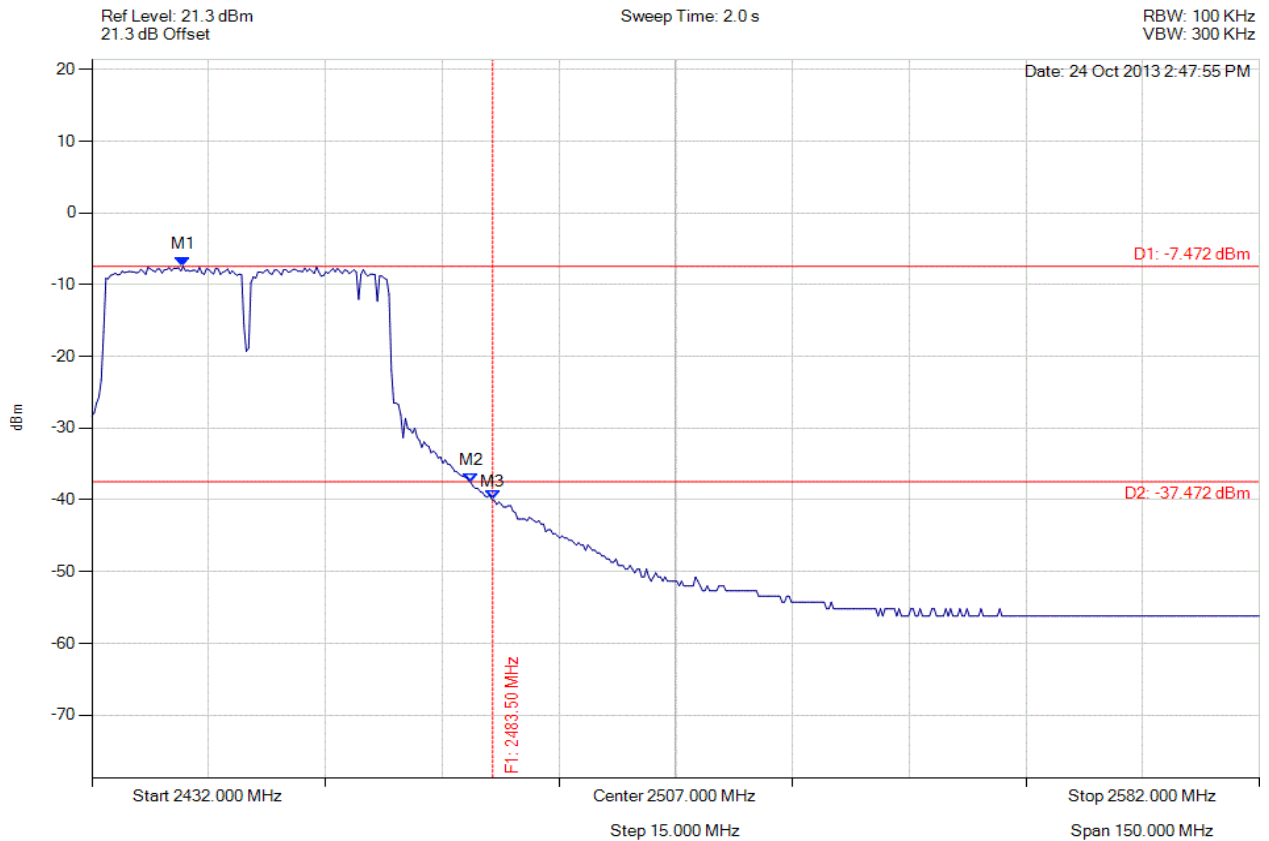


Title: Xirrus Inc. XI-AC1300, XI-AC867
To: FCC 47 CFR Part 15.247 & IC RSS-210
Serial #: XIRR04-U3 Rev A
Issue Date: 29th April 2014
Page: 299 of 572



CONDUCTED HIGH BAND-EDGE EMISSIONS - AVERAGE

Variant: 802.11n HT-40, Channel: 2452.00 MHz, Chain b, Temp: Ambient, Voltage: 56 Vdc



Analyser Setup	Marker : Frequency : Amplitude	Test Results
Detector = AVERAGE Sweep Count = 0 RF Atten (dB) = 20 Trace Mode = VIEW	M1 : 2443.723 MHz : -7.472 dBm M2 : 2480.697 MHz : -37.615 dBm M3 : 2483.500 MHz : -39.945 dBm	Channel Frequency: 2452.00 MHz

[Back to the Matrix](#)

This test report may be reproduced in full only. The document may only be updated by MiCOM Labs personnel. Any changes will be noted in the Document History section of the report.

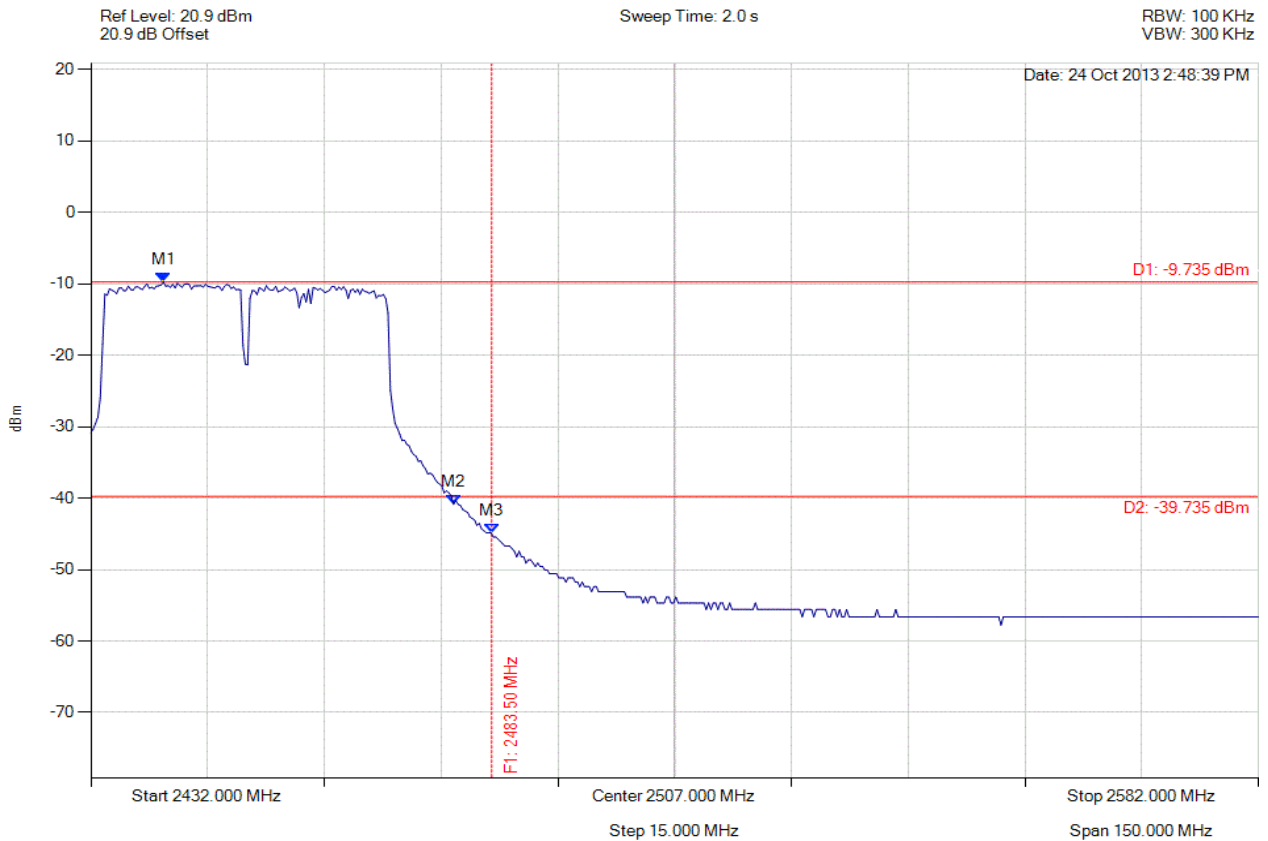


Title: Xirrus Inc. XI-AC1300, XI-AC867
To: FCC 47 CFR Part 15.247 & IC RSS-210
Serial #: XIRR04-U3 Rev A
Issue Date: 29th April 2014
Page: 300 of 572



CONDUCTED HIGH BAND-EDGE EMISSIONS - AVERAGE

Variant: 802.11n HT-40, Channel: 2452.00 MHz, Chain c, Temp: Ambient, Voltage: 56 Vdc



Analyser Setup	Marker : Frequency : Amplitude	Test Results
Detector = AVERAGE Sweep Count = 0 RF Atten (dB) = 20 Trace Mode = VIEW	M1 : 2441.319 MHz : -9.735 dBm M2 : 2478.593 MHz : -40.861 dBm M3 : 2483.500 MHz : -44.838 dBm	Channel Frequency: 2452.00 MHz

[Back to the Matrix](#)

This test report may be reproduced in full only. The document may only be updated by MiCOM Labs personnel. Any changes will be noted in the Document History section of the report.

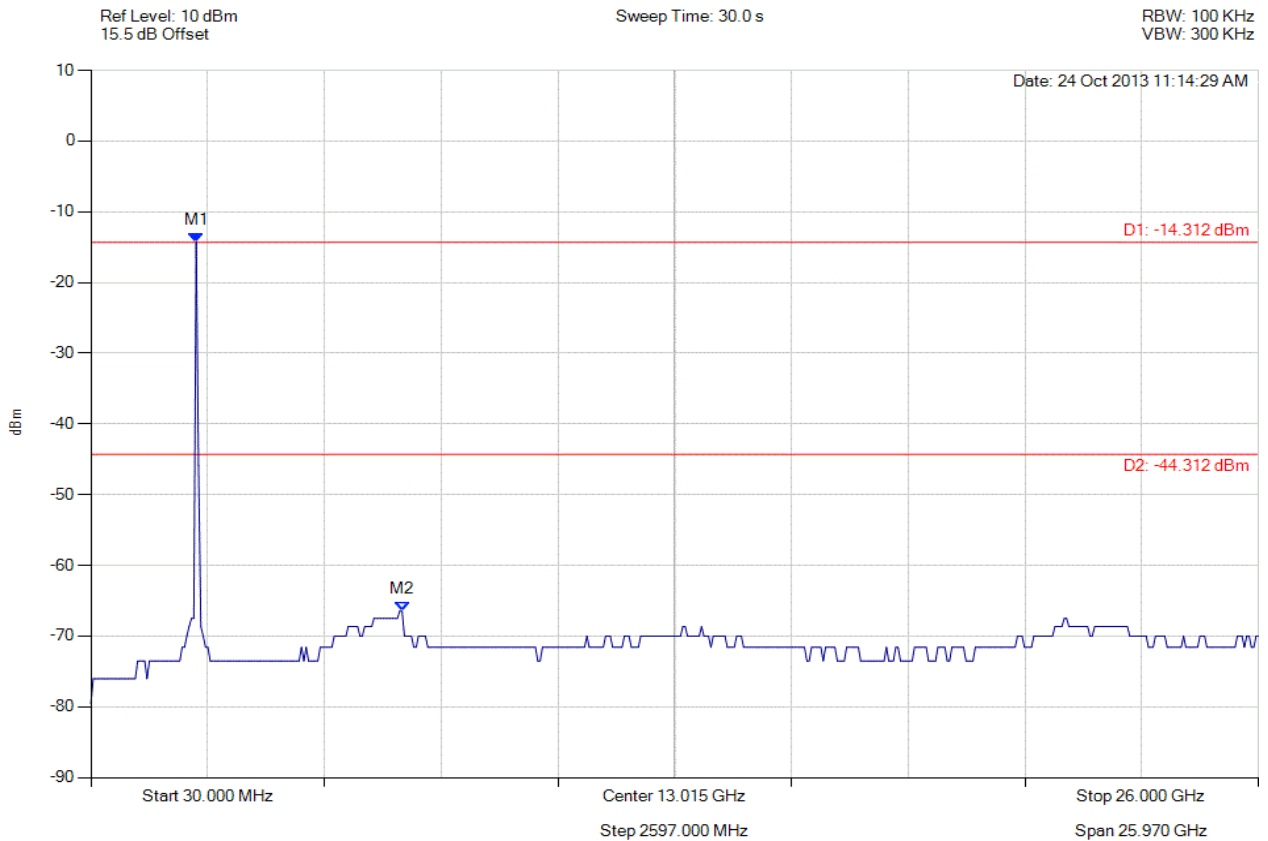


Title: Xirrus Inc. XI-AC1300, XI-AC867
To: FCC 47 CFR Part 15.247 & IC RSS-210
Serial #: XIRR04-U3 Rev A
Issue Date: 29th April 2014
Page: 301 of 572



CONDUCTED SPURIOUS EMISSIONS - AVERAGE

Variant: 802.11b, Channel: 2412.00 MHz, Chain a, Temp: Ambient, Voltage: 56 Vdc



Analyser Setup	Marker : Frequency : Amplitude	Test Results
Detector = AVERAGE Sweep Count = 0 RF Atten (dB) = 10 Trace Mode = VIEW	M1 : 2371.984 MHz : -14.312 dBm M2 : 6951.864 MHz : -66.480 dBm	Limit: -44.31 dBm Margin: -22.17 dB

[Back to the Matrix](#)

This test report may be reproduced in full only. The document may only be updated by MiCOM Labs personnel. Any changes will be noted in the Document History section of the report.

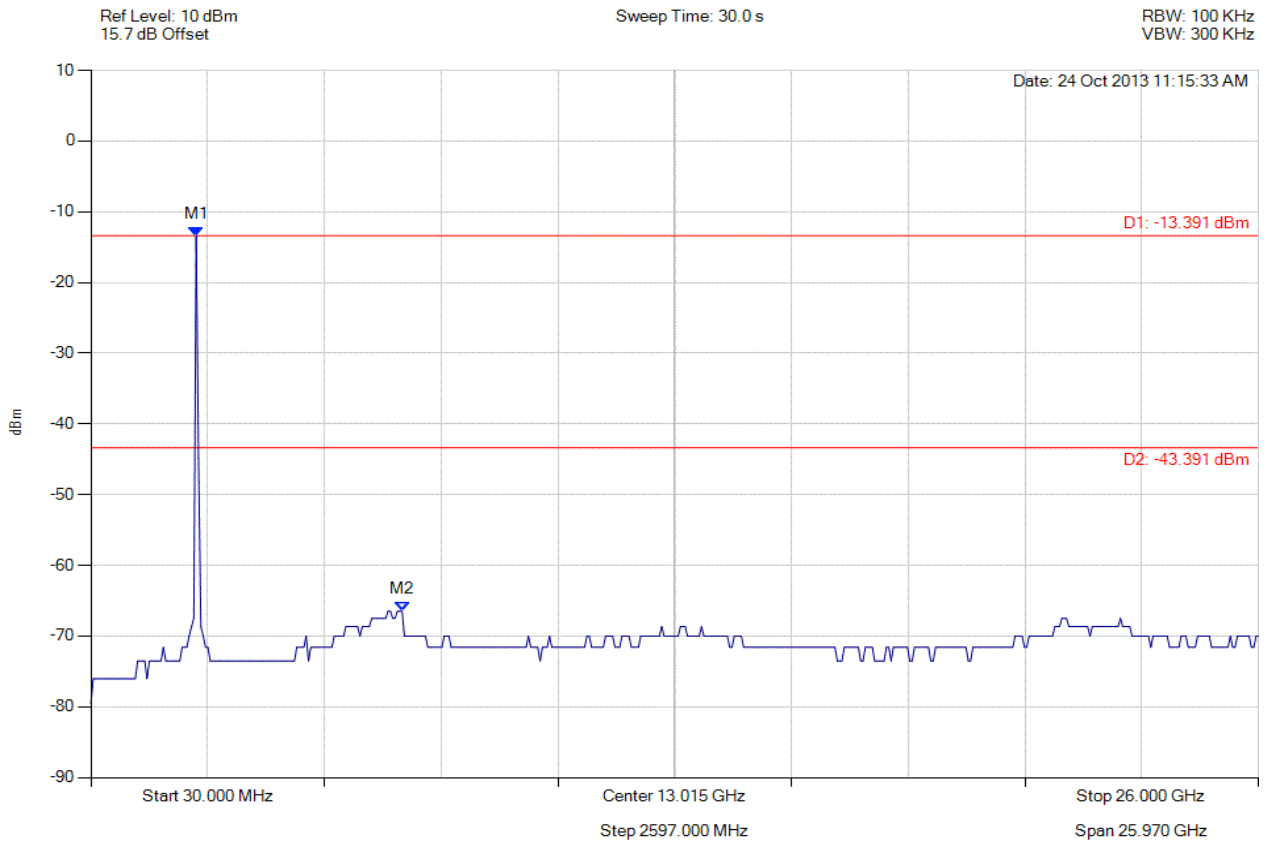


Title: Xirrus Inc. XI-AC1300, XI-AC867
To: FCC 47 CFR Part 15.247 & IC RSS-210
Serial #: XIRR04-U3 Rev A
Issue Date: 29th April 2014
Page: 302 of 572



CONDUCTED SPURIOUS EMISSIONS - AVERAGE

Variant: 802.11b, Channel: 2412.00 MHz, Chain b, Temp: Ambient, Voltage: 56 Vdc



Analyser Setup	Marker : Frequency : Amplitude	Test Results
Detector = AVERAGE Sweep Count = 0 RF Atten (dB) = 10 Trace Mode = VIEW	M1 : 2371.984 MHz : -13.391 dBm M2 : 6951.864 MHz : -66.480 dBm	Limit: -43.39 dBm Margin: -23.09 dB

[Back to the Matrix](#)

This test report may be reproduced in full only. The document may only be updated by MiCOM Labs personnel. Any changes will be noted in the Document History section of the report.

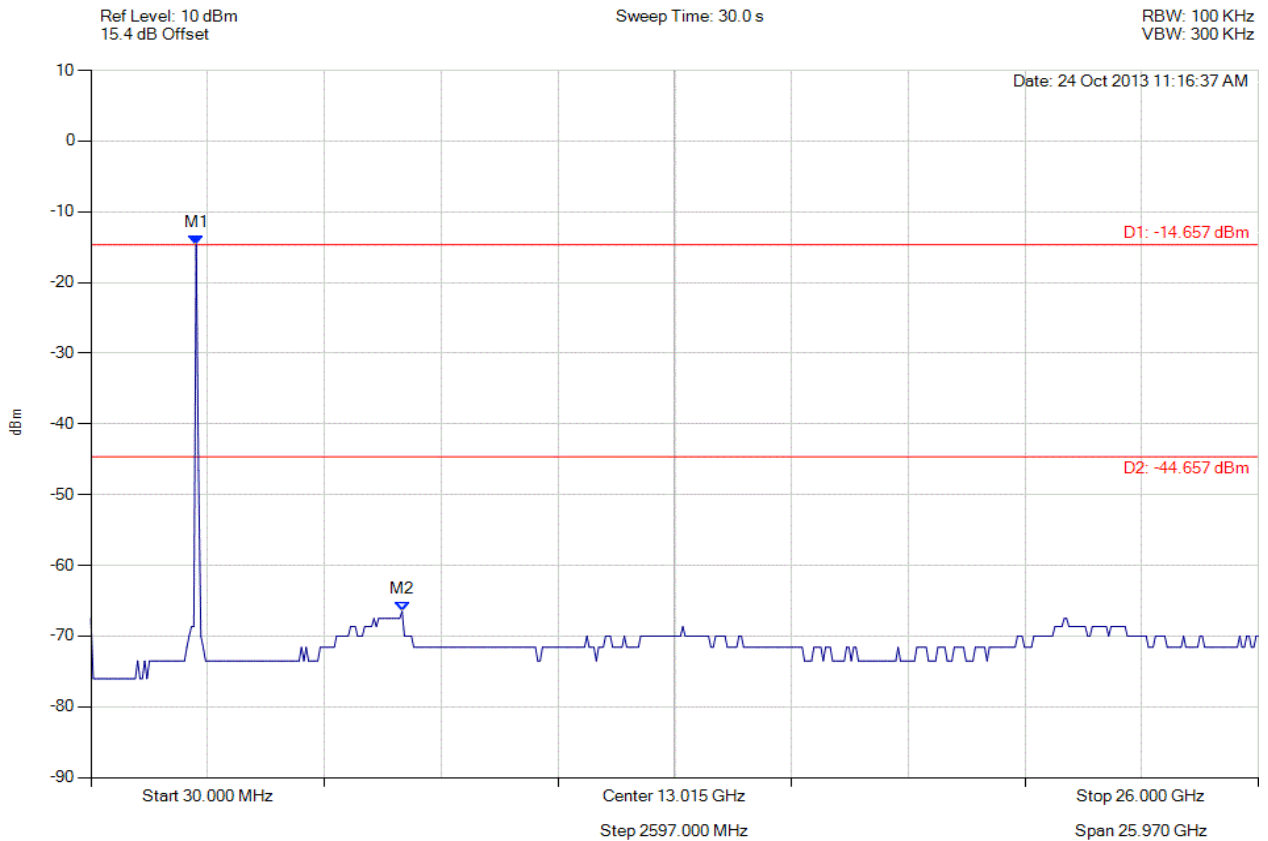


Title: Xirrus Inc. XI-AC1300, XI-AC867
To: FCC 47 CFR Part 15.247 & IC RSS-210
Serial #: XIRR04-U3 Rev A
Issue Date: 29th April 2014
Page: 303 of 572



CONDUCTED SPURIOUS EMISSIONS - AVERAGE

Variant: 802.11b, Channel: 2412.00 MHz, Chain c, Temp: Ambient, Voltage: 56 Vdc



Analyser Setup	Marker : Frequency : Amplitude	Test Results
Detector = AVERAGE Sweep Count = 0 RF Atten (dB) = 10 Trace Mode = VIEW	M1 : 2371.984 MHz : -14.657 dBm M2 : 6951.864 MHz : -66.480 dBm	Limit: -44.66 dBm Margin: -21.82 dB

[Back to the Matrix](#)

This test report may be reproduced in full only. The document may only be updated by MiCOM Labs personnel. Any changes will be noted in the Document History section of the report.

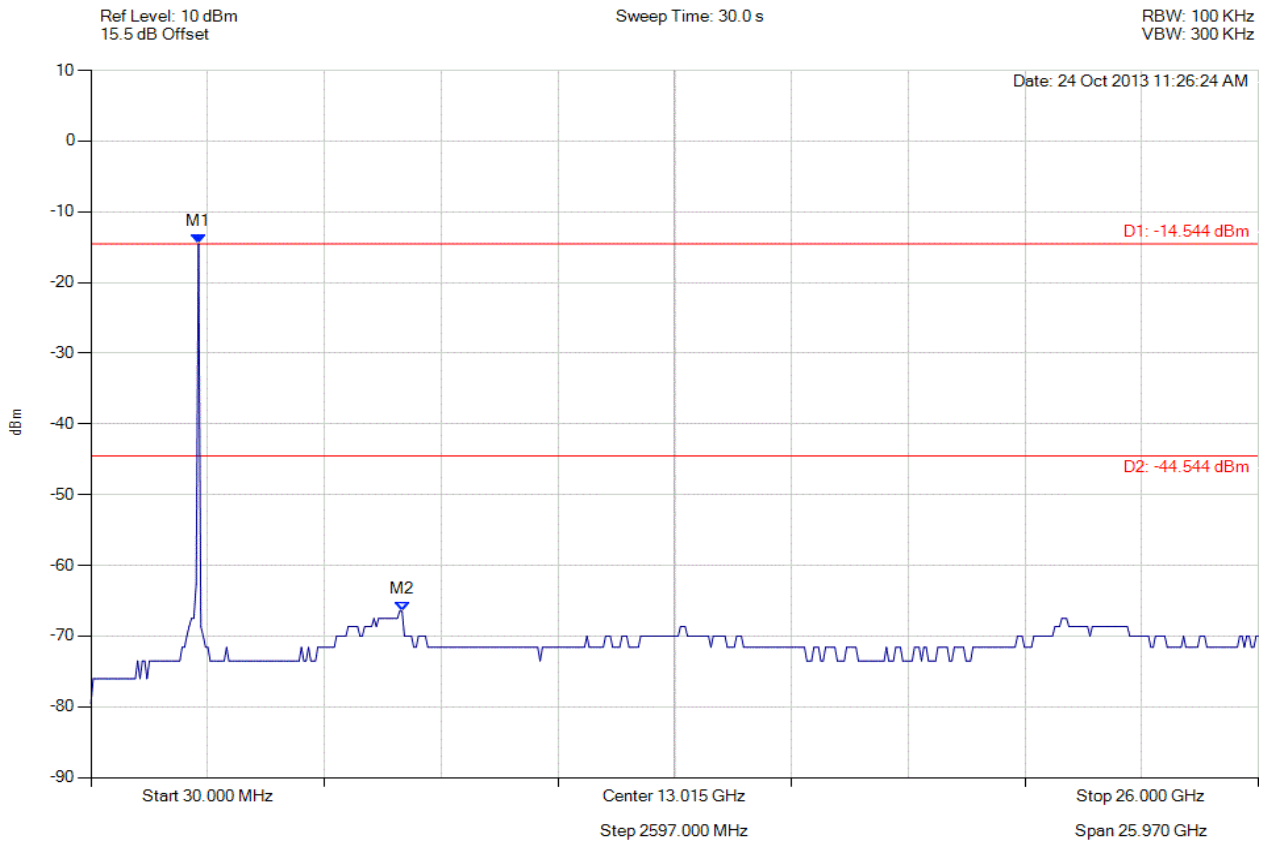


Title: Xirrus Inc. XI-AC1300, XI-AC867
To: FCC 47 CFR Part 15.247 & IC RSS-210
Serial #: XIRR04-U3 Rev A
Issue Date: 29th April 2014
Page: 304 of 572



CONDUCTED SPURIOUS EMISSIONS - AVERAGE

Variant: 802.11b, Channel: 2437.00 MHz, Chain a, Temp: Ambient, Voltage: 56 Vdc



Analyser Setup	Marker : Frequency : Amplitude	Test Results
Detector = AVERAGE Sweep Count = 0 RF Atten (dB) = 10 Trace Mode = VIEW	M1 : 2424.028 MHz : -14.544 dBm M2 : 6951.864 MHz : -66.480 dBm	Limit: -44.54 dBm Margin: -21.94 dB

[Back to the Matrix](#)

This test report may be reproduced in full only. The document may only be updated by MiCOM Labs personnel. Any changes will be noted in the Document History section of the report.

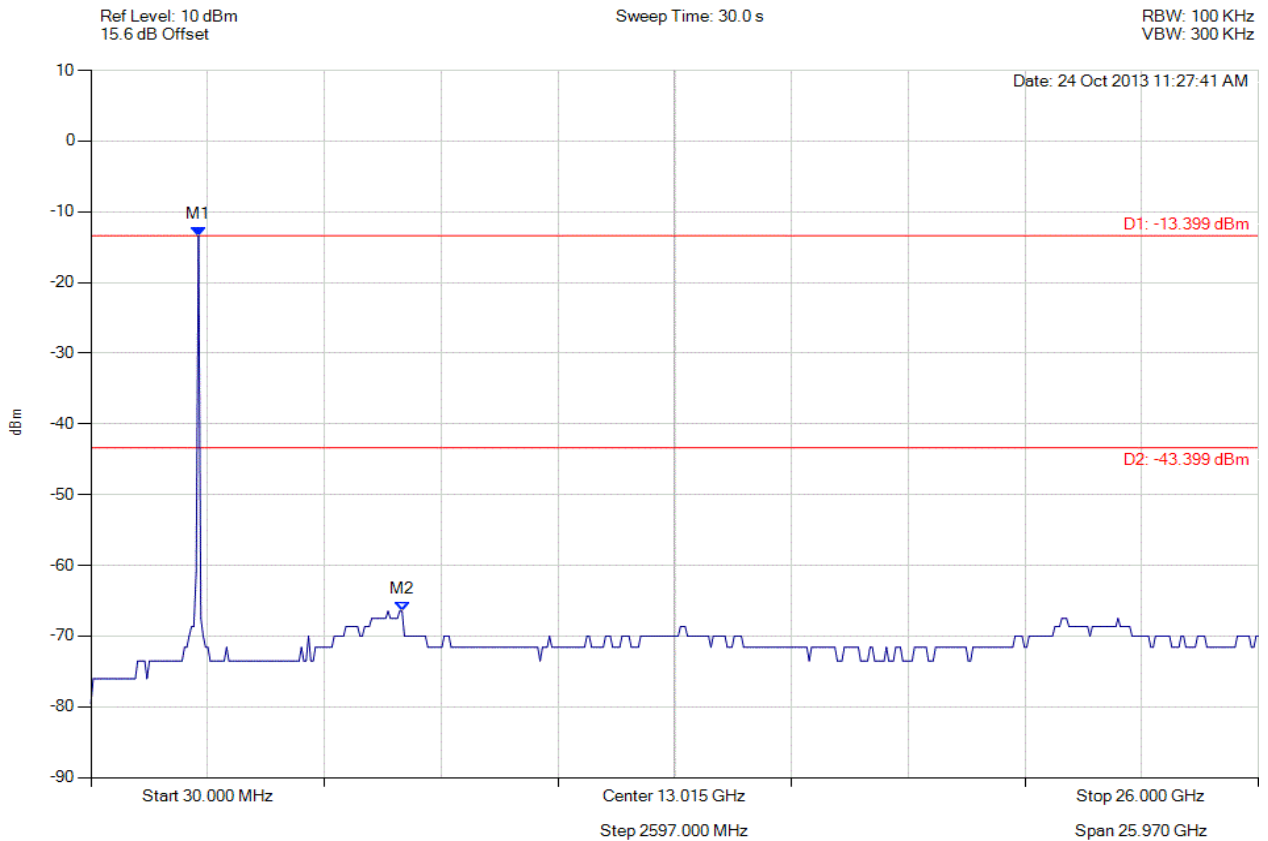


Title: Xirrus Inc. XI-AC1300, XI-AC867
To: FCC 47 CFR Part 15.247 & IC RSS-210
Serial #: XIRR04-U3 Rev A
Issue Date: 29th April 2014
Page: 305 of 572



CONDUCTED SPURIOUS EMISSIONS - AVERAGE

Variant: 802.11b, Channel: 2437.00 MHz, Chain b, Temp: Ambient, Voltage: 56 Vdc



Analyser Setup	Marker : Frequency : Amplitude	Test Results
Detector = AVERAGE Sweep Count = 0 RF Atten (dB) = 10 Trace Mode = VIEW	M1 : 2424.028 MHz : -13.399 dBm M2 : 6951.864 MHz : -66.480 dBm	Limit: -43.40 dBm Margin: -23.08 dB

[Back to the Matrix](#)

This test report may be reproduced in full only. The document may only be updated by MiCOM Labs personnel. Any changes will be noted in the Document History section of the report.

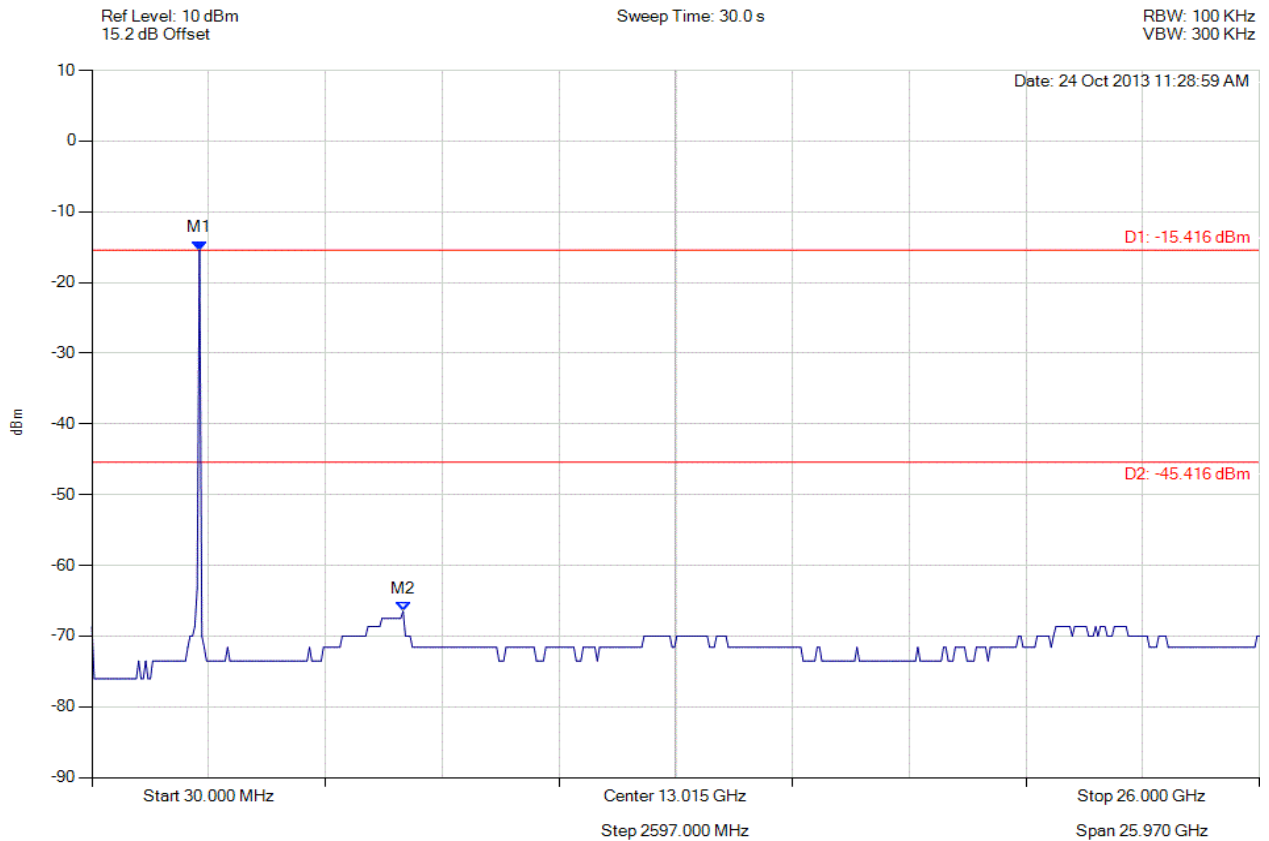


Title: Xirrus Inc. XI-AC1300, XI-AC867
To: FCC 47 CFR Part 15.247 & IC RSS-210
Serial #: XIRR04-U3 Rev A
Issue Date: 29th April 2014
Page: 306 of 572



CONDUCTED SPURIOUS EMISSIONS - AVERAGE

Variant: 802.11b, Channel: 2437.00 MHz, Chain c, Temp: Ambient, Voltage: 56 Vdc



Analyser Setup	Marker : Frequency : Amplitude	Test Results
Detector = AVERAGE Sweep Count = 0 RF Atten (dB) = 10 Trace Mode = VIEW	M1 : 2424.028 MHz : -15.416 dBm M2 : 6951.864 MHz : -66.480 dBm	Limit: -45.42 dBm Margin: -21.06 dB

[Back to the Matrix](#)

This test report may be reproduced in full only. The document may only be updated by MiCOM Labs personnel. Any changes will be noted in the Document History section of the report.

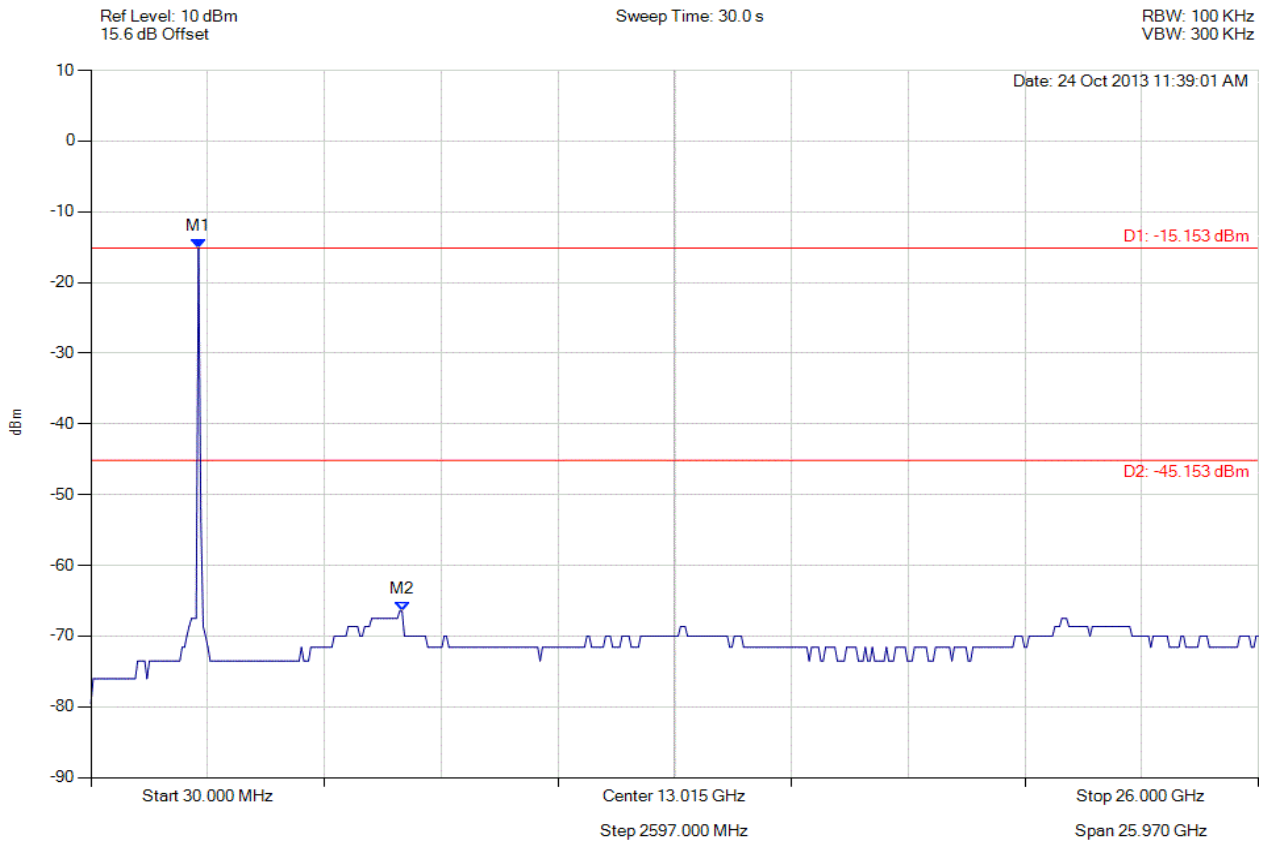


Title: Xirrus Inc. XI-AC1300, XI-AC867
To: FCC 47 CFR Part 15.247 & IC RSS-210
Serial #: XIRR04-U3 Rev A
Issue Date: 29th April 2014
Page: 307 of 572



CONDUCTED SPURIOUS EMISSIONS - AVERAGE

Variant: 802.11b, Channel: 2462.00 MHz, Chain a, Temp: Ambient, Voltage: 56 Vdc



Analyser Setup	Marker : Frequency : Amplitude	Test Results
Detector = AVERAGE Sweep Count = 0 RF Atten (dB) = 10 Trace Mode = VIEW	M1 : 2424.028 MHz : -15.153 dBm M2 : 6951.864 MHz : -66.480 dBm	Limit: -45.15 dBm Margin: -21.33 dB

[Back to the Matrix](#)

This test report may be reproduced in full only. The document may only be updated by MiCOM Labs personnel. Any changes will be noted in the Document History section of the report.

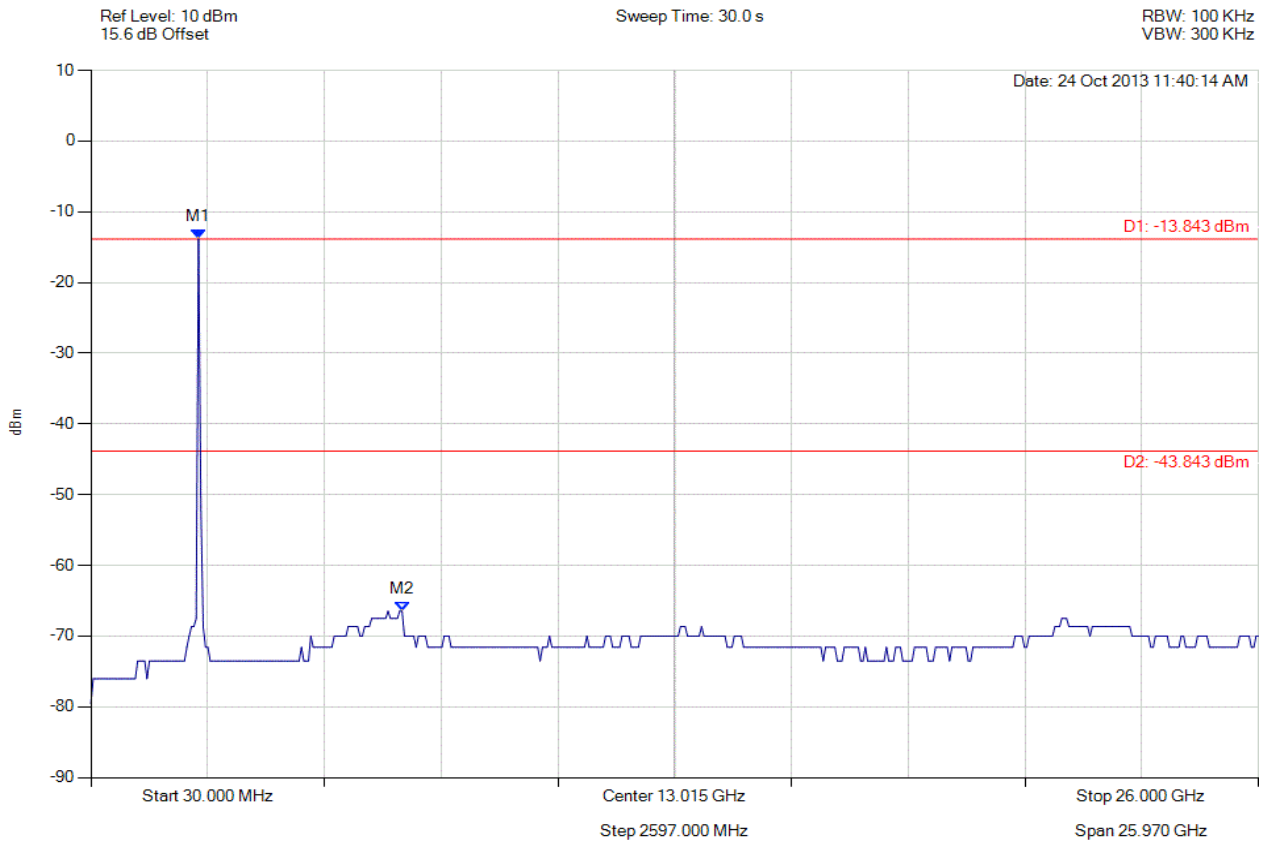


Title: Xirrus Inc. XI-AC1300, XI-AC867
To: FCC 47 CFR Part 15.247 & IC RSS-210
Serial #: XIRR04-U3 Rev A
Issue Date: 29th April 2014
Page: 308 of 572



CONDUCTED SPURIOUS EMISSIONS - AVERAGE

Variant: 802.11b, Channel: 2462.00 MHz, Chain b, Temp: Ambient, Voltage: 56 Vdc



Analyser Setup	Marker : Frequency : Amplitude	Test Results
Detector = AVERAGE Sweep Count = 0 RF Atten (dB) = 10 Trace Mode = VIEW	M1 : 2424.028 MHz : -13.843 dBm M2 : 6951.864 MHz : -66.480 dBm	Limit: -43.84 dBm Margin: -22.64 dB

[Back to the Matrix](#)

This test report may be reproduced in full only. The document may only be updated by MiCOM Labs personnel. Any changes will be noted in the Document History section of the report.

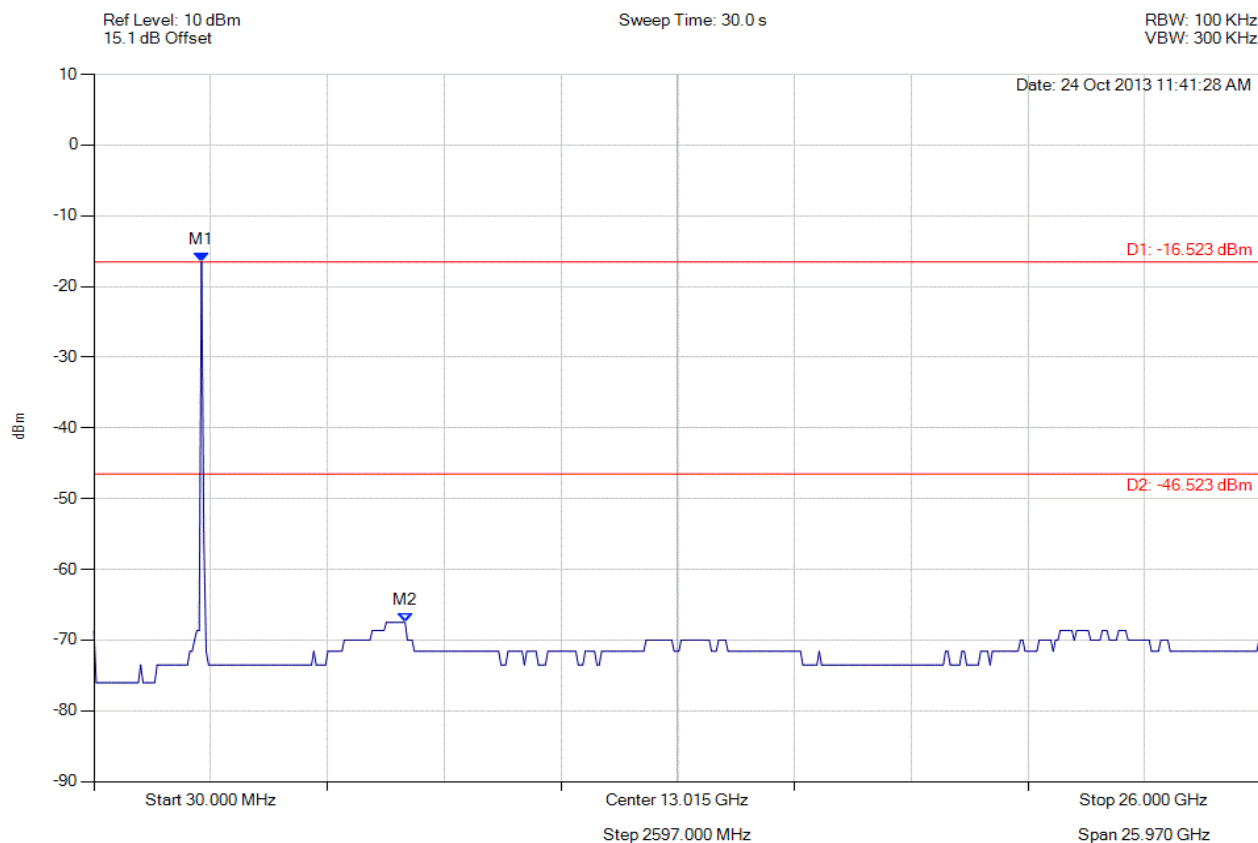


Title: Xirrus Inc. XI-AC1300, XI-AC867
To: FCC 47 CFR Part 15.247 & IC RSS-210
Serial #: XIRR04-U3 Rev A
Issue Date: 29th April 2014
Page: 309 of 572



CONDUCTED SPURIOUS EMISSIONS - AVERAGE

Variant: 802.11b, Channel: 2462.00 MHz, Chain c, Temp: Ambient, Voltage: 56 Vdc



Analyser Setup	Marker : Frequency : Amplitude	Test Results
Detector = AVERAGE Sweep Count = 0 RF Atten (dB) = 10 Trace Mode = VIEW	M1 : 2424.028 MHz : -16.523 dBm M2 : 6951.864 MHz : -67.504 dBm	Limit: -46.52 dBm Margin: -20.98 dB

[Back to the Matrix](#)

This test report may be reproduced in full only. The document may only be updated by MiCOM Labs personnel. Any changes will be noted in the Document History section of the report.

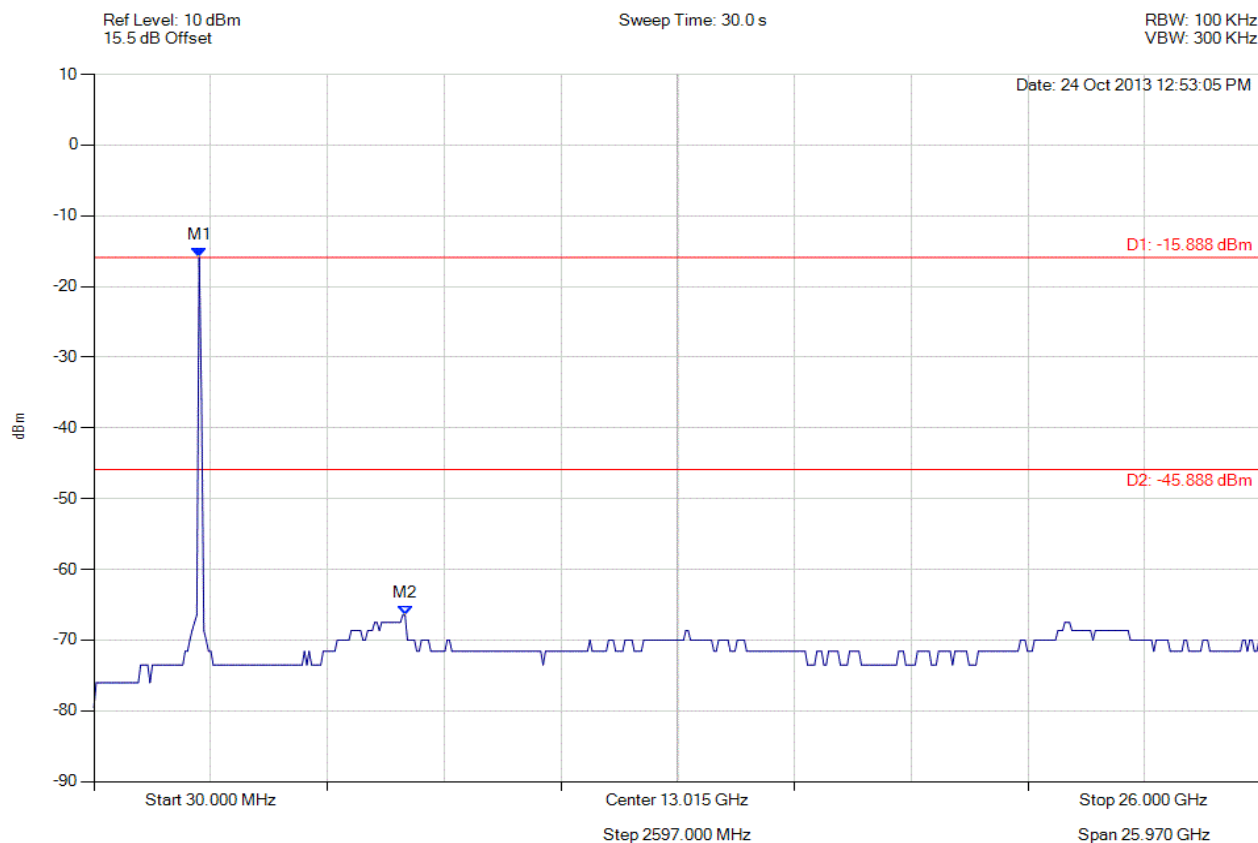


Title: Xirrus Inc. XI-AC1300, XI-AC867
To: FCC 47 CFR Part 15.247 & IC RSS-210
Serial #: XIRR04-U3 Rev A
Issue Date: 29th April 2014
Page: 310 of 572



CONDUCTED SPURIOUS EMISSIONS - AVERAGE

Variant: 802.11g, Channel: 2412.00 MHz, Chain a, Temp: Ambient, Voltage: 56 Vdc



Analyser Setup	Marker : Frequency : Amplitude	Test Results
Detector = AVERAGE Sweep Count = 0 RF Atten (dB) = 10 Trace Mode = VIEW	M1 : 2371.984 MHz : -15.888 dBm M2 : 6951.864 MHz : -66.480 dBm	Limit: -45.89 dBm Margin: -20.59 dB

[Back to the Matrix](#)

This test report may be reproduced in full only. The document may only be updated by MiCOM Labs personnel. Any changes will be noted in the Document History section of the report.

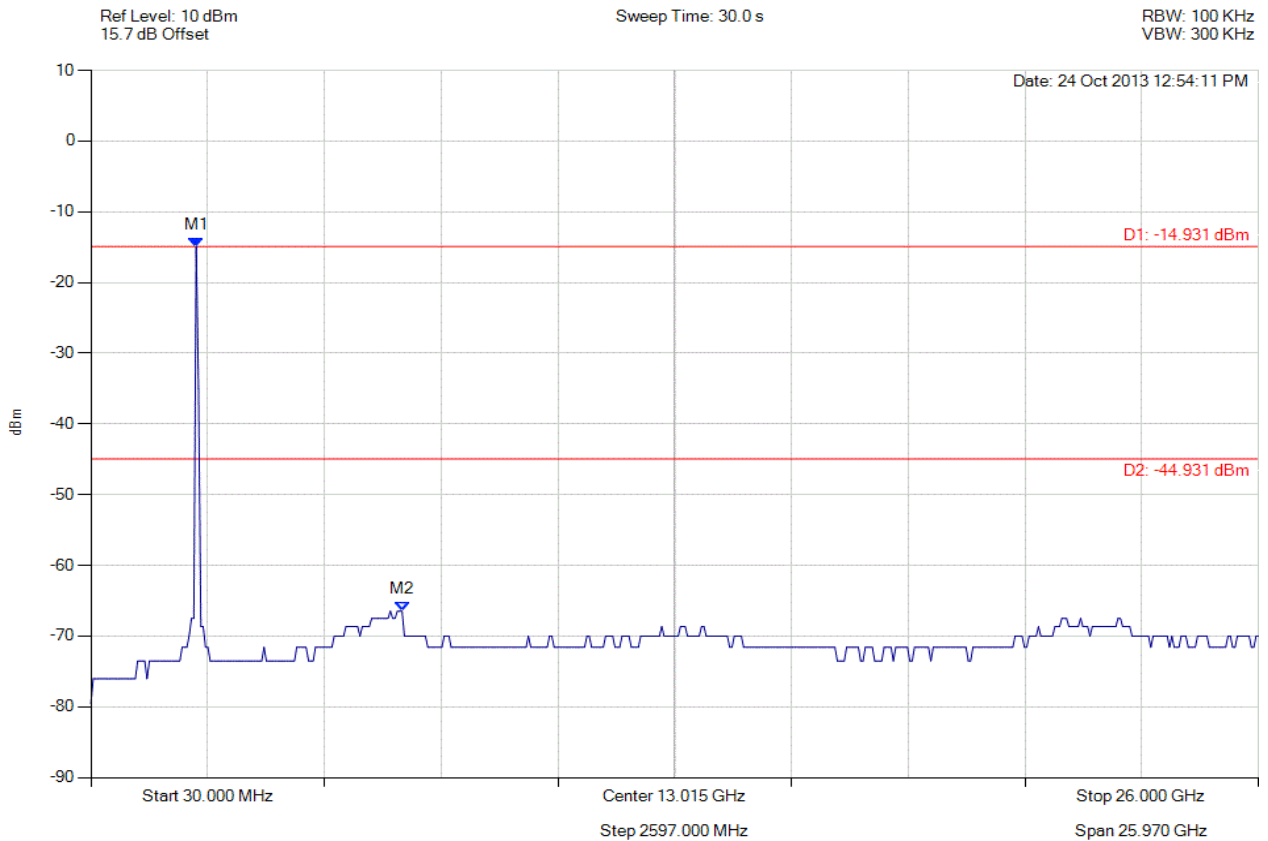


Title: Xirrus Inc. XI-AC1300, XI-AC867
To: FCC 47 CFR Part 15.247 & IC RSS-210
Serial #: XIRR04-U3 Rev A
Issue Date: 29th April 2014
Page: 311 of 572



CONDUCTED SPURIOUS EMISSIONS - AVERAGE

Variant: 802.11g, Channel: 2412.00 MHz, Chain b, Temp: Ambient, Voltage: 56 Vdc



Analyser Setup	Marker : Frequency : Amplitude	Test Results
Detector = AVERAGE Sweep Count = 0 RF Atten (dB) = 10 Trace Mode = VIEW	M1 : 2371.984 MHz : -14.931 dBm M2 : 6951.864 MHz : -66.480 dBm	Limit: -44.93 dBm Margin: -21.55 dB

[Back to the Matrix](#)

This test report may be reproduced in full only. The document may only be updated by MiCOM Labs personnel. Any changes will be noted in the Document History section of the report.

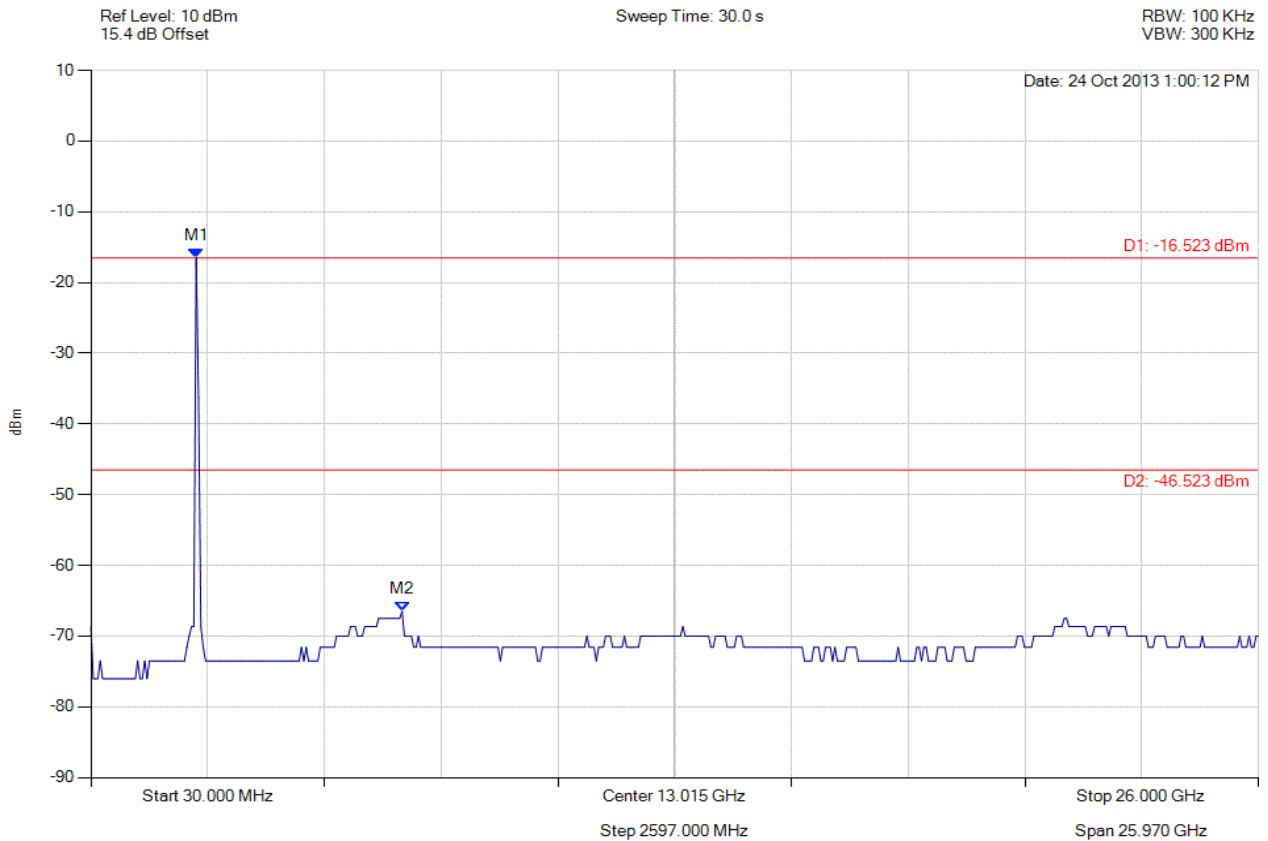


Title: Xirrus Inc. XI-AC1300, XI-AC867
To: FCC 47 CFR Part 15.247 & IC RSS-210
Serial #: XIRR04-U3 Rev A
Issue Date: 29th April 2014
Page: 312 of 572



CONDUCTED SPURIOUS EMISSIONS - AVERAGE

Variant: 802.11g, Channel: 2412.00 MHz, Chain c, Temp: Ambient, Voltage: 56 Vdc



Analyser Setup	Marker : Frequency : Amplitude	Test Results
Detector = AVERAGE Sweep Count = 0 RF Atten (dB) = 10 Trace Mode = VIEW	M1 : 2371.984 MHz : -16.523 dBm M2 : 6951.864 MHz : -66.480 dBm	Limit: -46.52 dBm Margin: -19.96 dB

[Back to the Matrix](#)

This test report may be reproduced in full only. The document may only be updated by MiCOM Labs personnel. Any changes will be noted in the Document History section of the report.

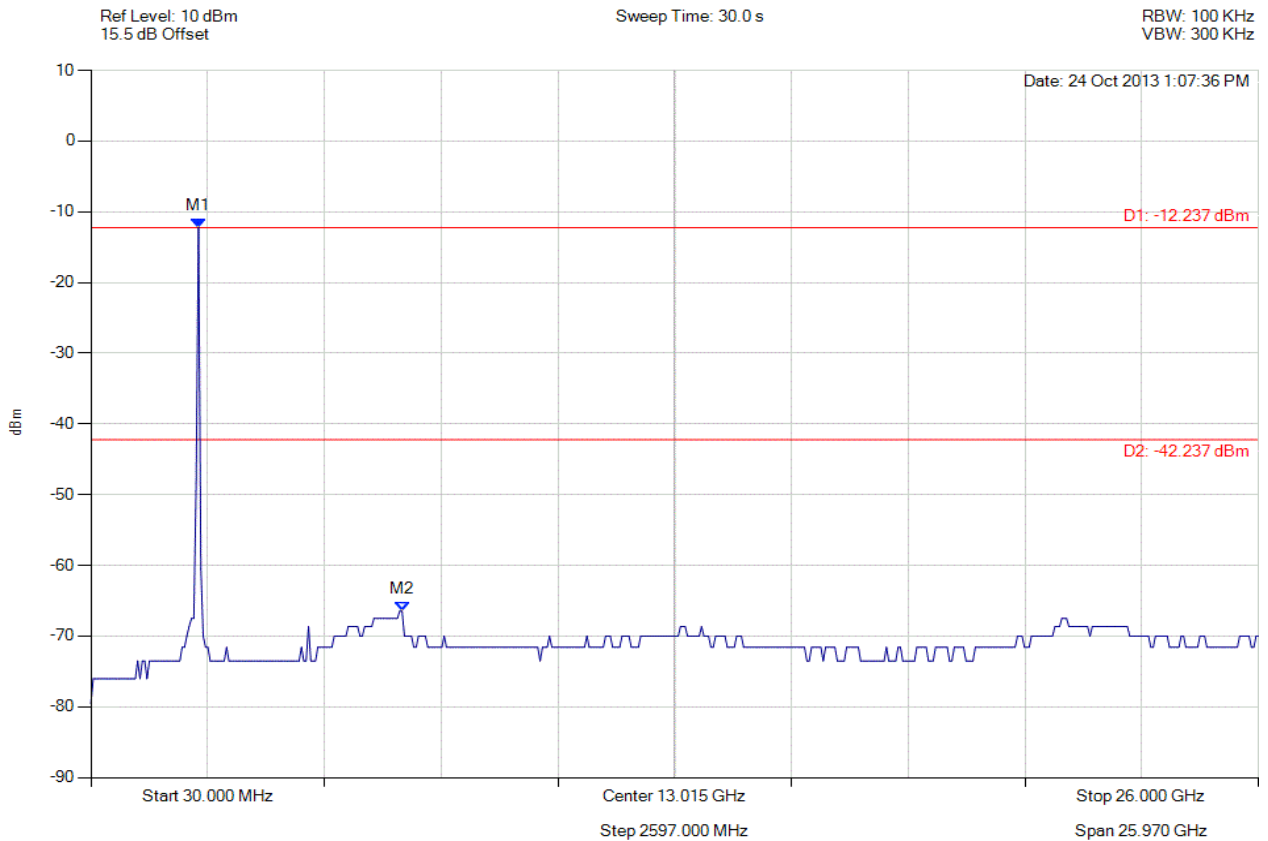


Title: Xirrus Inc. XI-AC1300, XI-AC867
To: FCC 47 CFR Part 15.247 & IC RSS-210
Serial #: XIRR04-U3 Rev A
Issue Date: 29th April 2014
Page: 313 of 572



CONDUCTED SPURIOUS EMISSIONS - AVERAGE

Variant: 802.11g, Channel: 2437.00 MHz, Chain a, Temp: Ambient, Voltage: 56 Vdc



Analyser Setup	Marker : Frequency : Amplitude	Test Results
Detector = AVERAGE Sweep Count = 0 RF Atten (dB) = 10 Trace Mode = VIEW	M1 : 2424.028 MHz : -12.237 dBm M2 : 6951.864 MHz : -66.480 dBm	Limit: -42.24 dBm Margin: -24.24 dB

[Back to the Matrix](#)

This test report may be reproduced in full only. The document may only be updated by MiCOM Labs personnel. Any changes will be noted in the Document History section of the report.

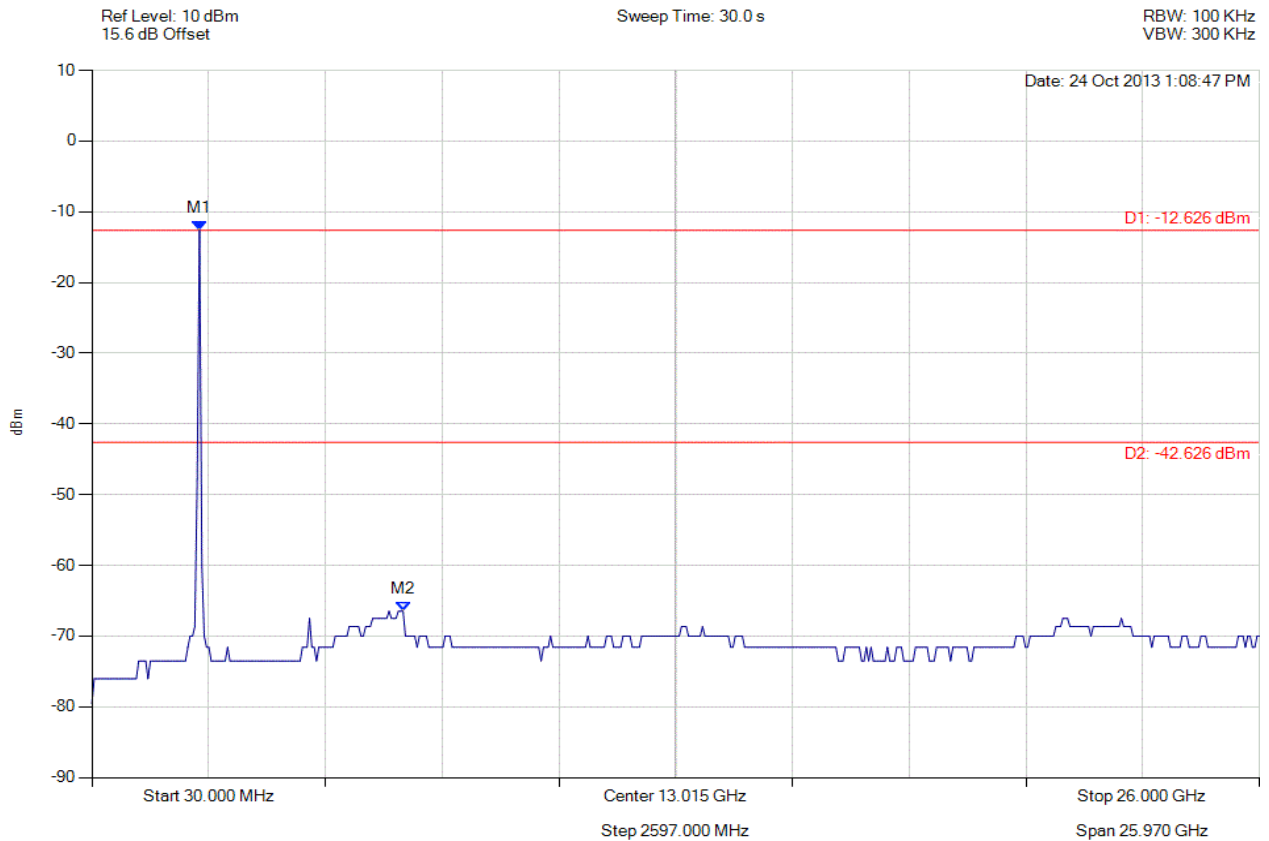


Title: Xirrus Inc. XI-AC1300, XI-AC867
To: FCC 47 CFR Part 15.247 & IC RSS-210
Serial #: XIRR04-U3 Rev A
Issue Date: 29th April 2014
Page: 314 of 572



CONDUCTED SPURIOUS EMISSIONS - AVERAGE

Variant: 802.11g, Channel: 2437.00 MHz, Chain b, Temp: Ambient, Voltage: 56 Vdc



Analyser Setup	Marker : Frequency : Amplitude	Test Results
Detector = AVERAGE Sweep Count = 0 RF Atten (dB) = 10 Trace Mode = VIEW	M1 : 2424.028 MHz : -12.626 dBm M2 : 6951.864 MHz : -66.480 dBm	Limit: -42.63 dBm Margin: -23.85 dB

[Back to the Matrix](#)

This test report may be reproduced in full only. The document may only be updated by MiCOM Labs personnel. Any changes will be noted in the Document History section of the report.

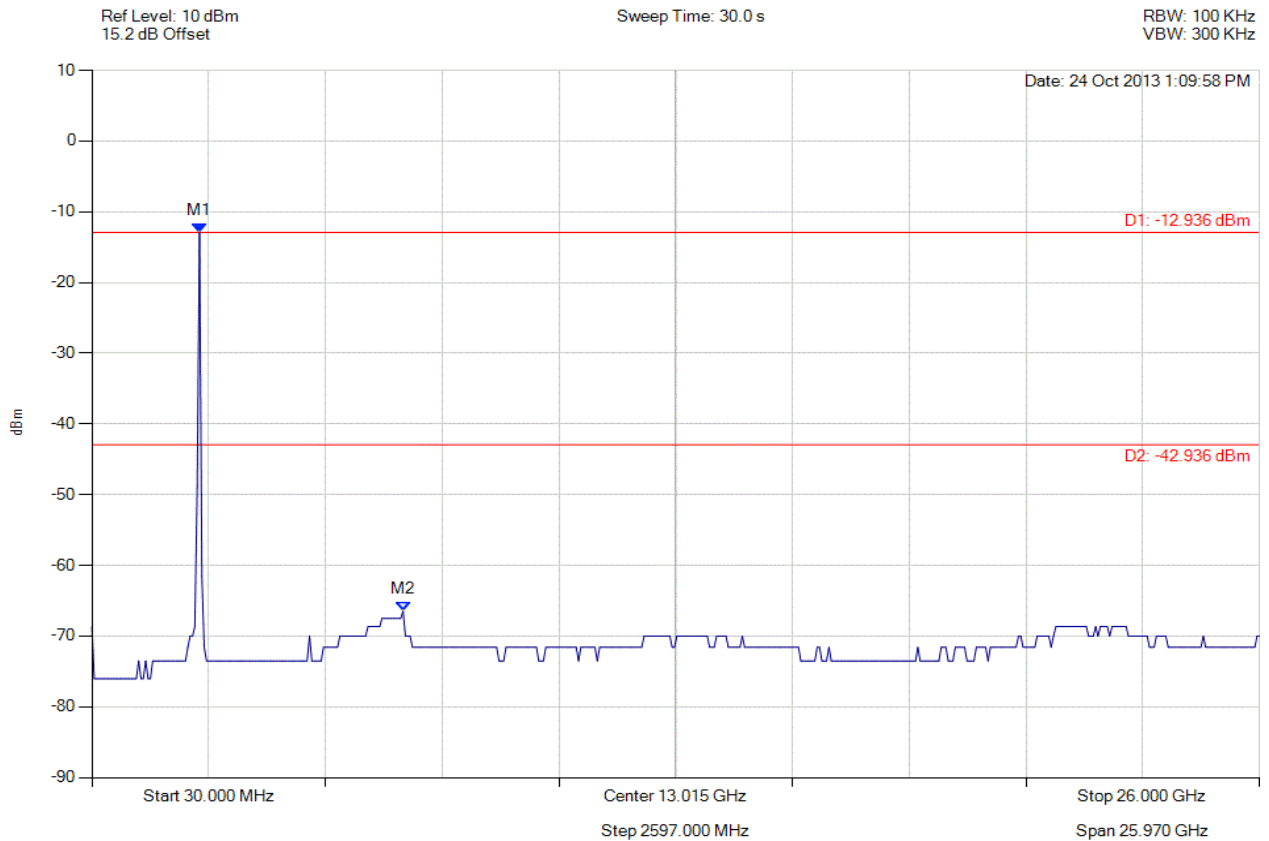


Title: Xirrus Inc. XI-AC1300, XI-AC867
To: FCC 47 CFR Part 15.247 & IC RSS-210
Serial #: XIRR04-U3 Rev A
Issue Date: 29th April 2014
Page: 315 of 572



CONDUCTED SPURIOUS EMISSIONS - AVERAGE

Variant: 802.11g, Channel: 2437.00 MHz, Chain c, Temp: Ambient, Voltage: 56 Vdc



Analyser Setup	Marker : Frequency : Amplitude	Test Results
Detector = AVERAGE Sweep Count = 0 RF Atten (dB) = 10 Trace Mode = VIEW	M1 : 2424.028 MHz : -12.936 dBm M2 : 6951.864 MHz : -66.480 dBm	Limit: -42.94 dBm Margin: -23.54 dB

[Back to the Matrix](#)

This test report may be reproduced in full only. The document may only be updated by MiCOM Labs personnel. Any changes will be noted in the Document History section of the report.

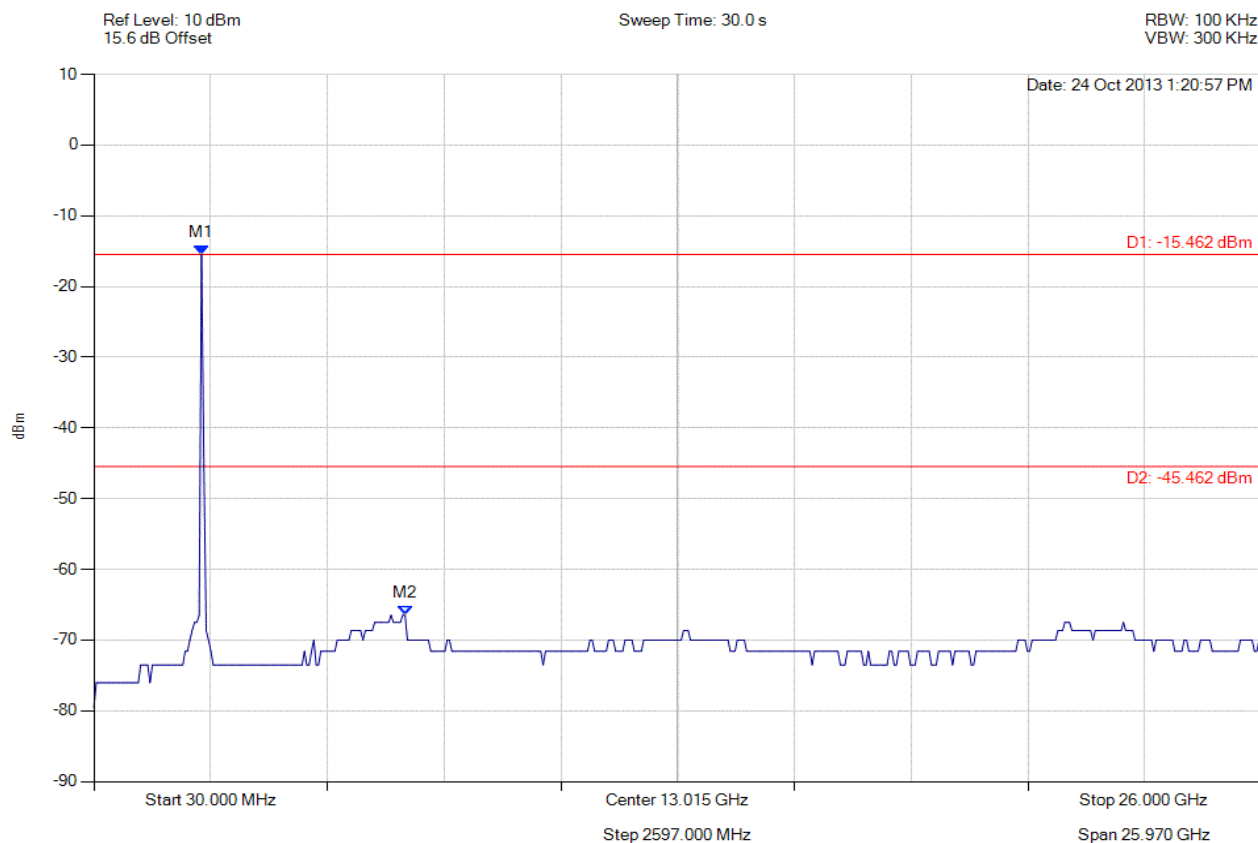


Title: Xirrus Inc. XI-AC1300, XI-AC867
To: FCC 47 CFR Part 15.247 & IC RSS-210
Serial #: XIRR04-U3 Rev A
Issue Date: 29th April 2014
Page: 316 of 572



CONDUCTED SPURIOUS EMISSIONS - AVERAGE

Variant: 802.11g, Channel: 2462.00 MHz, Chain a, Temp: Ambient, Voltage: 56 Vdc



Analyser Setup	Marker : Frequency : Amplitude	Test Results
Detector = AVERAGE Sweep Count = 0 RF Atten (dB) = 10 Trace Mode = VIEW	M1 : 2424.028 MHz : -15.462 dBm M2 : 6951.864 MHz : -66.480 dBm	Limit: -45.46 dBm Margin: -21.02 dB

[Back to the Matrix](#)

This test report may be reproduced in full only. The document may only be updated by MiCOM Labs personnel. Any changes will be noted in the Document History section of the report.

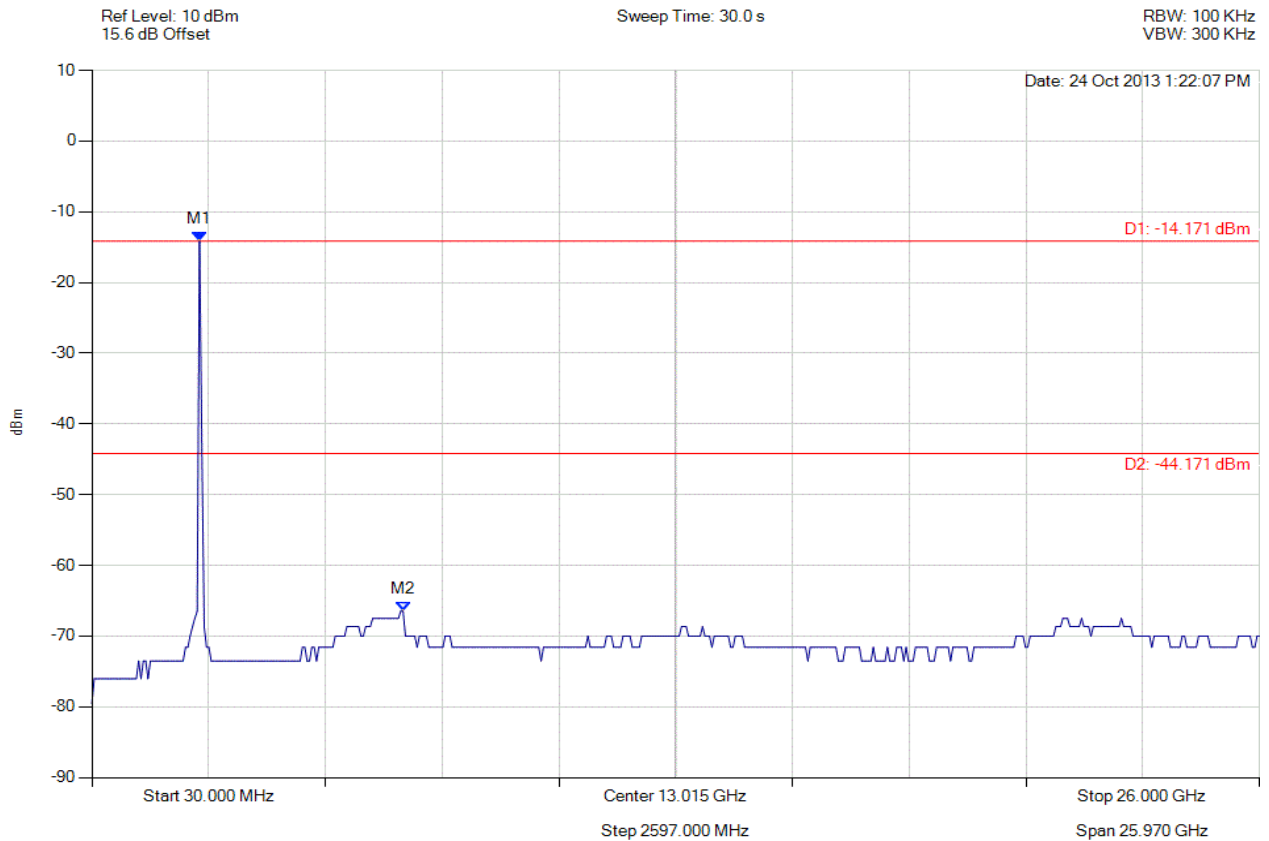


Title: Xirrus Inc. XI-AC1300, XI-AC867
To: FCC 47 CFR Part 15.247 & IC RSS-210
Serial #: XIRR04-U3 Rev A
Issue Date: 29th April 2014
Page: 317 of 572



CONDUCTED SPURIOUS EMISSIONS - AVERAGE

Variant: 802.11g, Channel: 2462.00 MHz, Chain b, Temp: Ambient, Voltage: 56 Vdc



Analyser Setup	Marker : Frequency : Amplitude	Test Results
Detector = AVERAGE Sweep Count = 0 RF Atten (dB) = 10 Trace Mode = VIEW	M1 : 2424.028 MHz : -14.171 dBm M2 : 6951.864 MHz : -66.480 dBm	Limit: -44.17 dBm Margin: -22.31 dB

[Back to the Matrix](#)

This test report may be reproduced in full only. The document may only be updated by MiCOM Labs personnel. Any changes will be noted in the Document History section of the report.

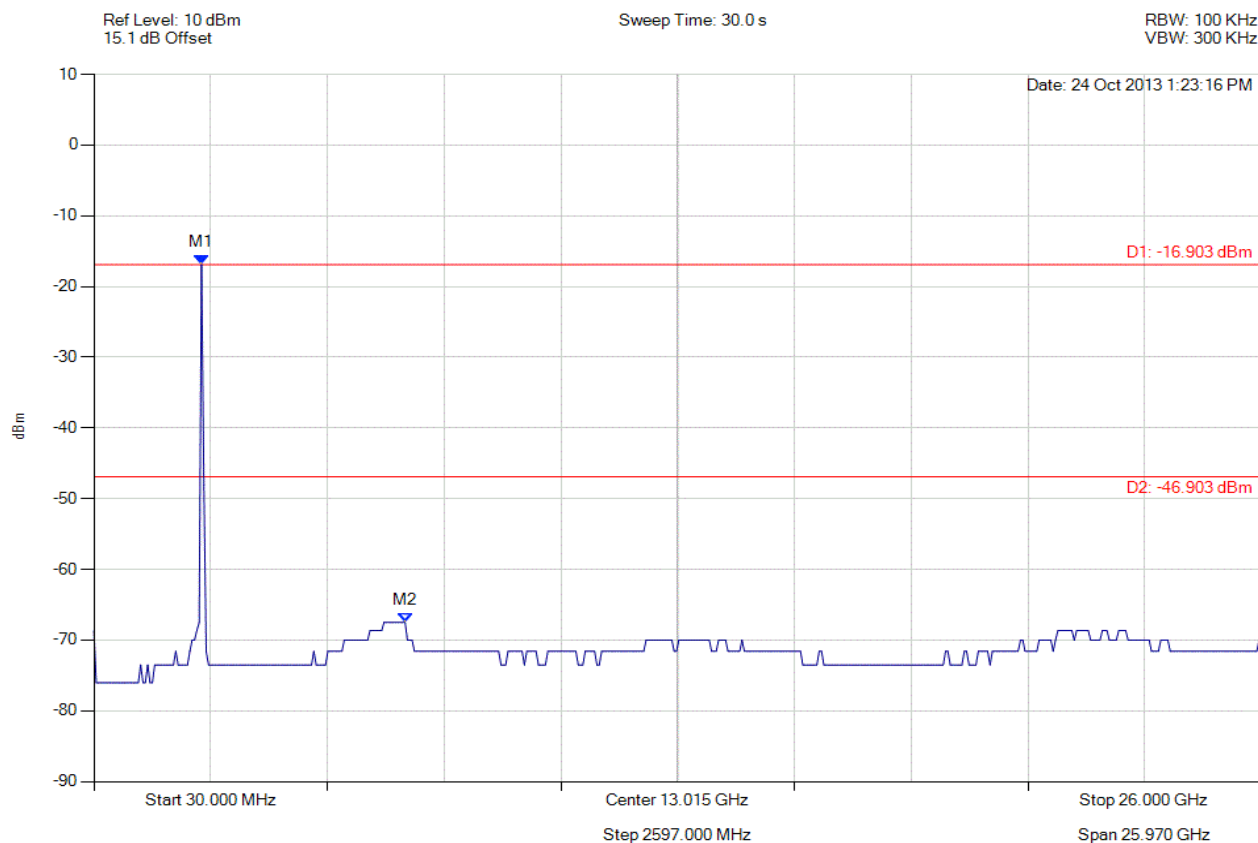


Title: Xirrus Inc. XI-AC1300, XI-AC867
To: FCC 47 CFR Part 15.247 & IC RSS-210
Serial #: XIRR04-U3 Rev A
Issue Date: 29th April 2014
Page: 318 of 572



CONDUCTED SPURIOUS EMISSIONS - AVERAGE

Variant: 802.11g, Channel: 2462.00 MHz, Chain c, Temp: Ambient, Voltage: 56 Vdc



Analyser Setup	Marker : Frequency : Amplitude	Test Results
Detector = AVERAGE Sweep Count = 0 RF Atten (dB) = 10 Trace Mode = VIEW	M1 : 2424.028 MHz : -16.903 dBm M2 : 6951.864 MHz : -67.504 dBm	Limit: -46.90 dBm Margin: -20.60 dB

[Back to the Matrix](#)

This test report may be reproduced in full only. The document may only be updated by MiCOM Labs personnel. Any changes will be noted in the Document History section of the report.

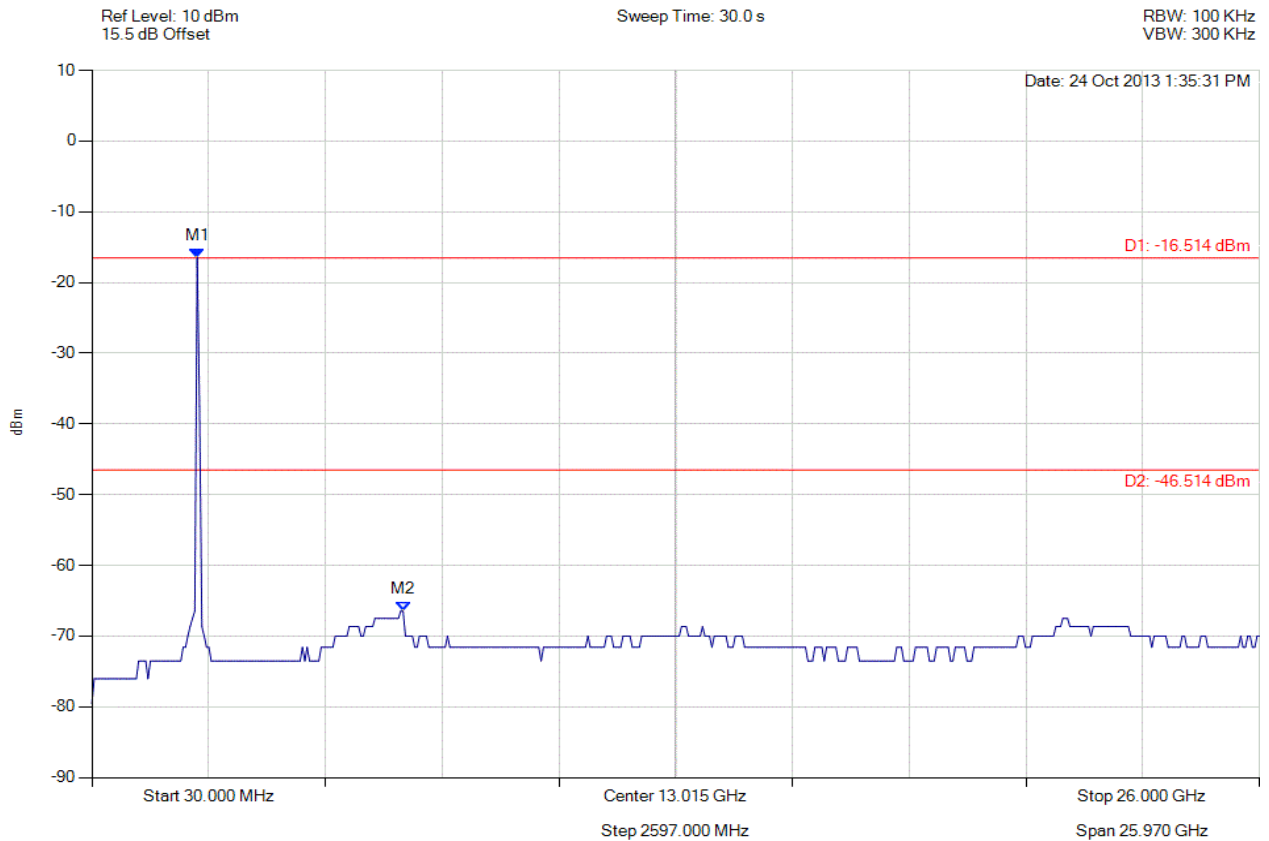


Title: Xirrus Inc. XI-AC1300, XI-AC867
To: FCC 47 CFR Part 15.247 & IC RSS-210
Serial #: XIRR04-U3 Rev A
Issue Date: 29th April 2014
Page: 319 of 572



CONDUCTED SPURIOUS EMISSIONS - AVERAGE

Variant: 802.11n HT-20, Channel: 2412.00 MHz, Chain a, Temp: Ambient, Voltage: 56 Vdc



Analyser Setup	Marker : Frequency : Amplitude	Test Results
Detector = AVERAGE Sweep Count = 0 RF Atten (dB) = 10 Trace Mode = VIEW	M1 : 2371.984 MHz : -16.514 dBm M2 : 6951.864 MHz : -66.480 dBm	Limit: -46.51 dBm Margin: -19.97 dB

[Back to the Matrix](#)

This test report may be reproduced in full only. The document may only be updated by MiCOM Labs personnel. Any changes will be noted in the Document History section of the report.

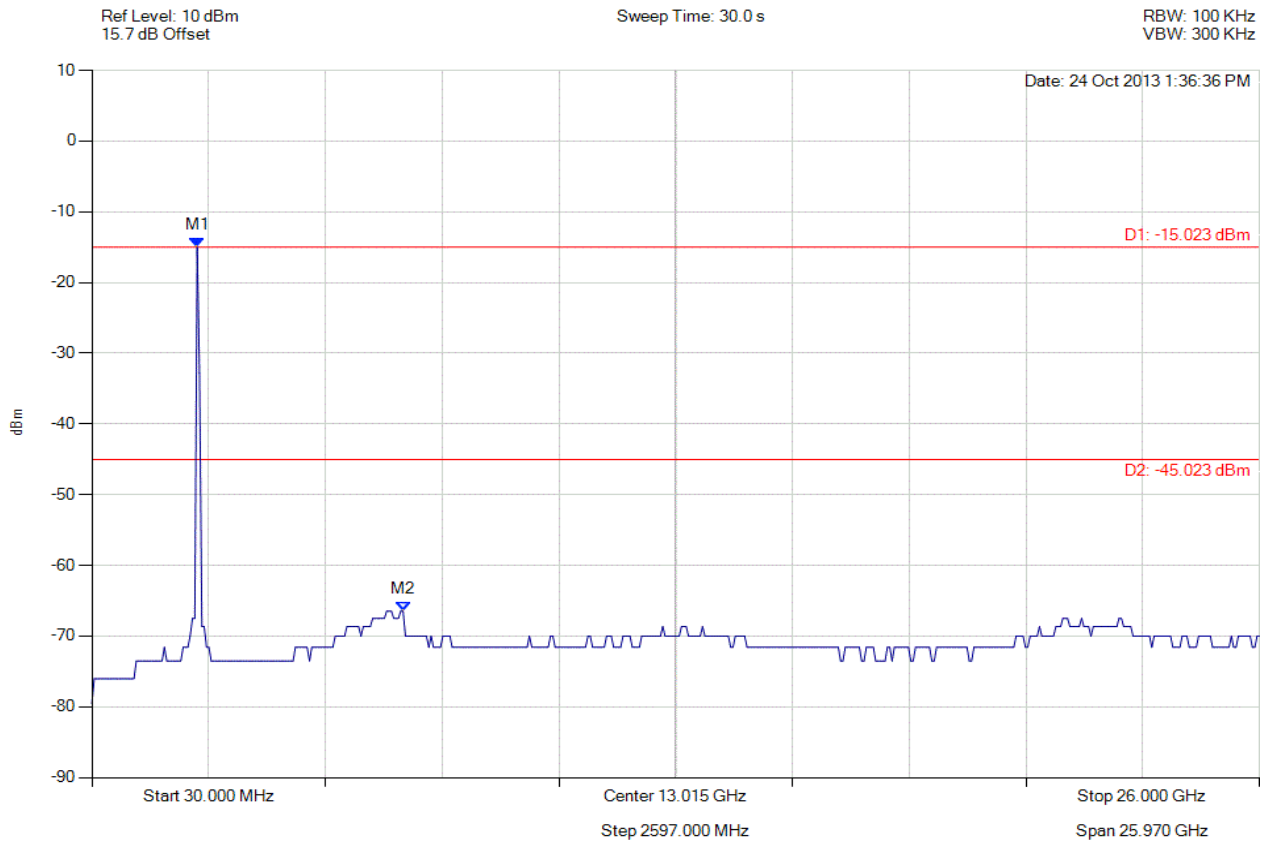


Title: Xirrus Inc. XI-AC1300, XI-AC867
To: FCC 47 CFR Part 15.247 & IC RSS-210
Serial #: XIRR04-U3 Rev A
Issue Date: 29th April 2014
Page: 320 of 572



CONDUCTED SPURIOUS EMISSIONS - AVERAGE

Variant: 802.11n HT-20, Channel: 2412.00 MHz, Chain b, Temp: Ambient, Voltage: 56 Vdc



Analyser Setup	Marker : Frequency : Amplitude	Test Results
Detector = AVERAGE Sweep Count = 0 RF Atten (dB) = 10 Trace Mode = VIEW	M1 : 2371.984 MHz : -15.023 dBm M2 : 6951.864 MHz : -66.480 dBm	Limit: -45.02 dBm Margin: -21.46 dB

[Back to the Matrix](#)

This test report may be reproduced in full only. The document may only be updated by MiCOM Labs personnel. Any changes will be noted in the Document History section of the report.

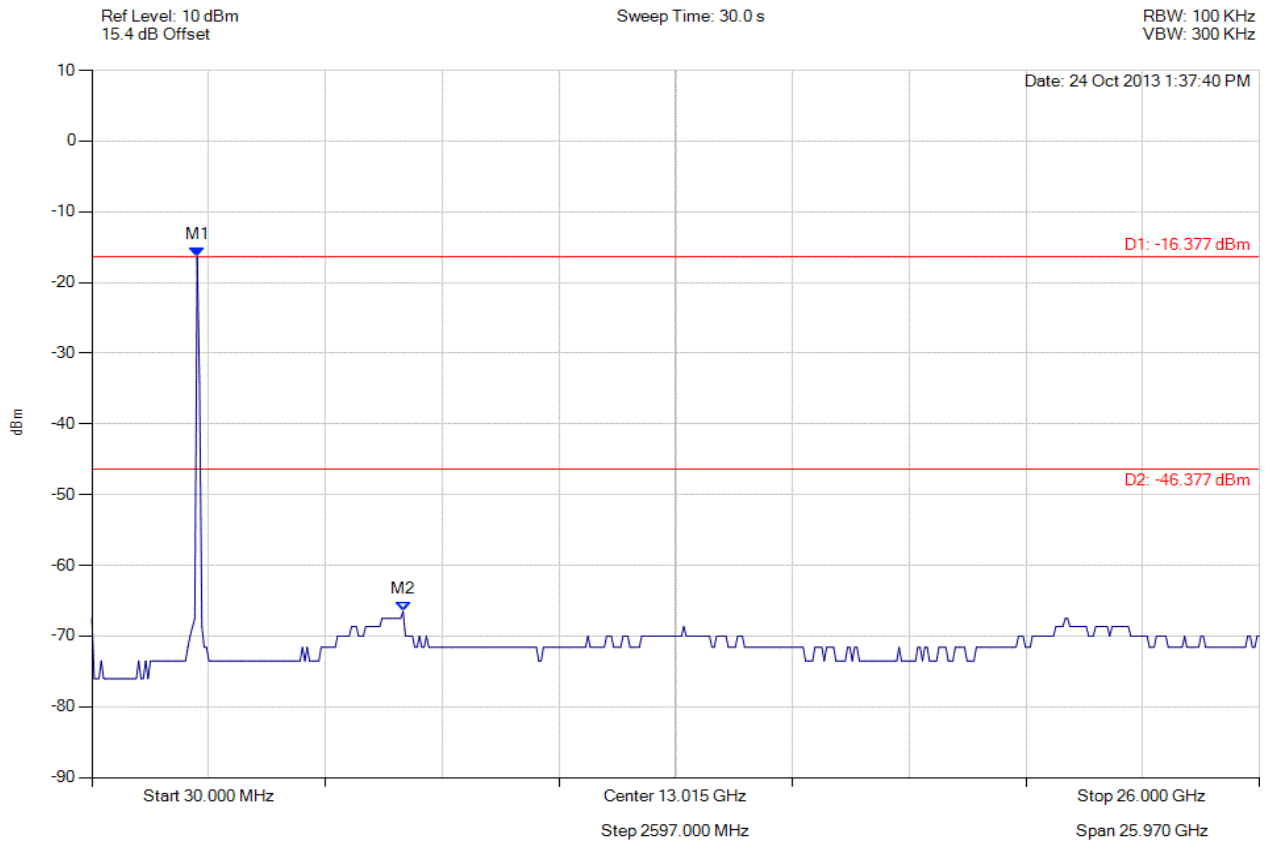


Title: Xirrus Inc. XI-AC1300, XI-AC867
To: FCC 47 CFR Part 15.247 & IC RSS-210
Serial #: XIRR04-U3 Rev A
Issue Date: 29th April 2014
Page: 321 of 572



CONDUCTED SPURIOUS EMISSIONS - AVERAGE

Variant: 802.11n HT-20, Channel: 2412.00 MHz, Chain c, Temp: Ambient, Voltage: 56 Vdc



Analyser Setup	Marker : Frequency : Amplitude	Test Results
Detector = AVERAGE Sweep Count = 0 RF Atten (dB) = 10 Trace Mode = VIEW	M1 : 2371.984 MHz : -16.377 dBm M2 : 6951.864 MHz : -66.480 dBm	Limit: -46.38 dBm Margin: -20.10 dB

[Back to the Matrix](#)

This test report may be reproduced in full only. The document may only be updated by MiCOM Labs personnel. Any changes will be noted in the Document History section of the report.

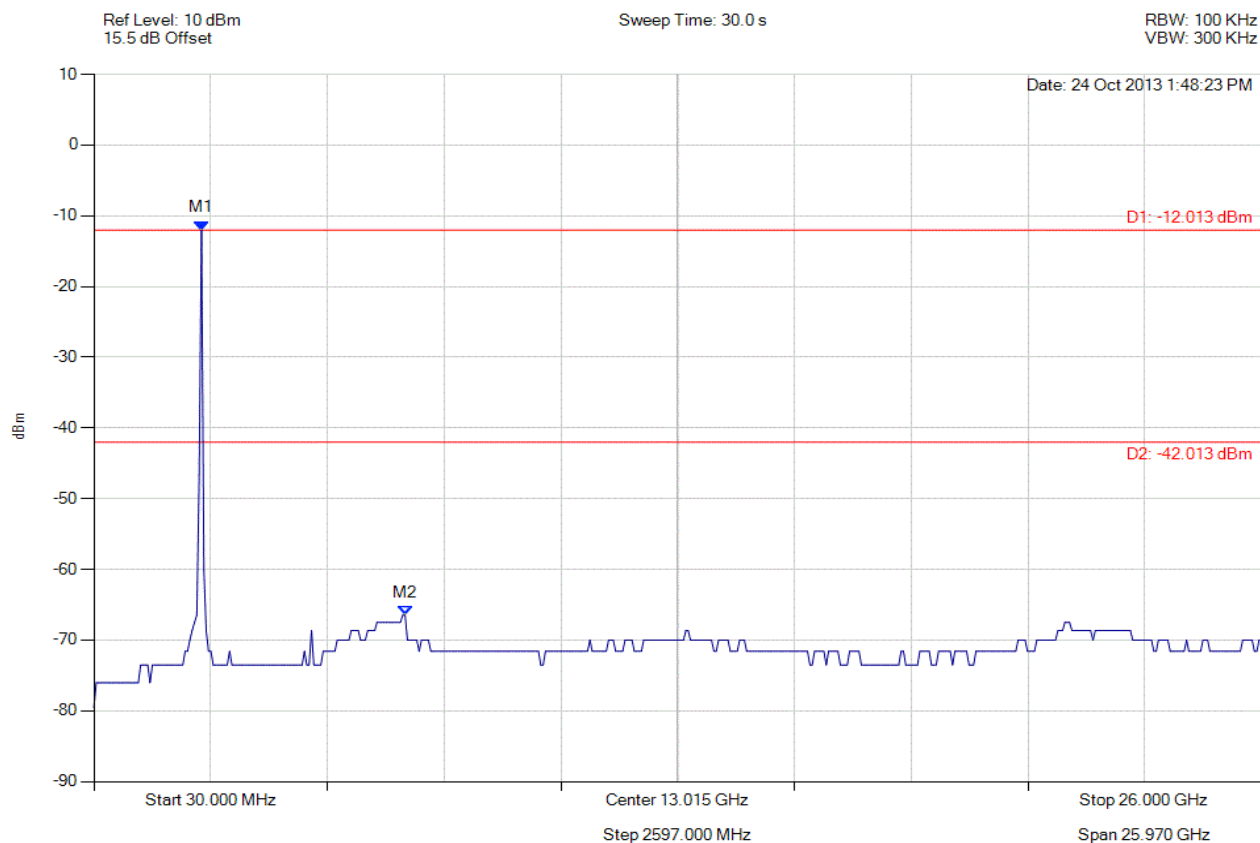


Title: Xirrus Inc. XI-AC1300, XI-AC867
To: FCC 47 CFR Part 15.247 & IC RSS-210
Serial #: XIRR04-U3 Rev A
Issue Date: 29th April 2014
Page: 322 of 572



CONDUCTED SPURIOUS EMISSIONS - AVERAGE

Variant: 802.11n HT-20, Channel: 2437.00 MHz, Chain a, Temp: Ambient, Voltage: 56 Vdc



Analyser Setup	Marker : Frequency : Amplitude	Test Results
Detector = AVERAGE Sweep Count = 0 RF Atten (dB) = 10 Trace Mode = VIEW	M1 : 2424.028 MHz : -12.013 dBm M2 : 6951.864 MHz : -66.480 dBm	Limit: -42.01 dBm Margin: -24.47 dB

[Back to the Matrix](#)

This test report may be reproduced in full only. The document may only be updated by MiCOM Labs personnel. Any changes will be noted in the Document History section of the report.

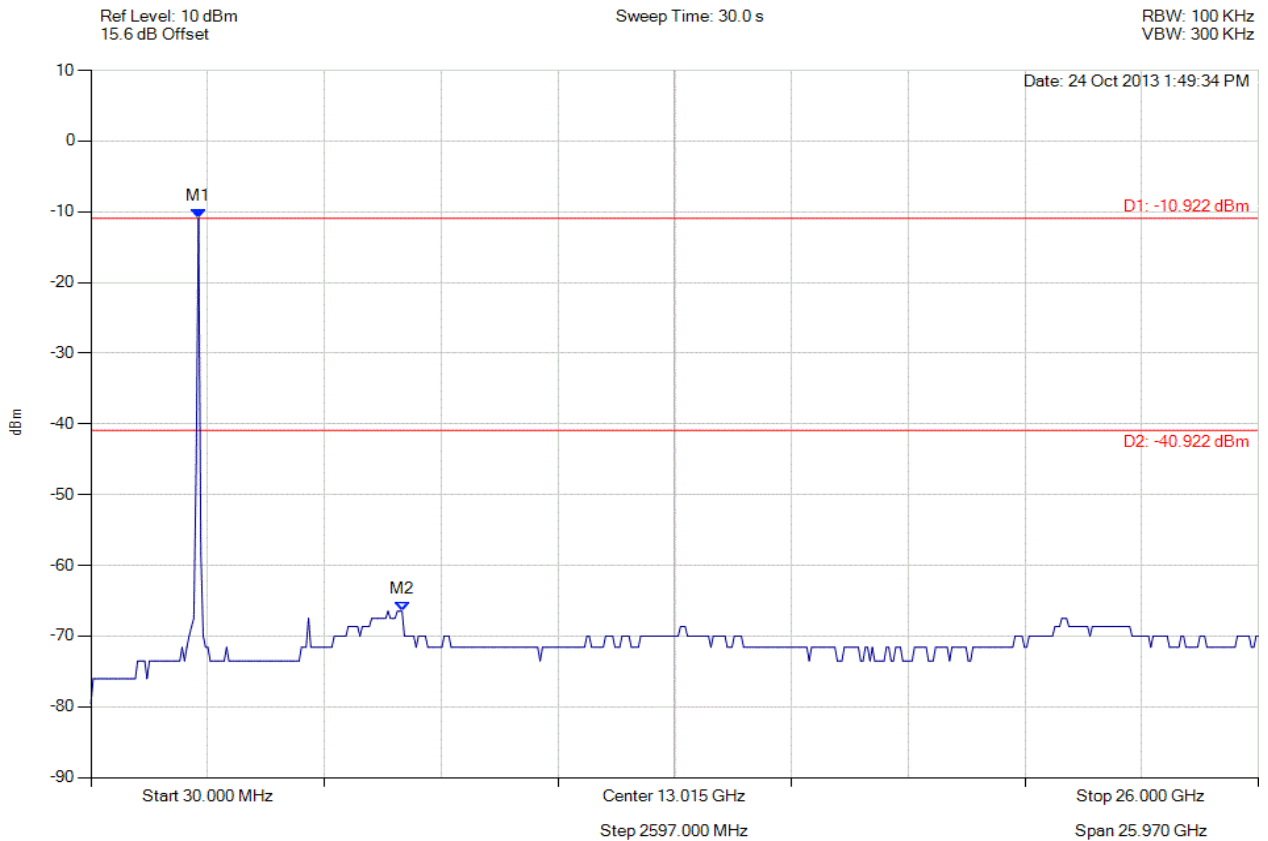


Title: Xirrus Inc. XI-AC1300, XI-AC867
To: FCC 47 CFR Part 15.247 & IC RSS-210
Serial #: XIRR04-U3 Rev A
Issue Date: 29th April 2014
Page: 323 of 572



CONDUCTED SPURIOUS EMISSIONS - AVERAGE

Variant: 802.11n HT-20, Channel: 2437.00 MHz, Chain b, Temp: Ambient, Voltage: 56 Vdc



Analyser Setup	Marker : Frequency : Amplitude	Test Results
Detector = AVERAGE Sweep Count = 0 RF Atten (dB) = 10 Trace Mode = VIEW	M1 : 2424.028 MHz : -10.922 dBm M2 : 6951.864 MHz : -66.480 dBm	Limit: -40.92 dBm Margin: -25.56 dB

[Back to the Matrix](#)

This test report may be reproduced in full only. The document may only be updated by MiCOM Labs personnel. Any changes will be noted in the Document History section of the report.

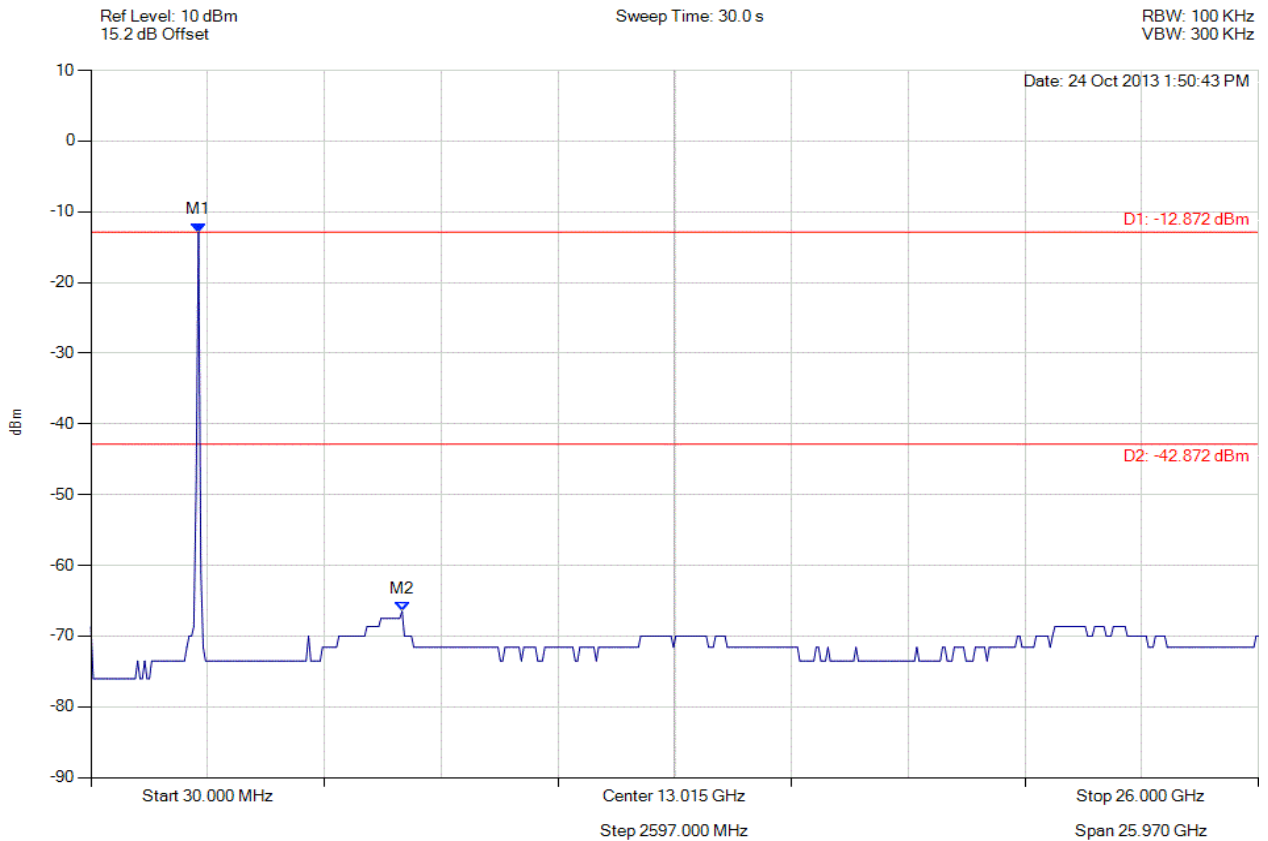


Title: Xirrus Inc. XI-AC1300, XI-AC867
To: FCC 47 CFR Part 15.247 & IC RSS-210
Serial #: XIRR04-U3 Rev A
Issue Date: 29th April 2014
Page: 324 of 572



CONDUCTED SPURIOUS EMISSIONS - AVERAGE

Variant: 802.11n HT-20, Channel: 2437.00 MHz, Chain c, Temp: Ambient, Voltage: 56 Vdc



Analyser Setup	Marker : Frequency : Amplitude	Test Results
Detector = AVERAGE Sweep Count = 0 RF Atten (dB) = 10 Trace Mode = VIEW	M1 : 2424.028 MHz : -12.872 dBm M2 : 6951.864 MHz : -66.480 dBm	Limit: -42.87 dBm Margin: -23.61 dB

[Back to the Matrix](#)

This test report may be reproduced in full only. The document may only be updated by MiCOM Labs personnel. Any changes will be noted in the Document History section of the report.

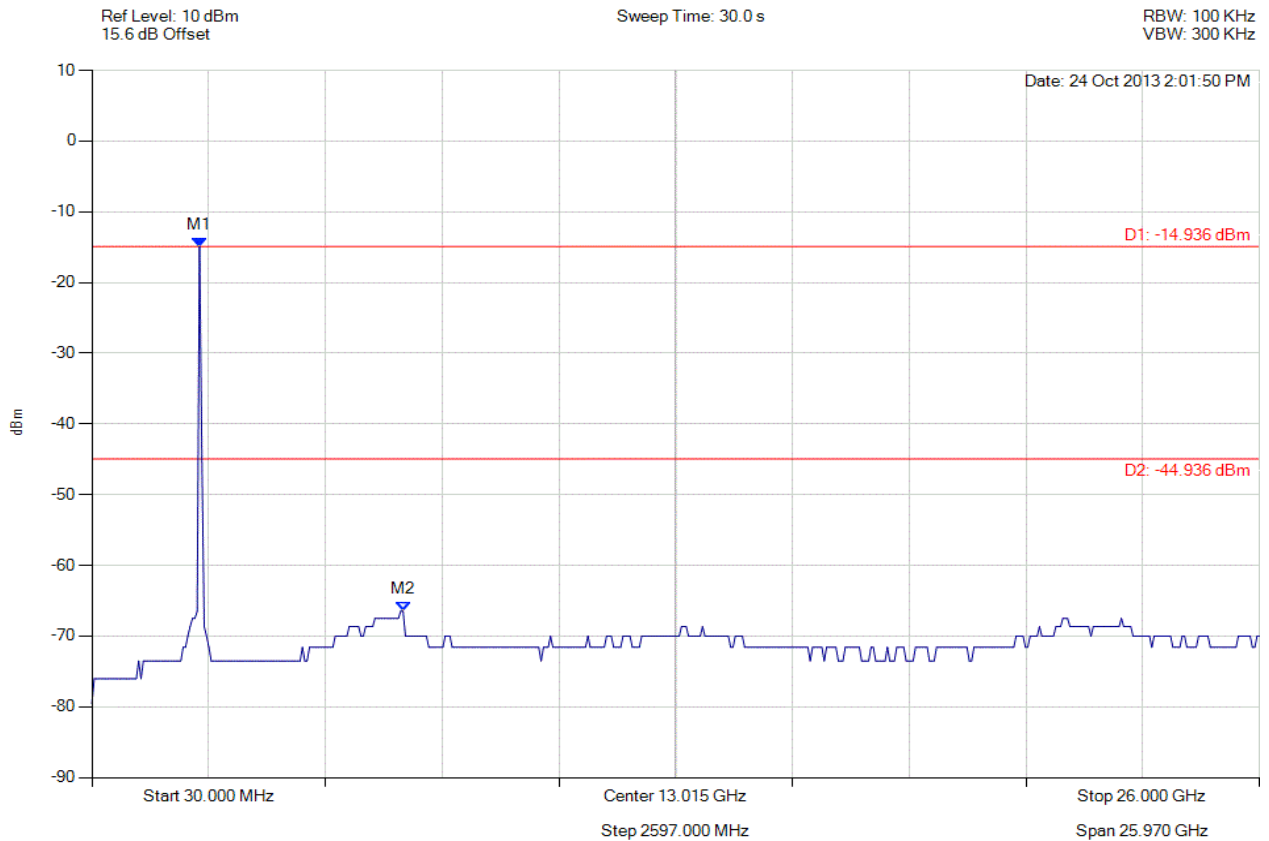


Title: Xirrus Inc. XI-AC1300, XI-AC867
To: FCC 47 CFR Part 15.247 & IC RSS-210
Serial #: XIRR04-U3 Rev A
Issue Date: 29th April 2014
Page: 325 of 572



CONDUCTED SPURIOUS EMISSIONS - AVERAGE

Variant: 802.11n HT-20, Channel: 2462.00 MHz, Chain a, Temp: Ambient, Voltage: 56 Vdc



Analyser Setup	Marker : Frequency : Amplitude	Test Results
Detector = AVERAGE Sweep Count = 0 RF Atten (dB) = 10 Trace Mode = VIEW	M1 : 2424.028 MHz : -14.936 dBm M2 : 6951.864 MHz : -66.480 dBm	Limit: -44.94 dBm Margin: -21.54 dB

[Back to the Matrix](#)

This test report may be reproduced in full only. The document may only be updated by MiCOM Labs personnel. Any changes will be noted in the Document History section of the report.

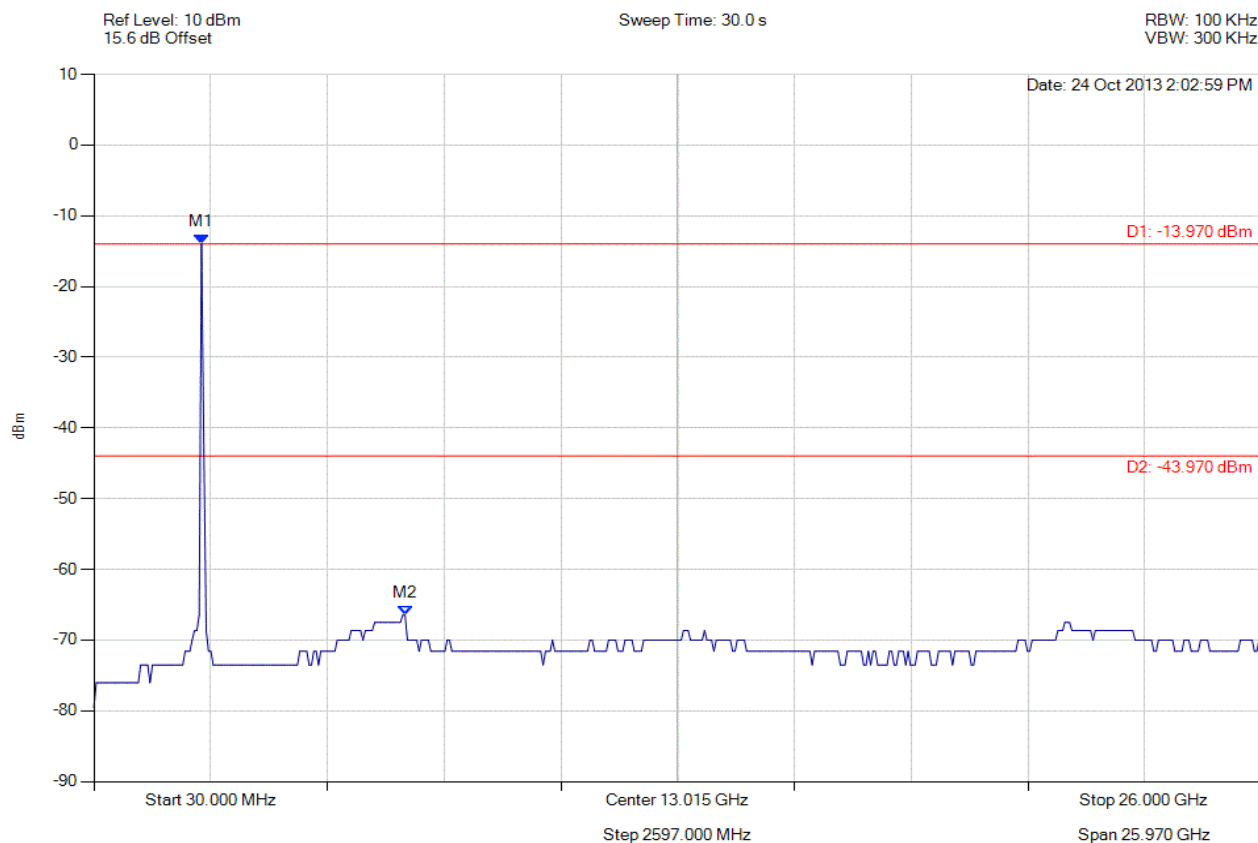


Title: Xirrus Inc. XI-AC1300, XI-AC867
To: FCC 47 CFR Part 15.247 & IC RSS-210
Serial #: XIRR04-U3 Rev A
Issue Date: 29th April 2014
Page: 326 of 572



CONDUCTED SPURIOUS EMISSIONS - AVERAGE

Variant: 802.11n HT-20, Channel: 2462.00 MHz, Chain b, Temp: Ambient, Voltage: 56 Vdc



Analyser Setup	Marker : Frequency : Amplitude	Test Results
Detector = AVERAGE Sweep Count = 0 RF Atten (dB) = 10 Trace Mode = VIEW	M1 : 2424.028 MHz : -13.970 dBm M2 : 6951.864 MHz : -66.480 dBm	Limit: -43.97 dBm Margin: -22.51 dB

[Back to the Matrix](#)

This test report may be reproduced in full only. The document may only be updated by MiCOM Labs personnel. Any changes will be noted in the Document History section of the report.

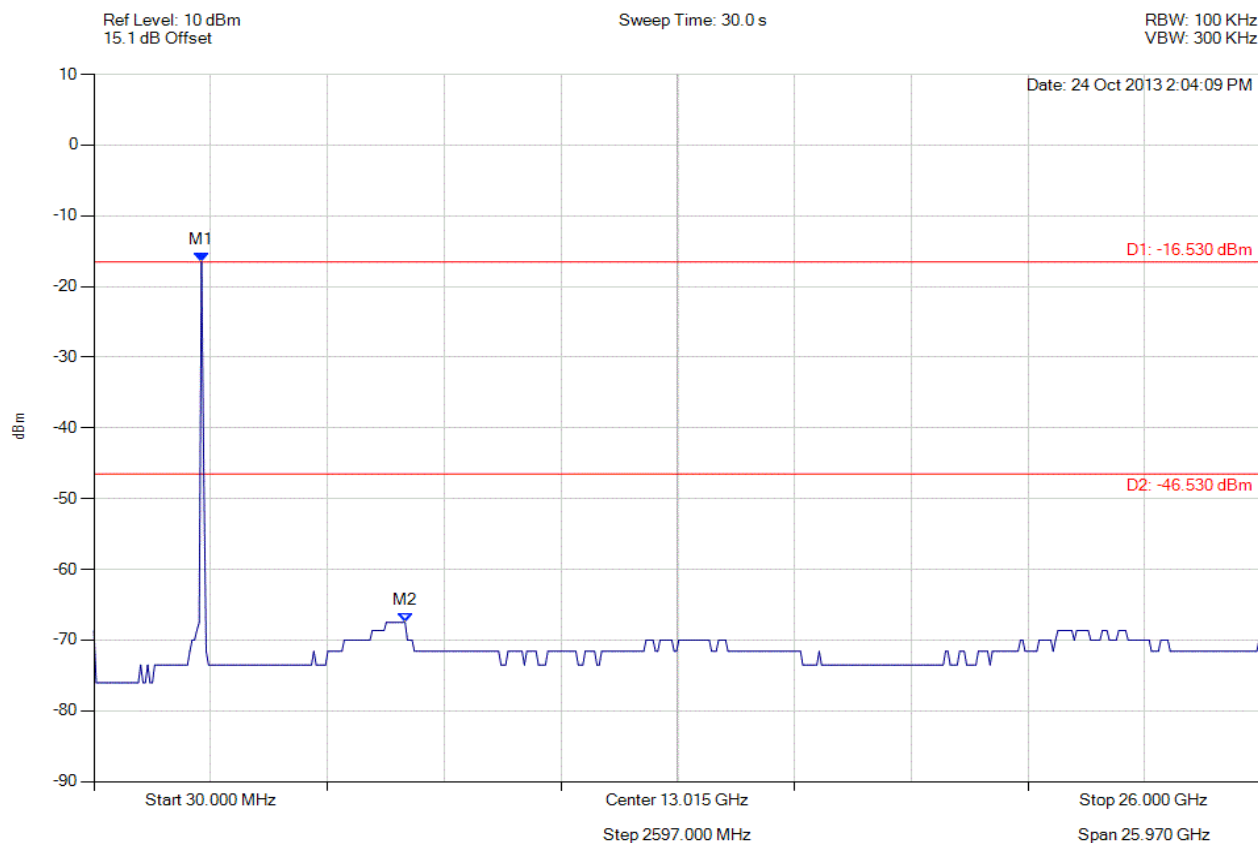


Title: Xirrus Inc. XI-AC1300, XI-AC867
To: FCC 47 CFR Part 15.247 & IC RSS-210
Serial #: XIRR04-U3 Rev A
Issue Date: 29th April 2014
Page: 327 of 572



CONDUCTED SPURIOUS EMISSIONS - AVERAGE

Variant: 802.11n HT-20, Channel: 2462.00 MHz, Chain c, Temp: Ambient, Voltage: 56 Vdc



Analyser Setup	Marker : Frequency : Amplitude	Test Results
Detector = AVERAGE Sweep Count = 0 RF Atten (dB) = 10 Trace Mode = VIEW	M1 : 2424.028 MHz : -16.530 dBm M2 : 6951.864 MHz : -67.504 dBm	Limit: -46.53 dBm Margin: -20.97 dB

[Back to the Matrix](#)

This test report may be reproduced in full only. The document may only be updated by MiCOM Labs personnel. Any changes will be noted in the Document History section of the report.

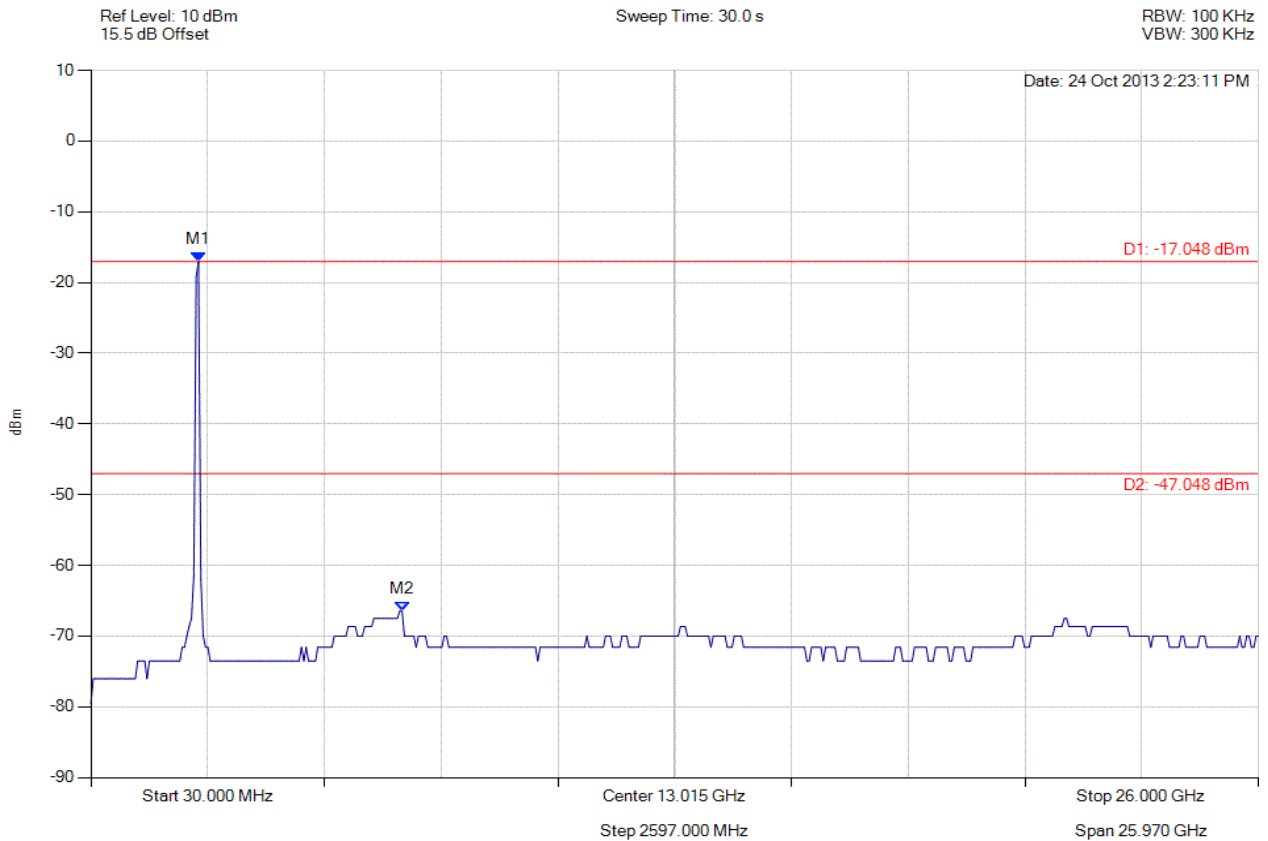


Title: Xirrus Inc. XI-AC1300, XI-AC867
To: FCC 47 CFR Part 15.247 & IC RSS-210
Serial #: XIRR04-U3 Rev A
Issue Date: 29th April 2014
Page: 328 of 572



CONDUCTED SPURIOUS EMISSIONS - AVERAGE

Variant: 802.11n HT-40, Channel: 2422.00 MHz, Chain a, Temp: Ambient, Voltage: 56 Vdc



Analyser Setup	Marker : Frequency : Amplitude	Test Results
Detector = AVERAGE Sweep Count = 0 RF Atten (dB) = 10 Trace Mode = VIEW	M1 : 2424.028 MHz : -17.048 dBm M2 : 6951.864 MHz : -66.480 dBm	Limit: -47.05 dBm Margin: -19.43 dB

[Back to the Matrix](#)

This test report may be reproduced in full only. The document may only be updated by MiCOM Labs personnel. Any changes will be noted in the Document History section of the report.

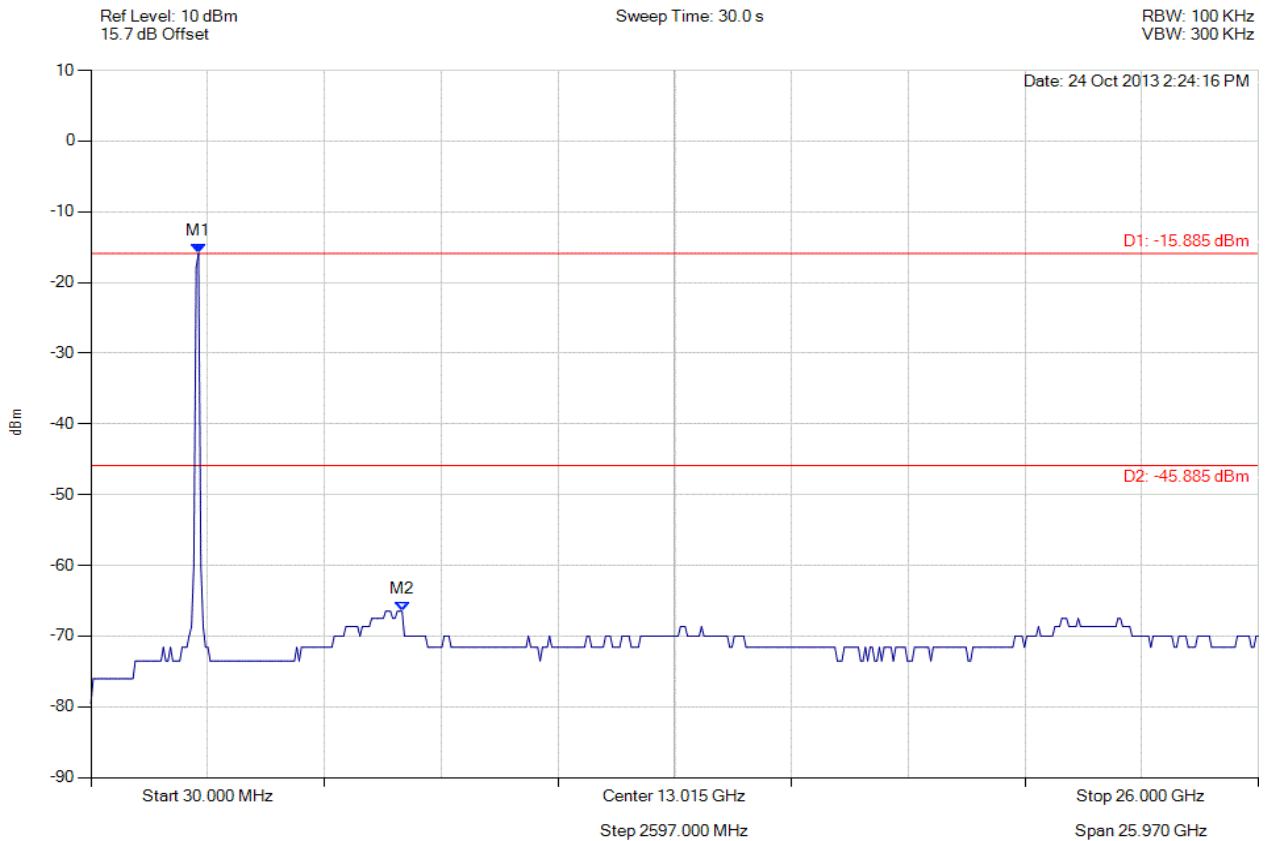


Title: Xirrus Inc. XI-AC1300, XI-AC867
To: FCC 47 CFR Part 15.247 & IC RSS-210
Serial #: XIRR04-U3 Rev A
Issue Date: 29th April 2014
Page: 329 of 572



CONDUCTED SPURIOUS EMISSIONS - AVERAGE

Variant: 802.11n HT-40, Channel: 2422.00 MHz, Chain b, Temp: Ambient, Voltage: 56 Vdc



Analyser Setup	Marker : Frequency : Amplitude	Test Results
Detector = AVERAGE Sweep Count = 0 RF Atten (dB) = 10 Trace Mode = VIEW	M1 : 2424.028 MHz : -15.885 dBm M2 : 6951.864 MHz : -66.480 dBm	Limit: -45.89 dBm Margin: -20.59 dB

[Back to the Matrix](#)

This test report may be reproduced in full only. The document may only be updated by MiCOM Labs personnel. Any changes will be noted in the Document History section of the report.

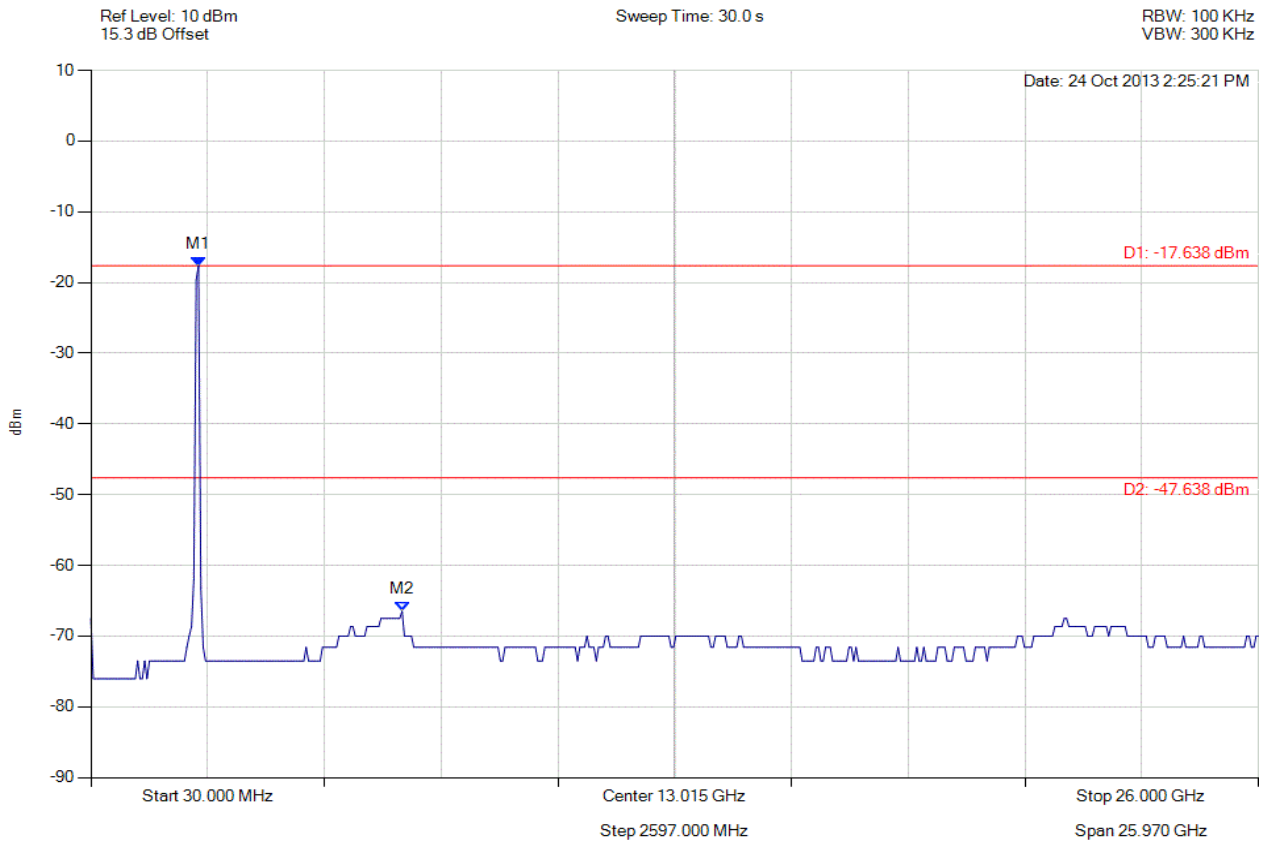


Title: Xirrus Inc. XI-AC1300, XI-AC867
To: FCC 47 CFR Part 15.247 & IC RSS-210
Serial #: XIRR04-U3 Rev A
Issue Date: 29th April 2014
Page: 330 of 572



CONDUCTED SPURIOUS EMISSIONS - AVERAGE

Variant: 802.11n HT-40, Channel: 2422.00 MHz, Chain c, Temp: Ambient, Voltage: 56 Vdc



Analyser Setup	Marker : Frequency : Amplitude	Test Results
Detector = AVERAGE Sweep Count = 0 RF Atten (dB) = 10 Trace Mode = VIEW	M1 : 2424.028 MHz : -17.638 dBm M2 : 6951.864 MHz : -66.480 dBm	Limit: -47.64 dBm Margin: -18.84 dB

[Back to the Matrix](#)

This test report may be reproduced in full only. The document may only be updated by MiCOM Labs personnel. Any changes will be noted in the Document History section of the report.

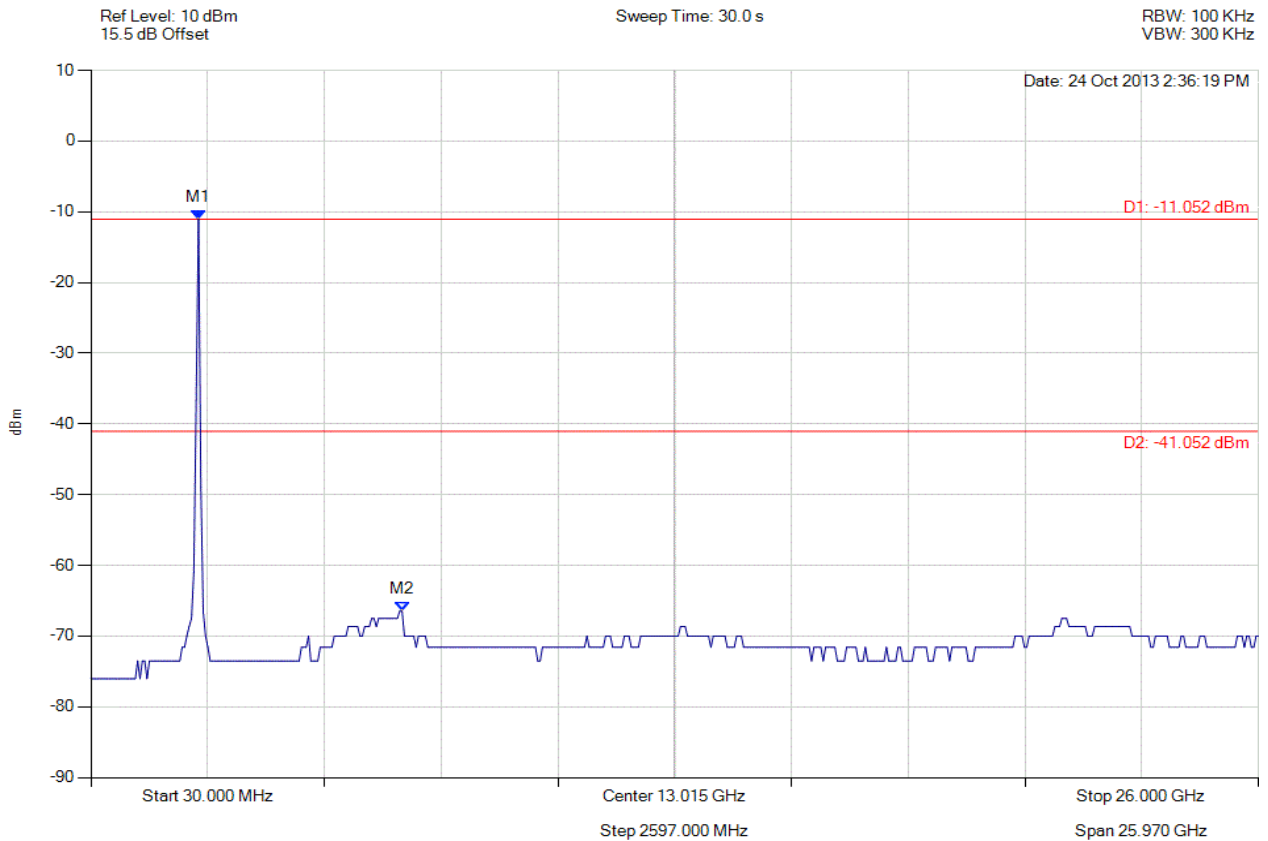


Title: Xirrus Inc. XI-AC1300, XI-AC867
To: FCC 47 CFR Part 15.247 & IC RSS-210
Serial #: XIRR04-U3 Rev A
Issue Date: 29th April 2014
Page: 331 of 572



CONDUCTED SPURIOUS EMISSIONS - AVERAGE

Variant: 802.11n HT-40, Channel: 2437.00 MHz, Chain a, Temp: Ambient, Voltage: 56 Vdc



Analyser Setup	Marker : Frequency : Amplitude	Test Results
Detector = AVERAGE Sweep Count = 0 RF Atten (dB) = 10 Trace Mode = VIEW	M1 : 2424.028 MHz : -11.052 dBm M2 : 6951.864 MHz : -66.480 dBm	Limit: -41.05 dBm Margin: -25.43 dB

[Back to the Matrix](#)

This test report may be reproduced in full only. The document may only be updated by MiCOM Labs personnel. Any changes will be noted in the Document History section of the report.

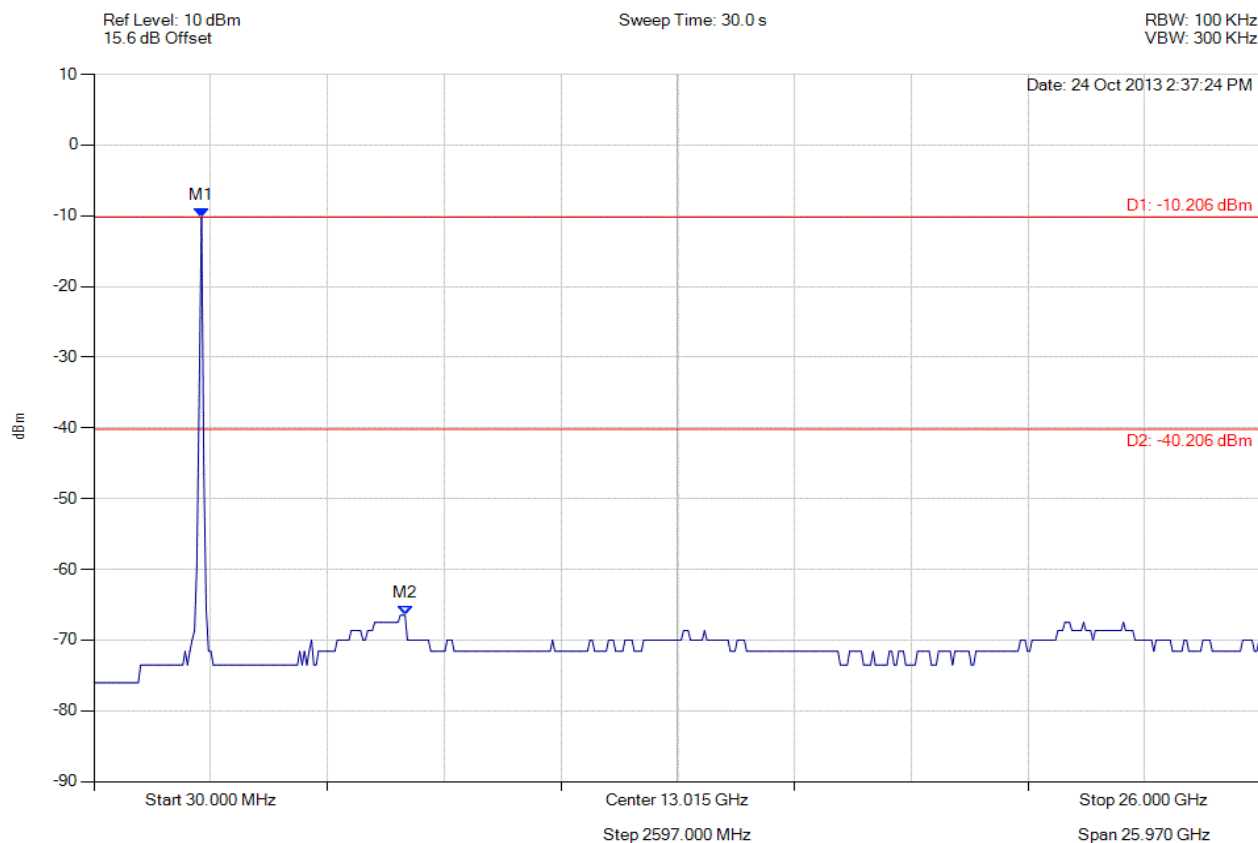


Title: Xirrus Inc. XI-AC1300, XI-AC867
To: FCC 47 CFR Part 15.247 & IC RSS-210
Serial #: XIRR04-U3 Rev A
Issue Date: 29th April 2014
Page: 332 of 572



CONDUCTED SPURIOUS EMISSIONS - AVERAGE

Variant: 802.11n HT-40, Channel: 2437.00 MHz, Chain b, Temp: Ambient, Voltage: 56 Vdc



Analyser Setup	Marker : Frequency : Amplitude	Test Results
Detector = AVERAGE Sweep Count = 0 RF Atten (dB) = 10 Trace Mode = VIEW	M1 : 2424.028 MHz : -10.206 dBm M2 : 6951.864 MHz : -66.480 dBm	Limit: -40.21 dBm Margin: -26.27 dB

[Back to the Matrix](#)

This test report may be reproduced in full only. The document may only be updated by MiCOM Labs personnel. Any changes will be noted in the Document History section of the report.

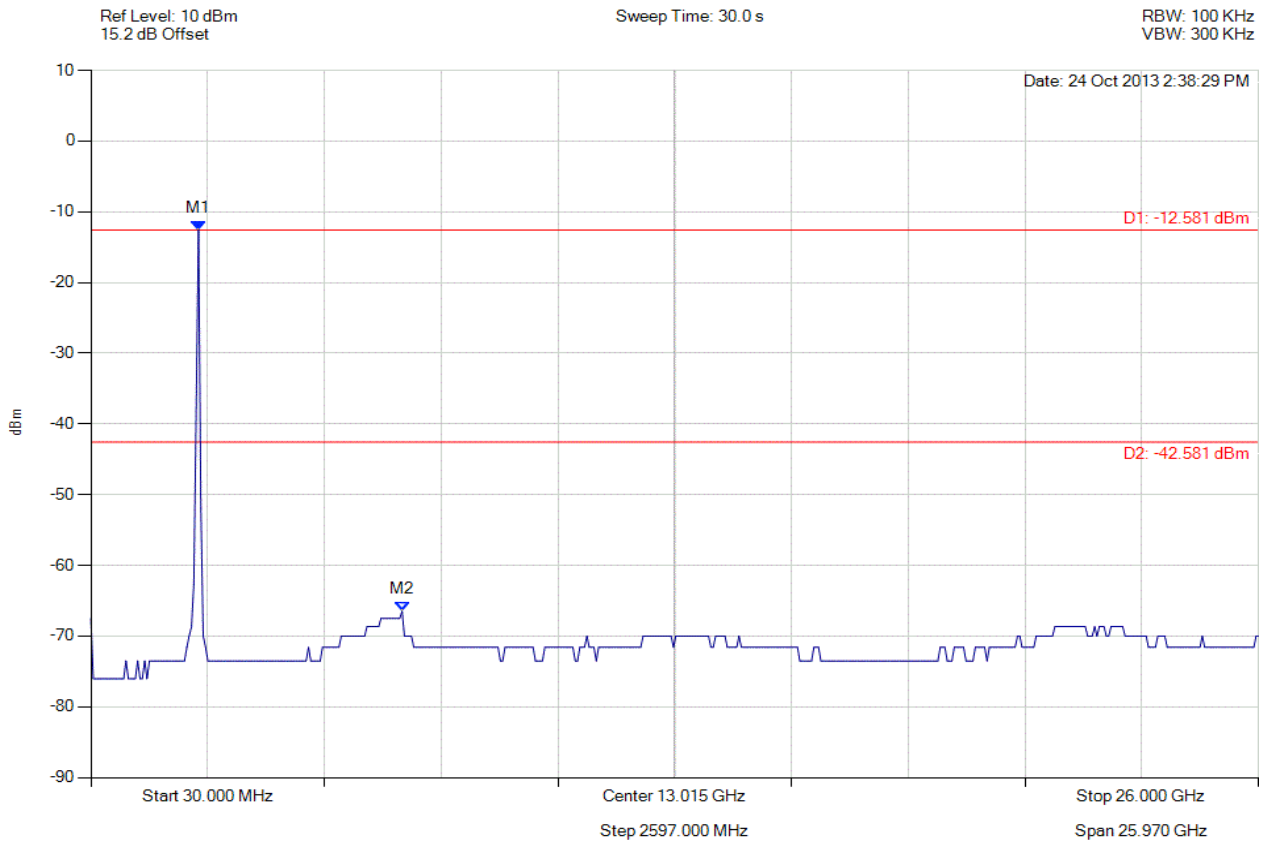


Title: Xirrus Inc. XI-AC1300, XI-AC867
To: FCC 47 CFR Part 15.247 & IC RSS-210
Serial #: XIRR04-U3 Rev A
Issue Date: 29th April 2014
Page: 333 of 572



CONDUCTED SPURIOUS EMISSIONS - AVERAGE

Variant: 802.11n HT-40, Channel: 2437.00 MHz, Chain c, Temp: Ambient, Voltage: 56 Vdc



Analyser Setup	Marker : Frequency : Amplitude	Test Results
Detector = AVERAGE Sweep Count = 0 RF Atten (dB) = 10 Trace Mode = VIEW	M1 : 2424.028 MHz : -12.581 dBm M2 : 6951.864 MHz : -66.480 dBm	Limit: -42.58 dBm Margin: -23.90 dB

[Back to the Matrix](#)

This test report may be reproduced in full only. The document may only be updated by MiCOM Labs personnel. Any changes will be noted in the Document History section of the report.

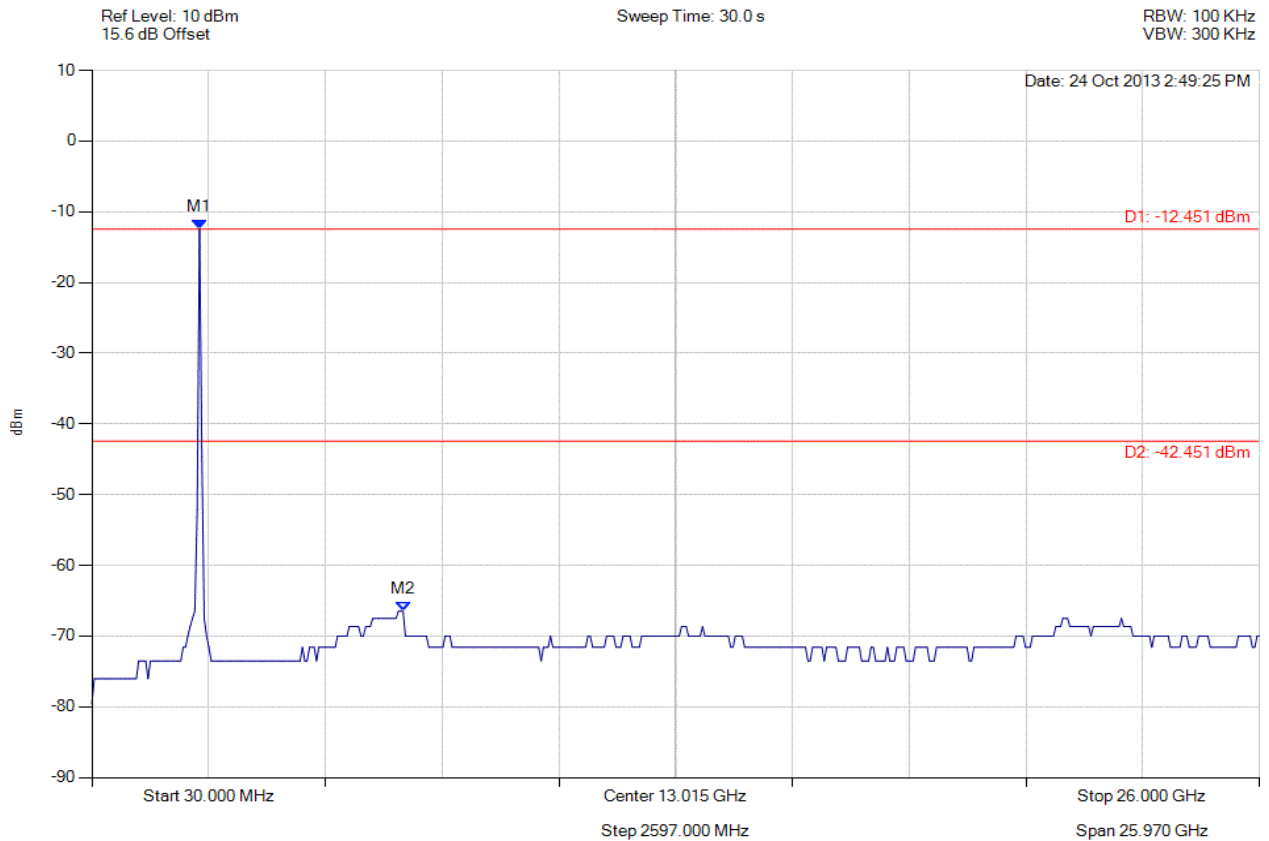


Title: Xirrus Inc. XI-AC1300, XI-AC867
To: FCC 47 CFR Part 15.247 & IC RSS-210
Serial #: XIRR04-U3 Rev A
Issue Date: 29th April 2014
Page: 334 of 572



CONDUCTED SPURIOUS EMISSIONS - AVERAGE

Variant: 802.11n HT-40, Channel: 2452.00 MHz, Chain a, Temp: Ambient, Voltage: 56 Vdc



Analyser Setup	Marker : Frequency : Amplitude	Test Results
Detector = AVERAGE Sweep Count = 0 RF Atten (dB) = 10 Trace Mode = VIEW	M1 : 2424.028 MHz : -12.451 dBm M2 : 6951.864 MHz : -66.480 dBm	Limit: -42.45 dBm Margin: -24.03 dB

[Back to the Matrix](#)

This test report may be reproduced in full only. The document may only be updated by MiCOM Labs personnel. Any changes will be noted in the Document History section of the report.

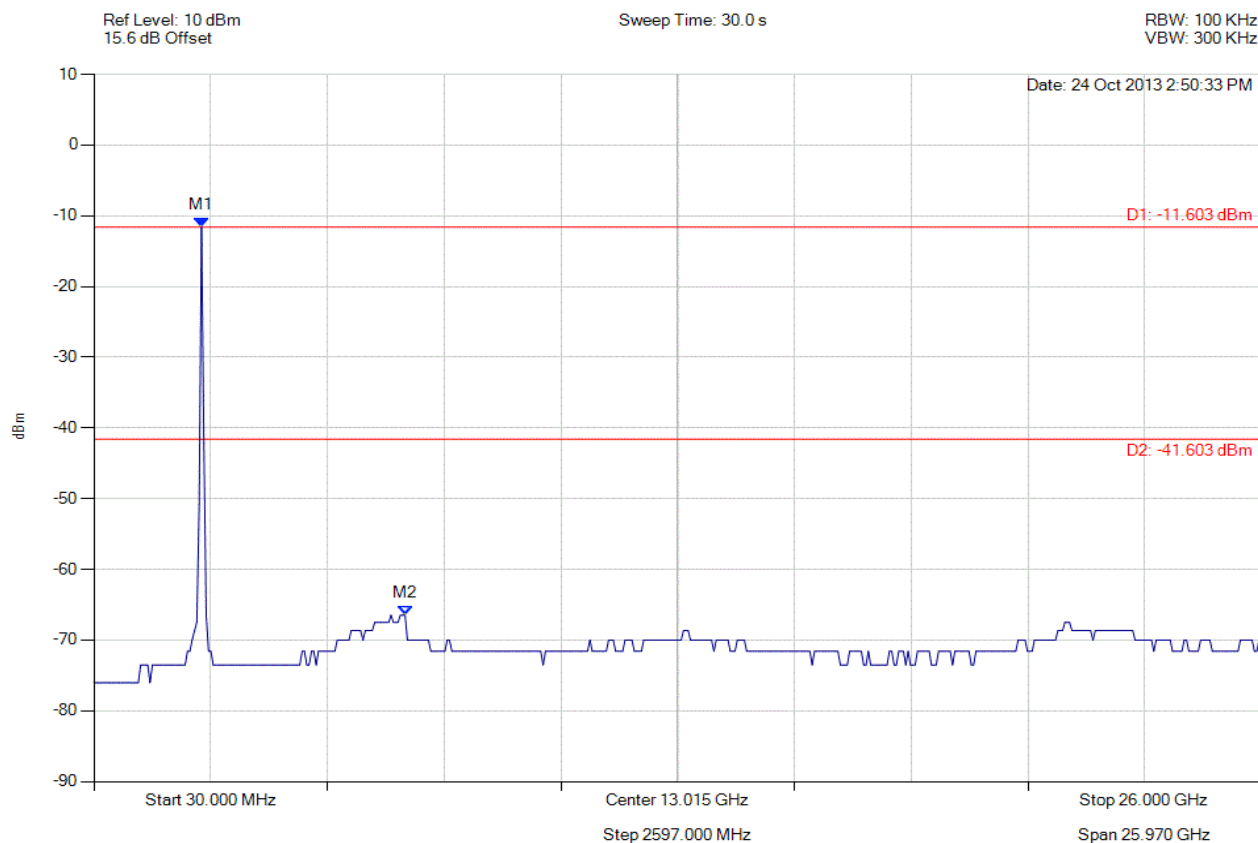


Title: Xirrus Inc. XI-AC1300, XI-AC867
To: FCC 47 CFR Part 15.247 & IC RSS-210
Serial #: XIRR04-U3 Rev A
Issue Date: 29th April 2014
Page: 335 of 572



CONDUCTED SPURIOUS EMISSIONS - AVERAGE

Variant: 802.11n HT-40, Channel: 2452.00 MHz, Chain b, Temp: Ambient, Voltage: 56 Vdc



Analyser Setup	Marker : Frequency : Amplitude	Test Results
Detector = AVERAGE Sweep Count = 0 RF Atten (dB) = 10 Trace Mode = VIEW	M1 : 2424.028 MHz : -11.603 dBm M2 : 6951.864 MHz : -66.480 dBm	Limit: -41.60 dBm Margin: -24.88 dB

[Back to the Matrix](#)

This test report may be reproduced in full only. The document may only be updated by MiCOM Labs personnel. Any changes will be noted in the Document History section of the report.

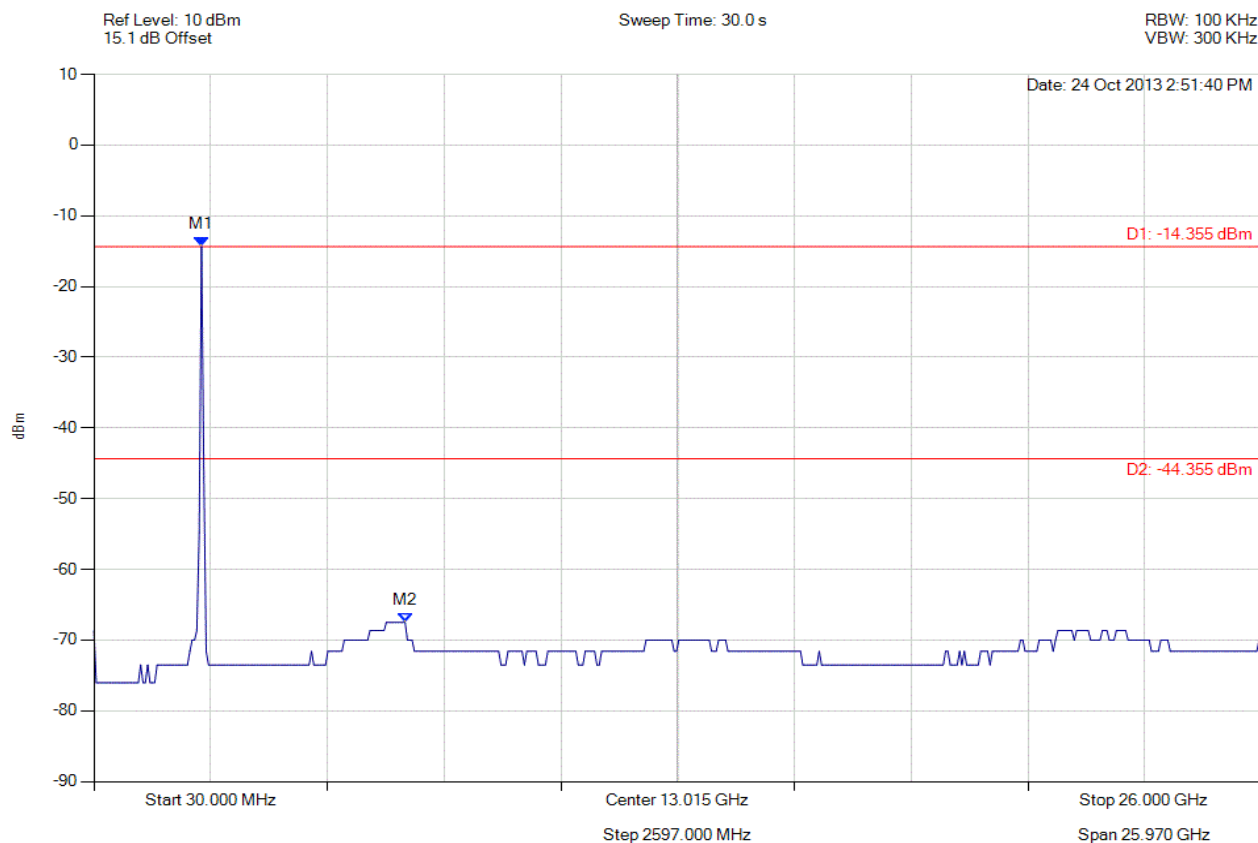


Title: Xirrus Inc. XI-AC1300, XI-AC867
To: FCC 47 CFR Part 15.247 & IC RSS-210
Serial #: XIRR04-U3 Rev A
Issue Date: 29th April 2014
Page: 336 of 572



CONDUCTED SPURIOUS EMISSIONS - AVERAGE

Variant: 802.11n HT-40, Channel: 2452.00 MHz, Chain c, Temp: Ambient, Voltage: 56 Vdc



Analyser Setup	Marker : Frequency : Amplitude	Test Results
Detector = AVERAGE Sweep Count = 0 RF Atten (dB) = 10 Trace Mode = VIEW	M1 : 2424.028 MHz : -14.355 dBm M2 : 6951.864 MHz : -67.504 dBm	Limit: -44.36 dBm Margin: -23.14 dB

[Back to the Matrix](#)

This test report may be reproduced in full only. The document may only be updated by MiCOM Labs personnel. Any changes will be noted in the Document History section of the report.

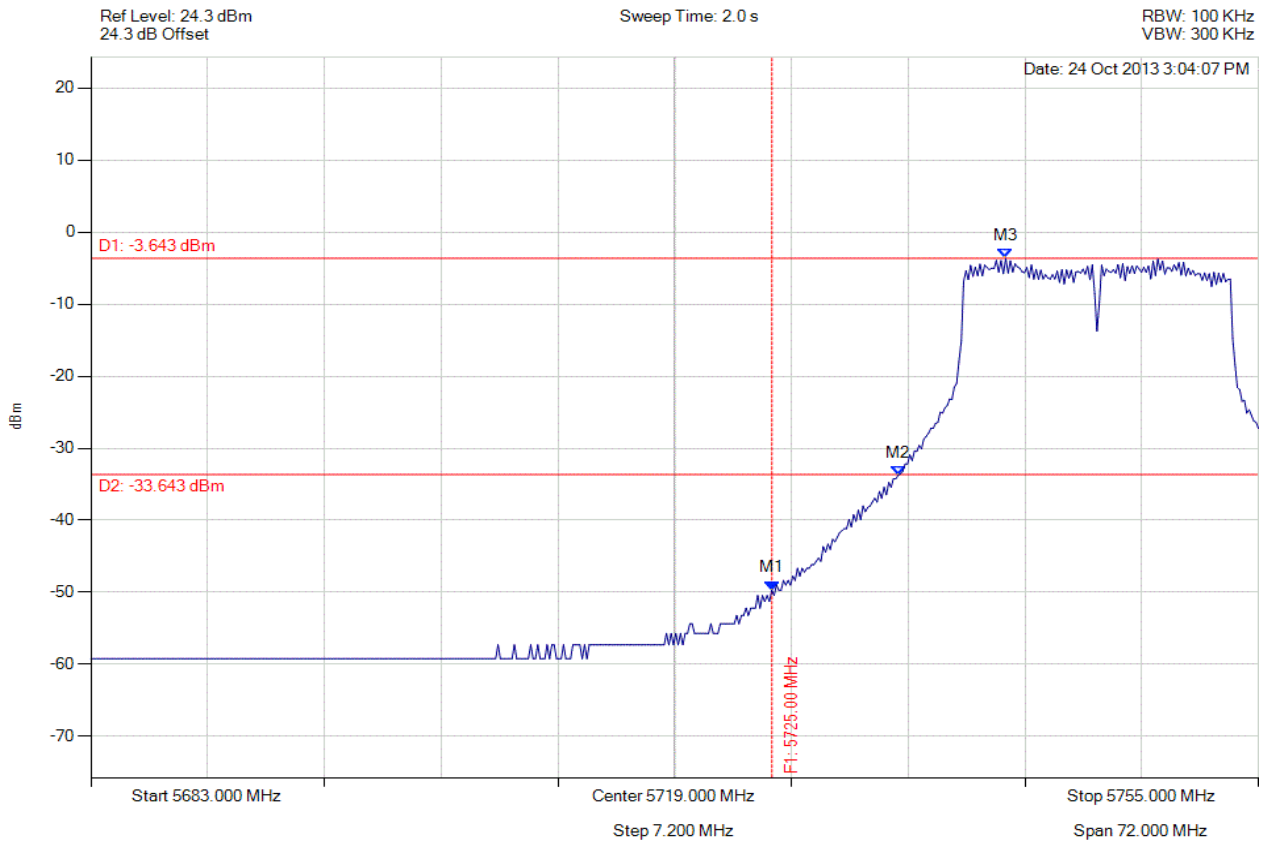


Title: Xirrus Inc. XI-AC1300, XI-AC867
To: FCC 47 CFR Part 15.247 & IC RSS-210
Serial #: XIRR04-U3 Rev A
Issue Date: 29th April 2014
Page: 337 of 572



CONDUCTED LOW BAND-EDGE EMISSIONS - AVERAGE

Variant: 802.11a, Channel: 5745.00 MHz, Chain a, Temp: Ambient, Voltage: 56 Vdc



Analyser Setup	Marker : Frequency : Amplitude	Test Results
Detector = AVERAGE Sweep Count = 0 RF Atten (dB) = 10 Trace Mode = VIEW	M1 : 5725.000 MHz : -49.682 dBm M2 : 5732.780 MHz : -33.764 dBm M3 : 5739.417 MHz : -3.643 dBm	Channel Frequency: 5745.00 MHz

[Back to the Matrix](#)

This test report may be reproduced in full only. The document may only be updated by MiCOM Labs personnel. Any changes will be noted in the Document History section of the report.

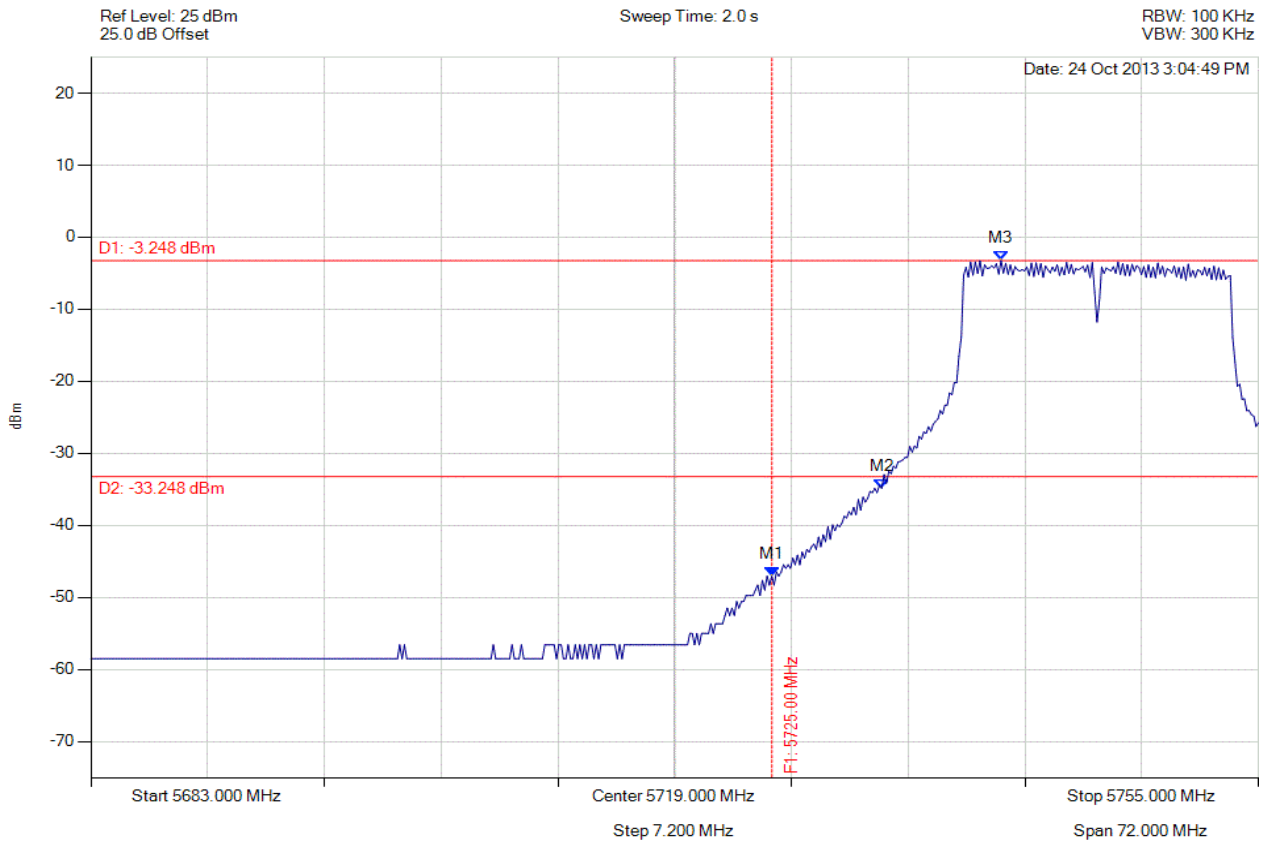


Title: Xirrus Inc. XI-AC1300, XI-AC867
To: FCC 47 CFR Part 15.247 & IC RSS-210
Serial #: XIRR04-U3 Rev A
Issue Date: 29th April 2014
Page: 338 of 572



CONDUCTED LOW BAND-EDGE EMISSIONS - AVERAGE

Variant: 802.11a, Channel: 5745.00 MHz, Chain b, Temp: Ambient, Voltage: 56 Vdc



Analyser Setup	Marker : Frequency : Amplitude	Test Results
Detector = AVERAGE Sweep Count = 0 RF Atten (dB) = 10 Trace Mode = VIEW	M1 : 5725.000 MHz : -47.044 dBm M2 : 5731.770 MHz : -34.859 dBm M3 : 5739.128 MHz : -3.248 dBm	Channel Frequency: 5745.00 MHz

[Back to the Matrix](#)

This test report may be reproduced in full only. The document may only be updated by MiCOM Labs personnel. Any changes will be noted in the Document History section of the report.

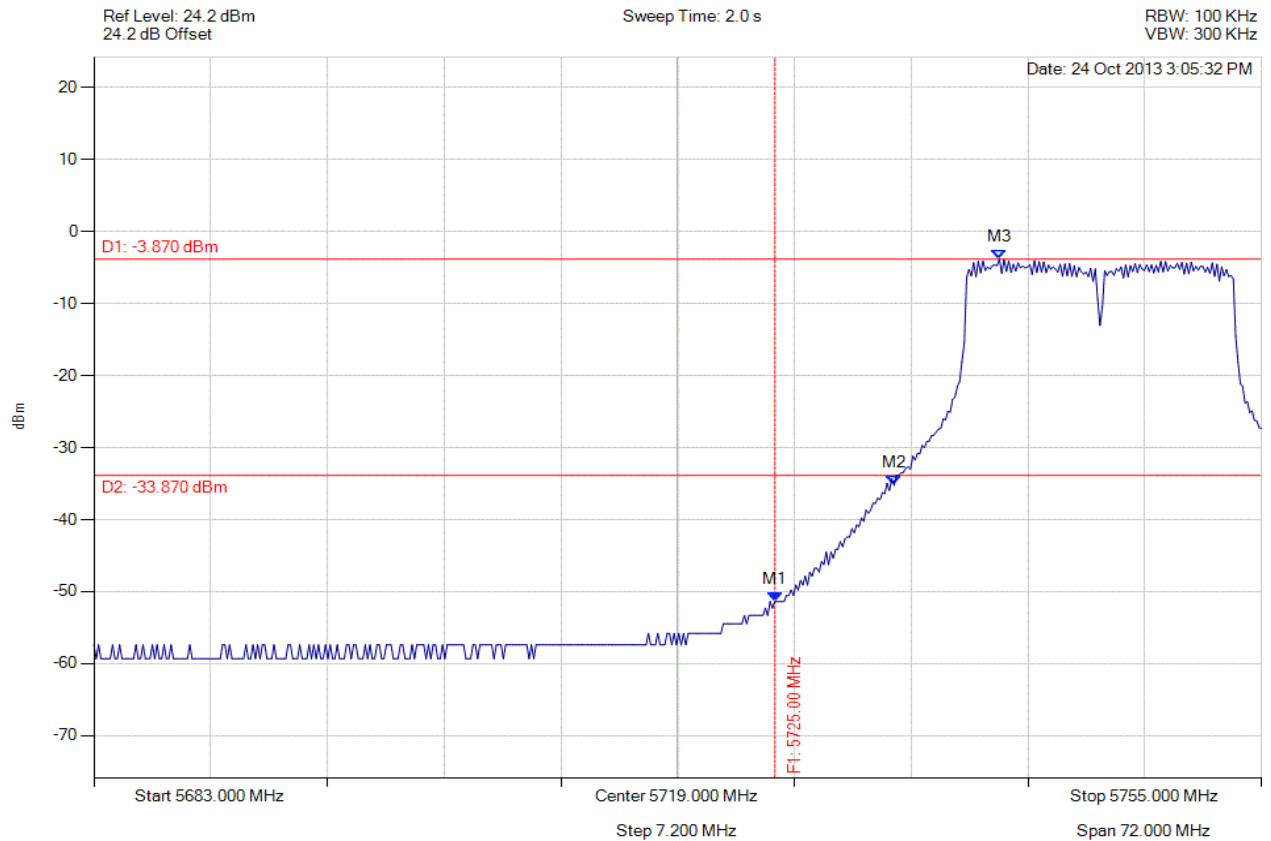


Title: Xirrus Inc. XI-AC1300, XI-AC867
To: FCC 47 CFR Part 15.247 & IC RSS-210
Serial #: XIRR04-U3 Rev A
Issue Date: 29th April 2014
Page: 339 of 572



CONDUCTED LOW BAND-EDGE EMISSIONS - AVERAGE

Variant: 802.11a, Channel: 5745.00 MHz, Chain c, Temp: Ambient, Voltage: 56 Vdc



Analyser Setup	Marker : Frequency : Amplitude	Test Results
Detector = AVERAGE Sweep Count = 0 RF Atten (dB) = 10 Trace Mode = VIEW	M1 : 5725.000 MHz : -51.365 dBm M2 : 5732.347 MHz : -35.242 dBm M3 : 5738.840 MHz : -3.870 dBm	Channel Frequency: 5745.00 MHz

[Back to the Matrix](#)

This test report may be reproduced in full only. The document may only be updated by MiCOM Labs personnel. Any changes will be noted in the Document History section of the report.

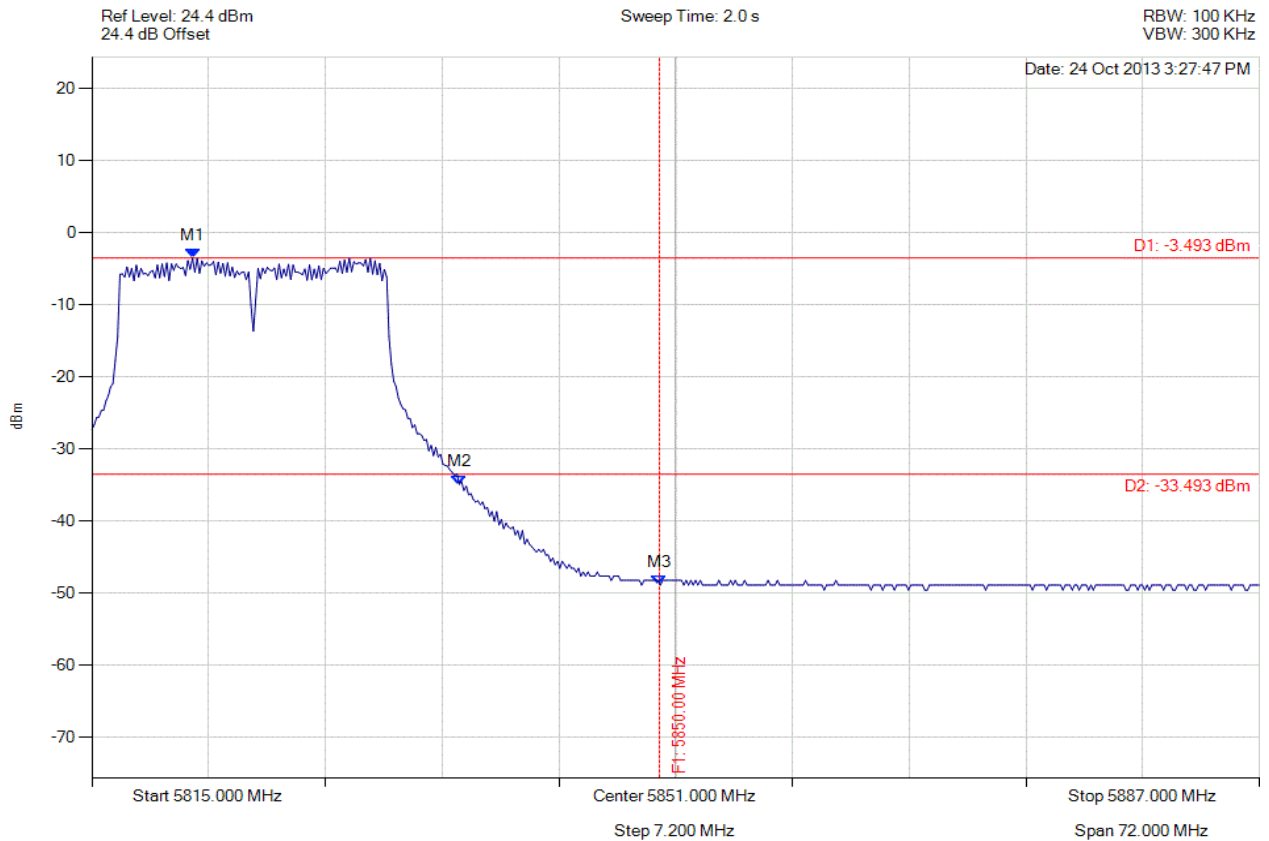


Title: Xirrus Inc. XI-AC1300, XI-AC867
To: FCC 47 CFR Part 15.247 & IC RSS-210
Serial #: XIRR04-U3 Rev A
Issue Date: 29th April 2014
Page: 340 of 572



CONDUCTED HIGH BAND-EDGE EMISSIONS - AVERAGE

Variant: 802.11a, Channel: 5825.00 MHz, Chain a, Temp: Ambient, Voltage: 56 Vdc



Analyser Setup	Marker : Frequency : Amplitude	Test Results
Detector = AVERAGE Sweep Count = 0 RF Atten (dB) = 20 Trace Mode = VIEW	M1 : 5821.204 MHz : -3.493 dBm M2 : 5837.653 MHz : -34.907 dBm M3 : 5850.000 MHz : -48.886 dBm	Channel Frequency: 5825.00 MHz

[Back to the Matrix](#)

This test report may be reproduced in full only. The document may only be updated by MiCOM Labs personnel. Any changes will be noted in the Document History section of the report.

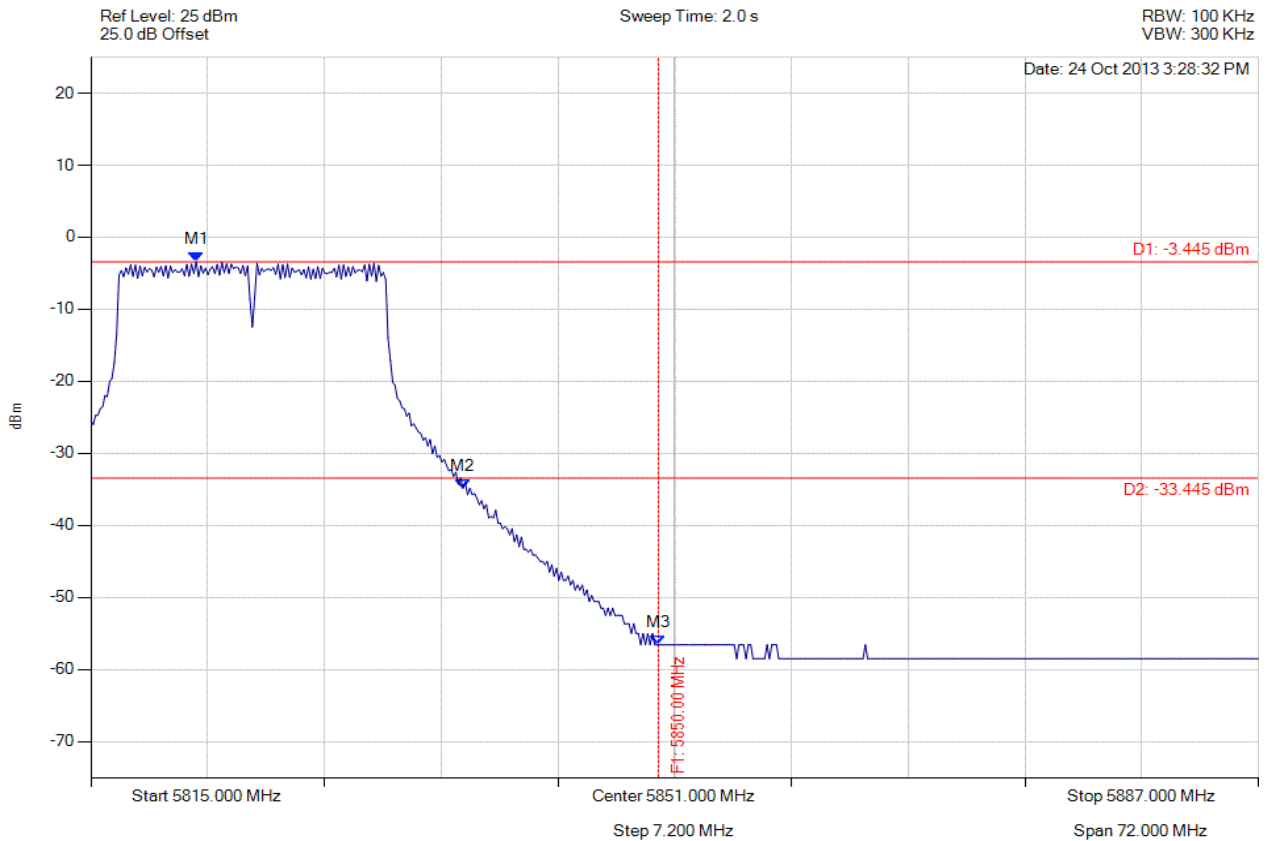


Title: Xirrus Inc. XI-AC1300, XI-AC867
To: FCC 47 CFR Part 15.247 & IC RSS-210
Serial #: XIRR04-U3 Rev A
Issue Date: 29th April 2014
Page: 341 of 572



CONDUCTED HIGH BAND-EDGE EMISSIONS - AVERAGE

Variant: 802.11a, Channel: 5825.00 MHz, Chain b, Temp: Ambient, Voltage: 56 Vdc



Analyser Setup	Marker : Frequency : Amplitude	Test Results
Detector = AVERAGE Sweep Count = 0 RF Atten (dB) = 10 Trace Mode = VIEW	M1 : 5821.493 MHz : -3.445 dBm M2 : 5837.942 MHz : -34.859 dBm M3 : 5850.000 MHz : -56.586 dBm	Channel Frequency: 5825.00 MHz

[Back to the Matrix](#)

This test report may be reproduced in full only. The document may only be updated by MiCOM Labs personnel. Any changes will be noted in the Document History section of the report.

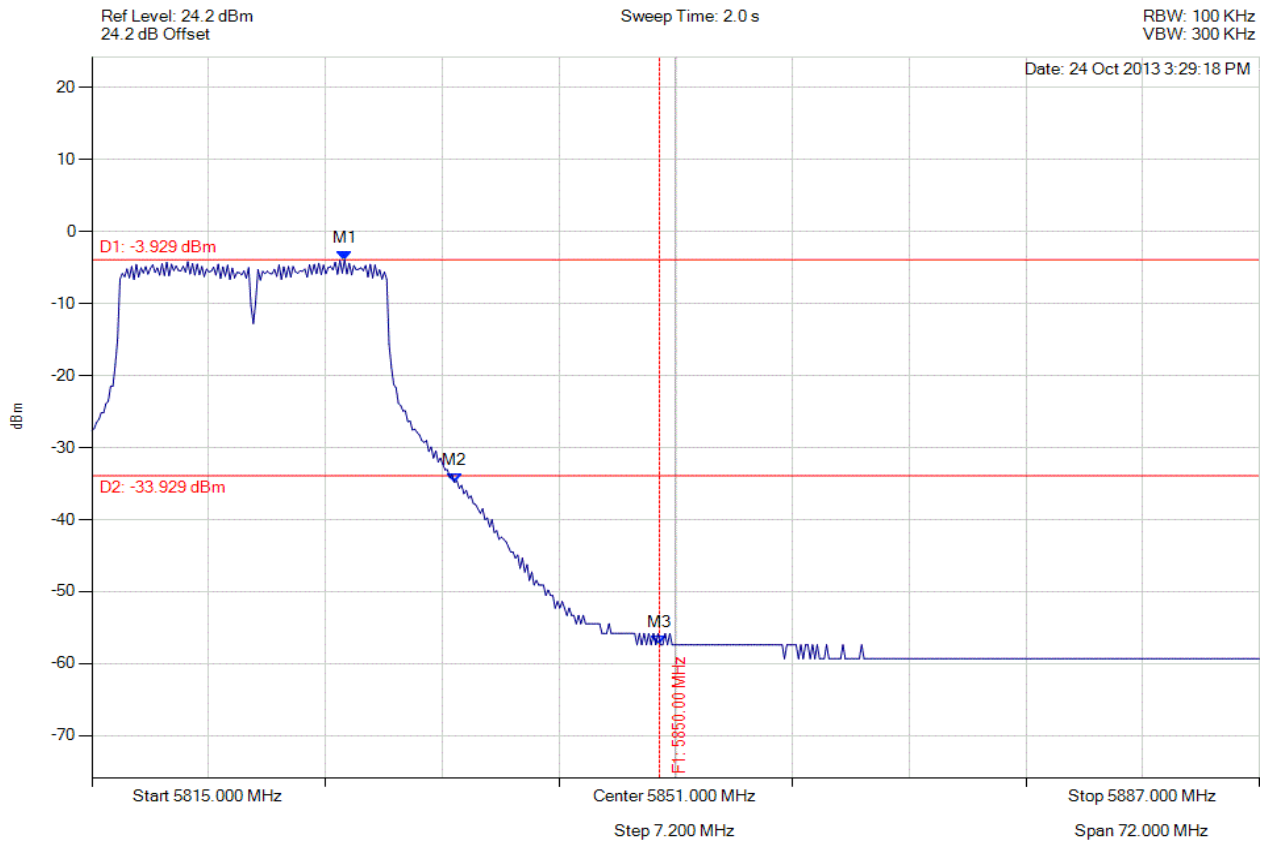


Title: Xirrus Inc. XI-AC1300, XI-AC867
To: FCC 47 CFR Part 15.247 & IC RSS-210
Serial #: XIRR04-U3 Rev A
Issue Date: 29th April 2014
Page: 342 of 572



CONDUCTED HIGH BAND-EDGE EMISSIONS - AVERAGE

Variant: 802.11a, Channel: 5825.00 MHz, Chain c, Temp: Ambient, Voltage: 56 Vdc



Analyser Setup	Marker : Frequency : Amplitude	Test Results
Detector = AVERAGE Sweep Count = 0 RF Atten (dB) = 10 Trace Mode = VIEW	M1 : 5830.583 MHz : -3.929 dBm M2 : 5837.365 MHz : -34.844 dBm M3 : 5850.000 MHz : -57.386 dBm	Channel Frequency: 5825.00 MHz

[Back to the Matrix](#)

This test report may be reproduced in full only. The document may only be updated by MiCOM Labs personnel. Any changes will be noted in the Document History section of the report.

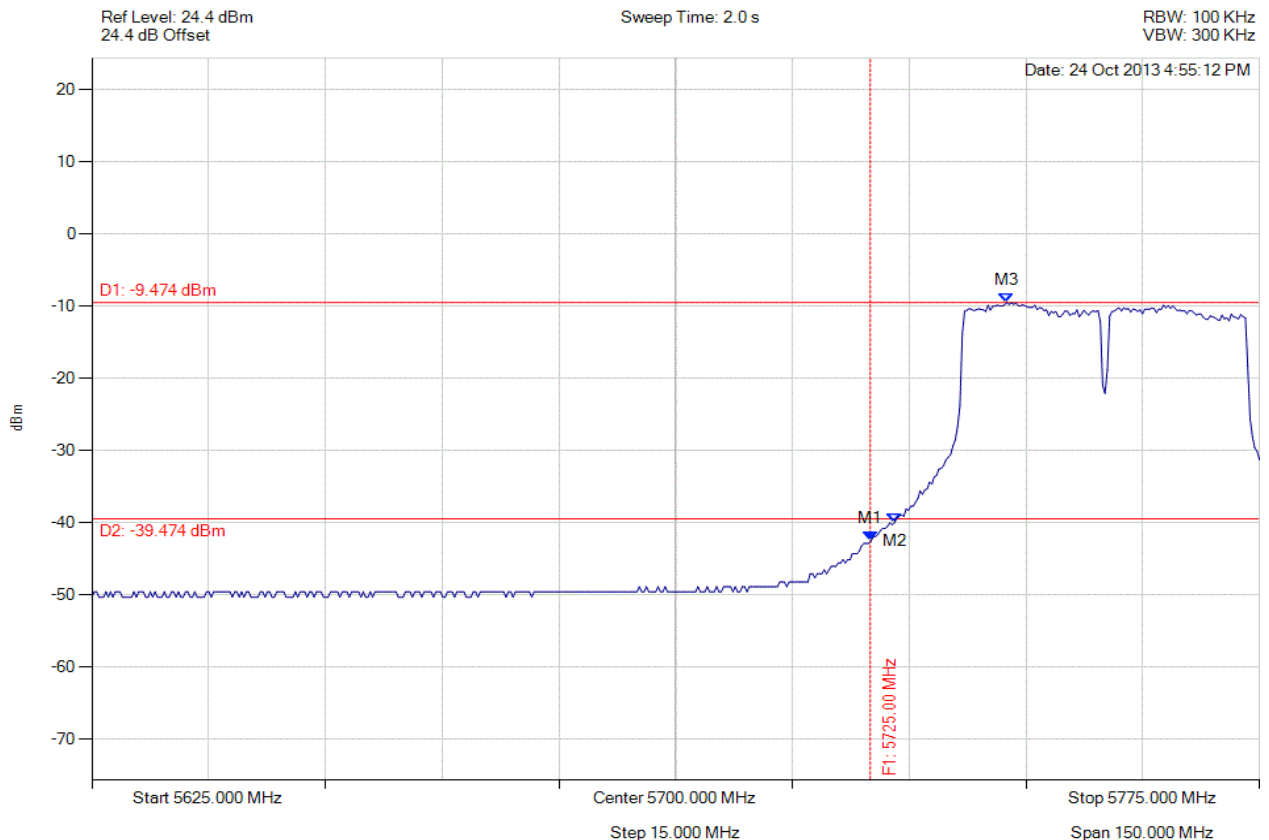


Title: Xirrus Inc. XI-AC1300, XI-AC867
To: FCC 47 CFR Part 15.247 & IC RSS-210
Serial #: XIRR04-U3 Rev A
Issue Date: 29th April 2014
Page: 343 of 572



CONDUCTED LOW BAND-EDGE EMISSIONS - AVERAGE

Variant: 802.11ac-40, Channel: 5755.00 MHz, Chain a, Temp: Ambient, Voltage: 56 Vdc



Analyser Setup	Marker : Frequency : Amplitude	Test Results
Detector = AVERAGE Sweep Count = 0 RF Atten (dB) = 20 Trace Mode = VIEW	M1 : 5725.000 MHz : -42.538 dBm M2 : 5728.106 MHz : -40.039 dBm M3 : 5742.535 MHz : -9.474 dBm	Channel Frequency: 5755.00 MHz

[Back to the Matrix](#)

This test report may be reproduced in full only. The document may only be updated by MiCOM Labs personnel. Any changes will be noted in the Document History section of the report.

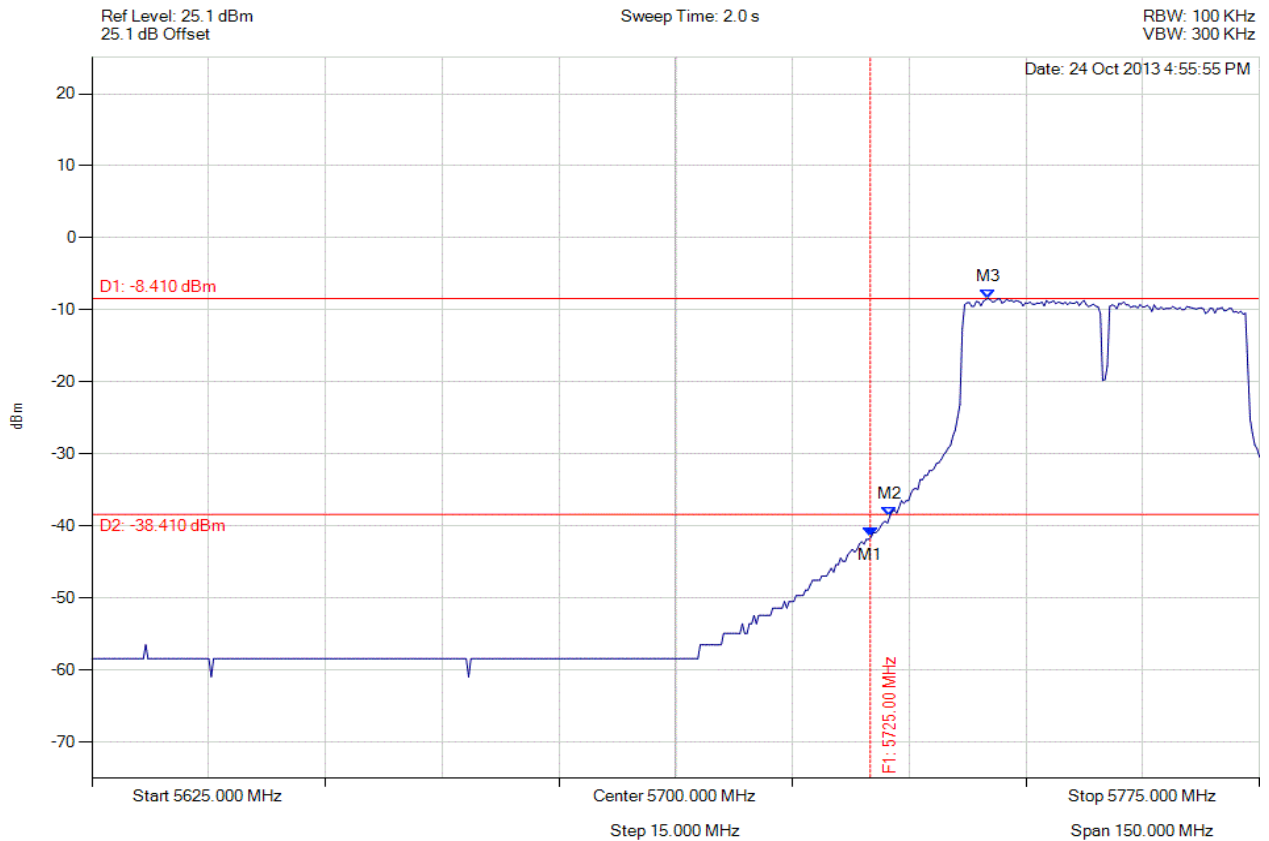


Title: Xirrus Inc. XI-AC1300, XI-AC867
To: FCC 47 CFR Part 15.247 & IC RSS-210
Serial #: XIRR04-U3 Rev A
Issue Date: 29th April 2014
Page: 344 of 572



CONDUCTED LOW BAND-EDGE EMISSIONS - AVERAGE

Variant: 802.11ac-40, Channel: 5755.00 MHz, Chain b, Temp: Ambient, Voltage: 56 Vdc



Analyser Setup	Marker : Frequency : Amplitude	Test Results
Detector = AVERAGE Sweep Count = 0 RF Atten (dB) = 10 Trace Mode = VIEW	M1 : 5725.000 MHz : -41.522 dBm M2 : 5727.505 MHz : -38.644 dBm M3 : 5740.130 MHz : -8.410 dBm	Channel Frequency: 5755.00 MHz

[Back to the Matrix](#)

This test report may be reproduced in full only. The document may only be updated by MiCOM Labs personnel. Any changes will be noted in the Document History section of the report.

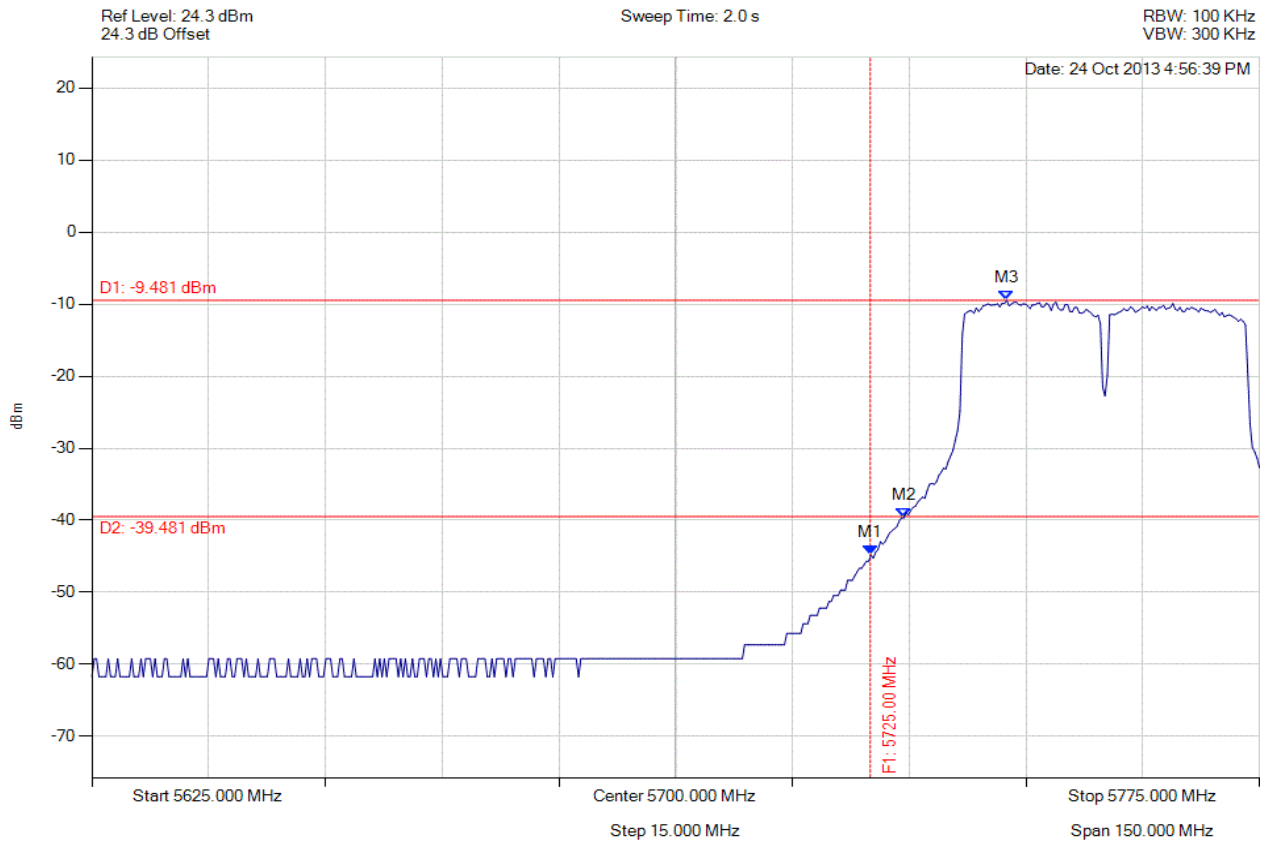


Title: Xirrus Inc. XI-AC1300, XI-AC867
To: FCC 47 CFR Part 15.247 & IC RSS-210
Serial #: XIRR04-U3 Rev A
Issue Date: 29th April 2014
Page: 345 of 572



CONDUCTED LOW BAND-EDGE EMISSIONS - AVERAGE

Variant: 802.11ac-40, Channel: 5755.00 MHz, Chain c, Temp: Ambient, Voltage: 56 Vdc



Analyser Setup	Marker : Frequency : Amplitude	Test Results
Detector = AVERAGE Sweep Count = 0 RF Atten (dB) = 10 Trace Mode = VIEW	M1 : 5725.000 MHz : -44.821 dBm M2 : 5729.309 MHz : -39.670 dBm M3 : 5742.535 MHz : -9.481 dBm	Channel Frequency: 5755.00 MHz

[Back to the Matrix](#)

This test report may be reproduced in full only. The document may only be updated by MiCOM Labs personnel. Any changes will be noted in the Document History section of the report.

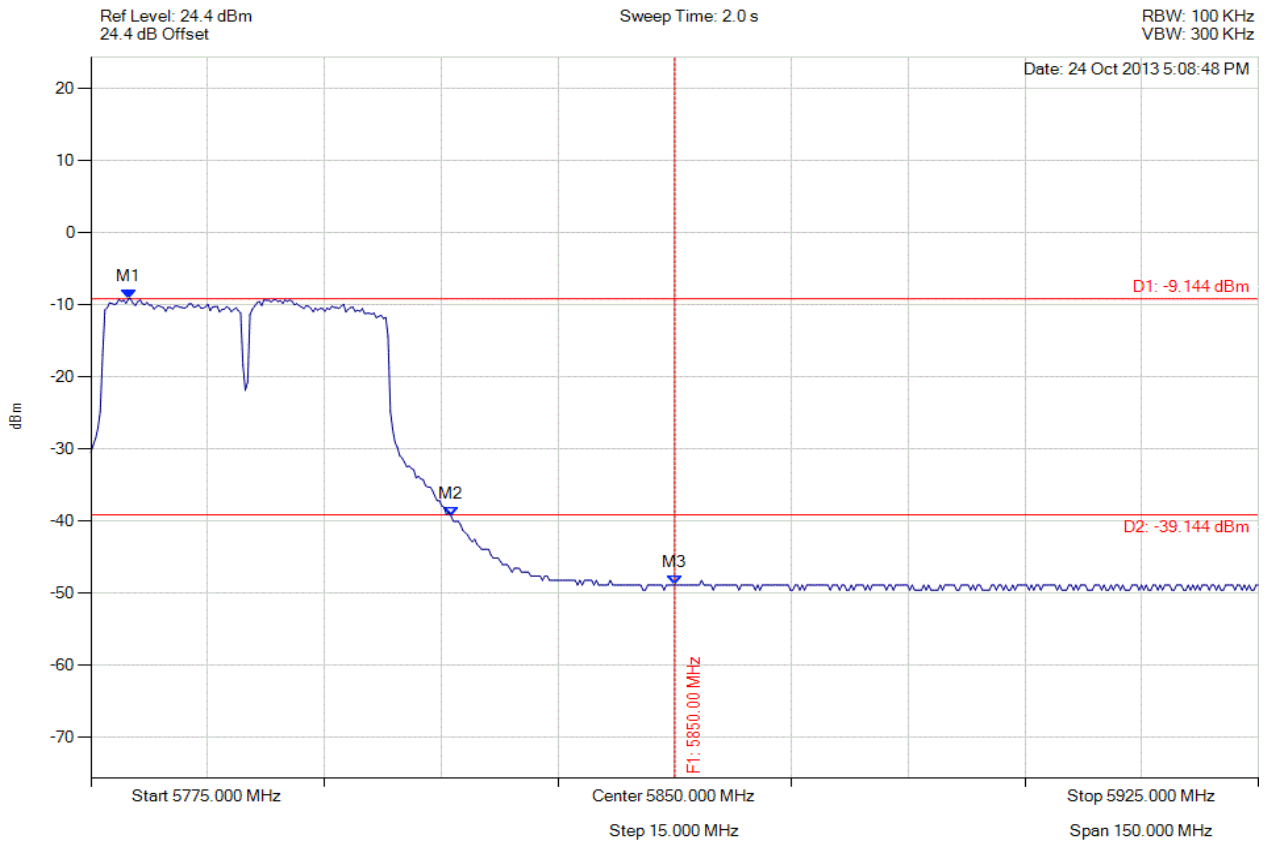


Title: Xirrus Inc. XI-AC1300, XI-AC867
To: FCC 47 CFR Part 15.247 & IC RSS-210
Serial #: XIRR04-U3 Rev A
Issue Date: 29th April 2014
Page: 346 of 572



CONDUCTED HIGH BAND-EDGE EMISSIONS - AVERAGE

Variant: 802.11ac-40, Channel: 5795.00 MHz, Chain a, Temp: Ambient, Voltage: 56 Vdc



Analyser Setup	Marker : Frequency : Amplitude	Test Results
Detector = AVERAGE Sweep Count = 0 RF Atten (dB) = 20 Trace Mode = VIEW	M1 : 5779.810 MHz : -9.144 dBm M2 : 5821.293 MHz : -39.344 dBm M3 : 5850.000 MHz : -48.886 dBm	Channel Frequency: 5795.00 MHz

[Back to the Matrix](#)

This test report may be reproduced in full only. The document may only be updated by MiCOM Labs personnel. Any changes will be noted in the Document History section of the report.

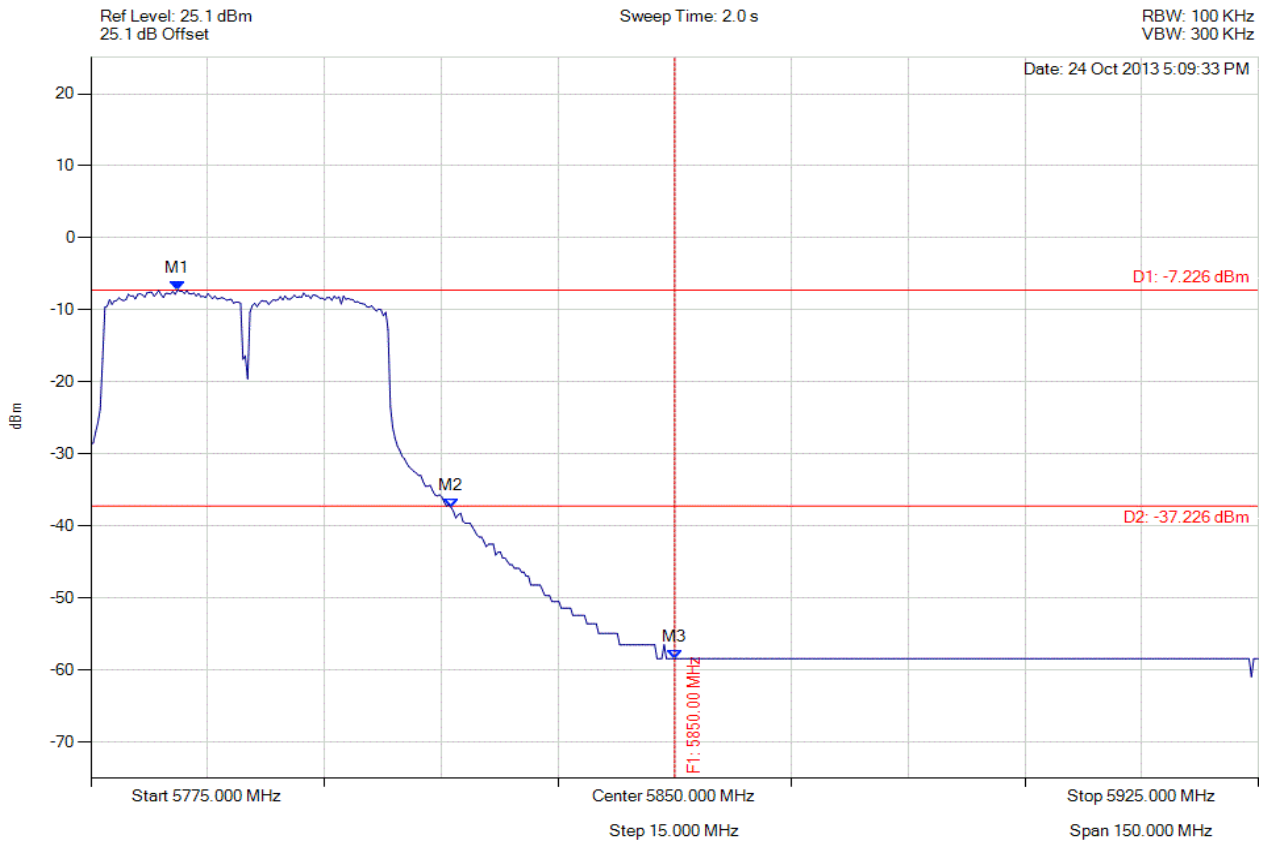


Title: Xirrus Inc. XI-AC1300, XI-AC867
To: FCC 47 CFR Part 15.247 & IC RSS-210
Serial #: XIRR04-U3 Rev A
Issue Date: 29th April 2014
Page: 347 of 572



CONDUCTED HIGH BAND-EDGE EMISSIONS - AVERAGE

Variant: 802.11ac-40, Channel: 5795.00 MHz, Chain b, Temp: Ambient, Voltage: 56 Vdc



Analyser Setup	Marker : Frequency : Amplitude	Test Results
Detector = AVERAGE Sweep Count = 0 RF Atten (dB) = 10 Trace Mode = VIEW	M1 : 5786.122 MHz : -7.226 dBm M2 : 5821.293 MHz : -37.401 dBm M3 : 5850.000 MHz : -58.424 dBm	Channel Frequency: 5795.00 MHz

[Back to the Matrix](#)

This test report may be reproduced in full only. The document may only be updated by MiCOM Labs personnel. Any changes will be noted in the Document History section of the report.

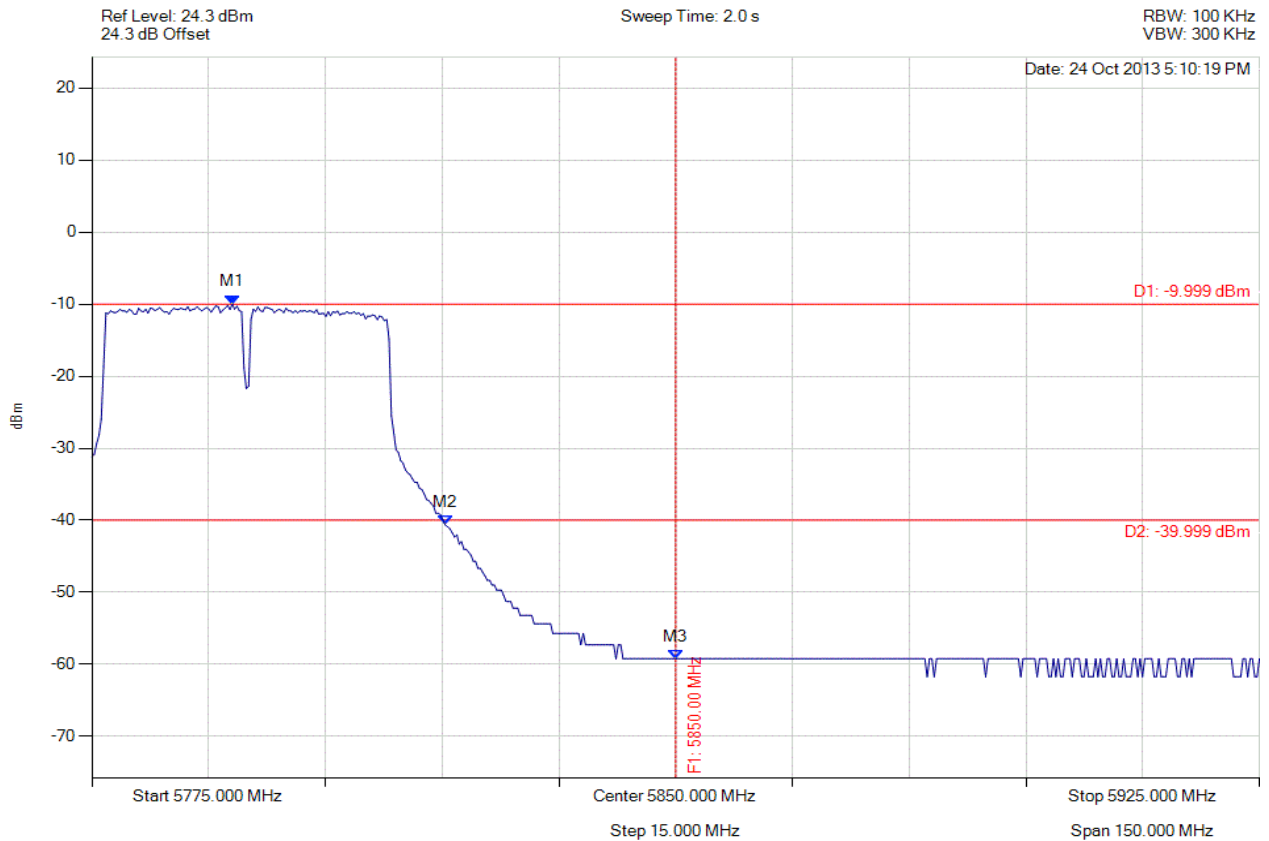


Title: Xirrus Inc. XI-AC1300, XI-AC867
To: FCC 47 CFR Part 15.247 & IC RSS-210
Serial #: XIRR04-U3 Rev A
Issue Date: 29th April 2014
Page: 348 of 572



CONDUCTED HIGH BAND-EDGE EMISSIONS - AVERAGE

Variant: 802.11ac-40, Channel: 5795.00 MHz, Chain c, Temp: Ambient, Voltage: 56 Vdc



Analyser Setup	Marker : Frequency : Amplitude	Test Results
Detector = AVERAGE Sweep Count = 0 RF Atten (dB) = 10 Trace Mode = VIEW	M1 : 5793.036 MHz : -9.999 dBm M2 : 5820.391 MHz : -40.636 dBm M3 : 5850.000 MHz : -59.224 dBm	Channel Frequency: 5795.00 MHz

[Back to the Matrix](#)

This test report may be reproduced in full only. The document may only be updated by MiCOM Labs personnel. Any changes will be noted in the Document History section of the report.

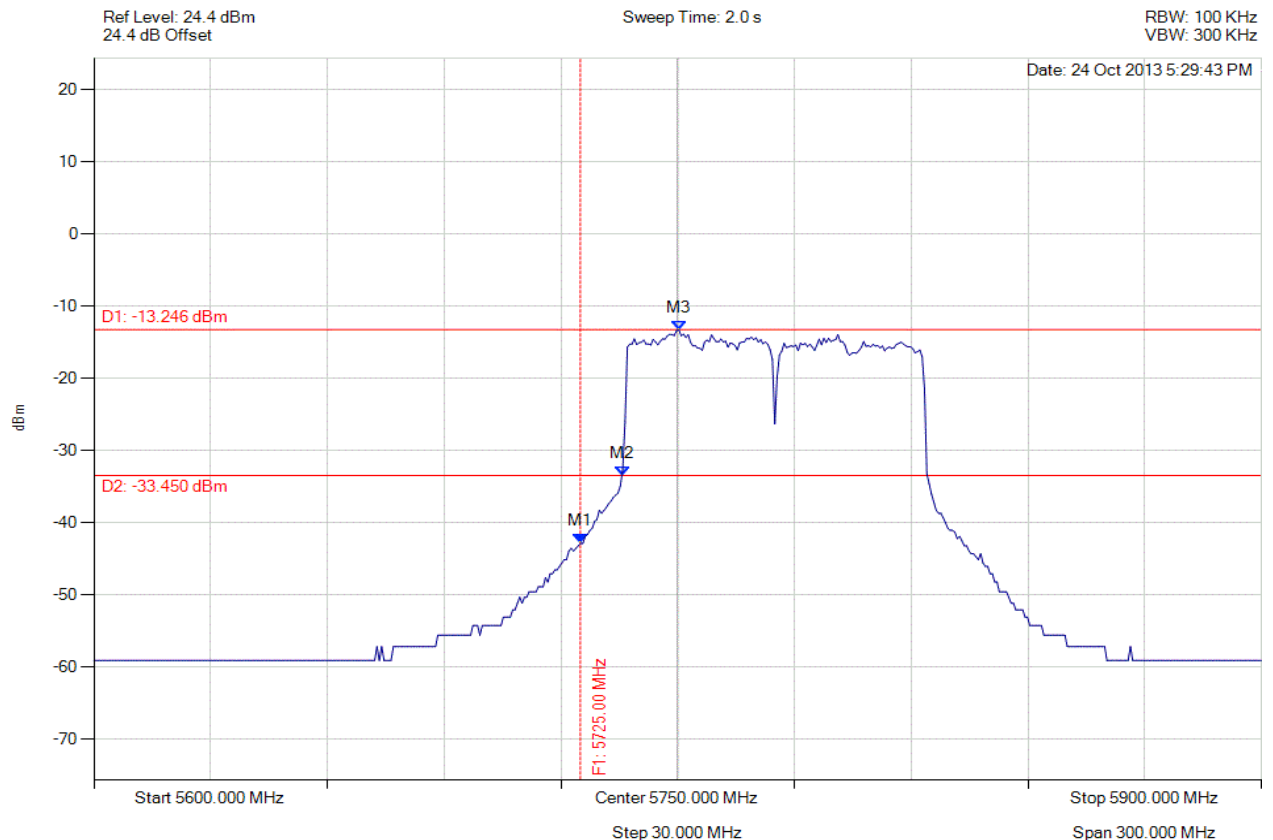


Title: Xirrus Inc. XI-AC1300, XI-AC867
To: FCC 47 CFR Part 15.247 & IC RSS-210
Serial #: XIRR04-U3 Rev A
Issue Date: 29th April 2014
Page: 349 of 572



CONDUCTED LOW BAND-EDGE EMISSIONS - AVERAGE

Variant: 802.11ac-80, Channel: 5775.00 MHz, Chain a, Temp: Ambient, Voltage: 56 Vdc



Analyser Setup	Marker : Frequency : Amplitude	Test Results
Detector = AVERAGE Sweep Count = 0 RF Atten (dB) = 10 Trace Mode = VIEW	M1 : 5725.000 MHz : -42.866 dBm M2 : 5735.872 MHz : -33.450 dBm M3 : 5750.301 MHz : -13.246 dBm	Channel Frequency: 5775.00 MHz

[Back to the Matrix](#)

This test report may be reproduced in full only. The document may only be updated by MiCOM Labs personnel. Any changes will be noted in the Document History section of the report.

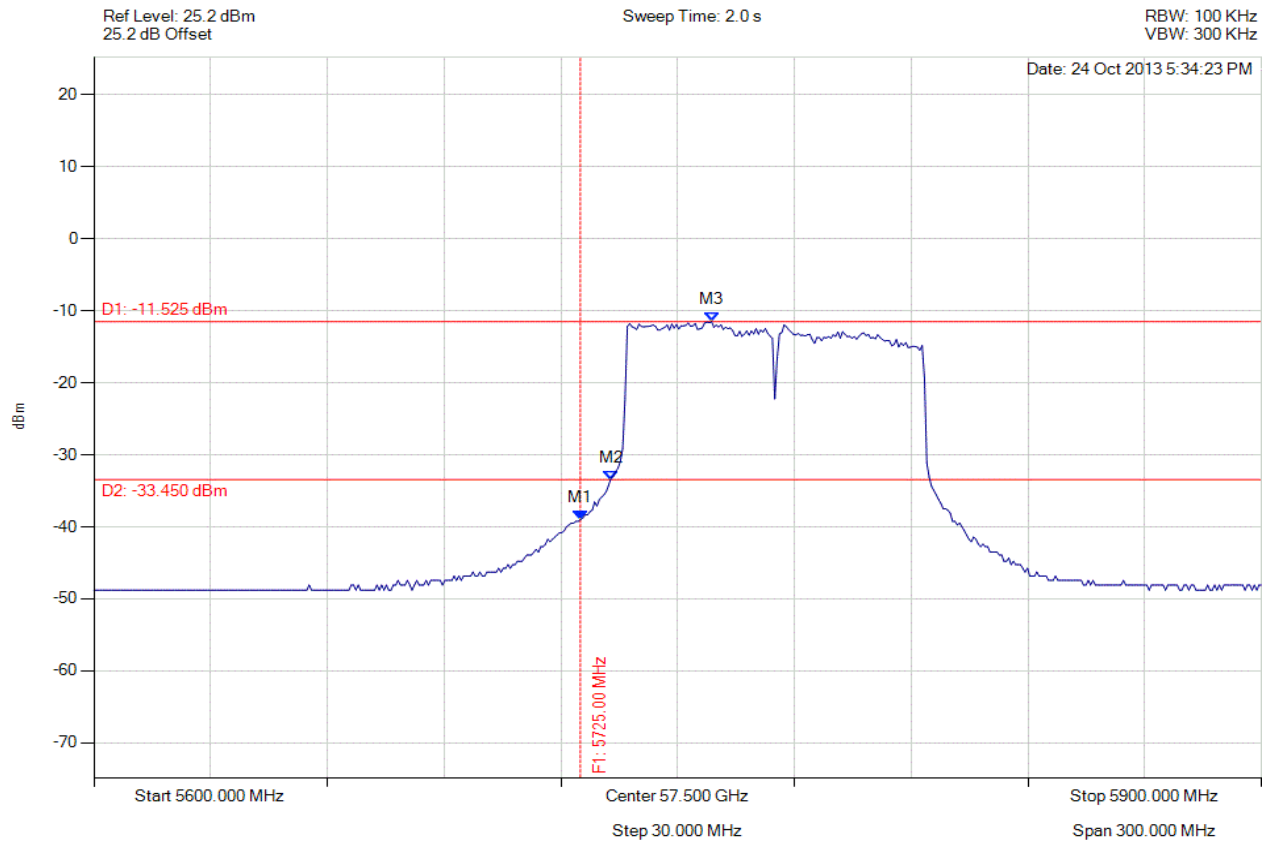


Title: Xirrus Inc. XI-AC1300, XI-AC867
To: FCC 47 CFR Part 15.247 & IC RSS-210
Serial #: XIRR04-U3 Rev A
Issue Date: 29th April 2014
Page: 350 of 572



CONDUCTED LOW BAND-EDGE EMISSIONS - AVERAGE

Variant: 802.11ac-80, Channel: 5775.00 MHz, Chain b, Temp: Ambient, Voltage: 56 Vdc



Analyser Setup	Marker : Frequency : Amplitude	Test Results
Detector = AVERAGE Sweep Count = 0 RF Atten (dB) = 20 Trace Mode = VIEW	M1 : 5725.000 MHz : -39.001 dBm M2 : 5732.866 MHz : -33.450 dBm M3 : 5758.717 MHz : -11.525 dBm	Channel Frequency: 5775.00 MHz

[Back to the Matrix](#)

This test report may be reproduced in full only. The document may only be updated by MiCOM Labs personnel. Any changes will be noted in the Document History section of the report.

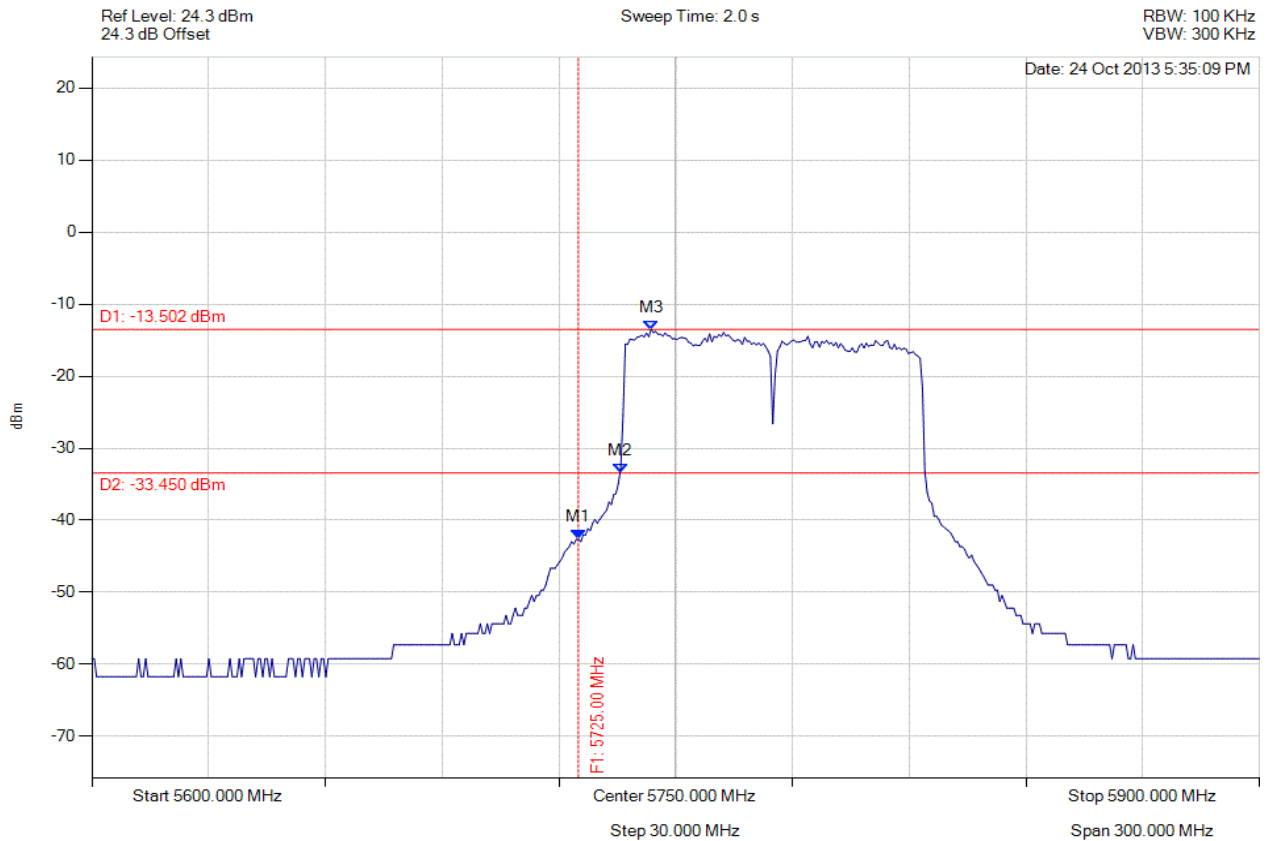


Title: Xirrus Inc. XI-AC1300, XI-AC867
To: FCC 47 CFR Part 15.247 & IC RSS-210
Serial #: XIRR04-U3 Rev A
Issue Date: 29th April 2014
Page: 351 of 572



CONDUCTED LOW BAND-EDGE EMISSIONS - AVERAGE

Variant: 802.11ac-80, Channel: 5775.00 MHz, Chain c, Temp: Ambient, Voltage: 56 Vdc



Analyser Setup	Marker : Frequency : Amplitude	Test Results
Detector = AVERAGE Sweep Count = 0 RF Atten (dB) = 10 Trace Mode = VIEW	M1 : 5725.000 MHz : -42.638 dBm M2 : 5735.872 MHz : -33.450 dBm M3 : 5743.687 MHz : -13.502 dBm	Channel Frequency: 5775.00 MHz

[Back to the Matrix](#)

This test report may be reproduced in full only. The document may only be updated by MiCOM Labs personnel. Any changes will be noted in the Document History section of the report.

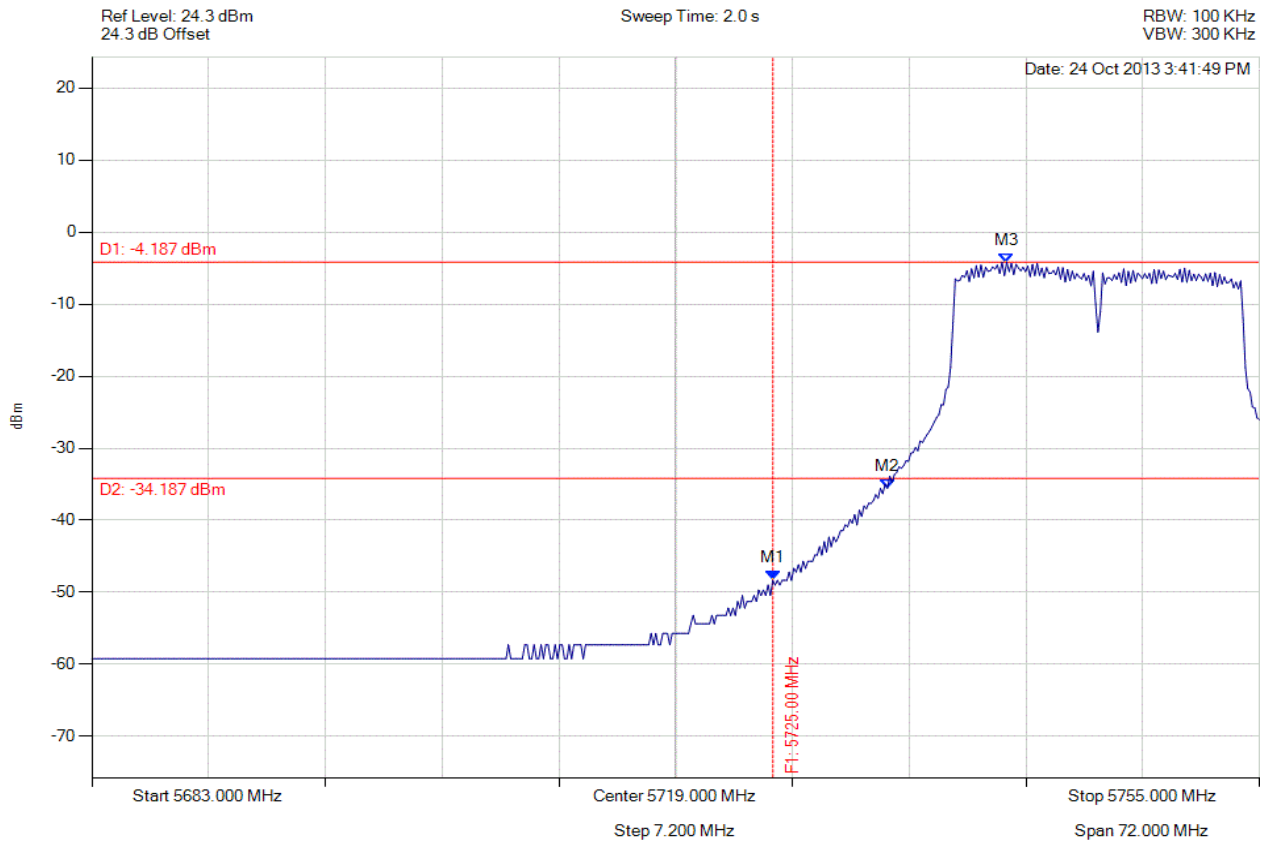


Title: Xirrus Inc. XI-AC1300, XI-AC867
To: FCC 47 CFR Part 15.247 & IC RSS-210
Serial #: XIRR04-U3 Rev A
Issue Date: 29th April 2014
Page: 352 of 572



CONDUCTED LOW BAND-EDGE EMISSIONS - AVERAGE

Variant: 802.11n HT-20, Channel: 5745.00 MHz, Chain a, Temp: Ambient, Voltage: 56 Vdc



Analyser Setup	Marker : Frequency : Amplitude	Test Results
Detector = AVERAGE Sweep Count = 0 RF Atten (dB) = 10 Trace Mode = VIEW	M1 : 5725.000 MHz : -48.343 dBm M2 : 5732.058 MHz : -35.559 dBm M3 : 5739.417 MHz : -4.187 dBm	Channel Frequency: 5745.00 MHz

[Back to the Matrix](#)

This test report may be reproduced in full only. The document may only be updated by MiCOM Labs personnel. Any changes will be noted in the Document History section of the report.

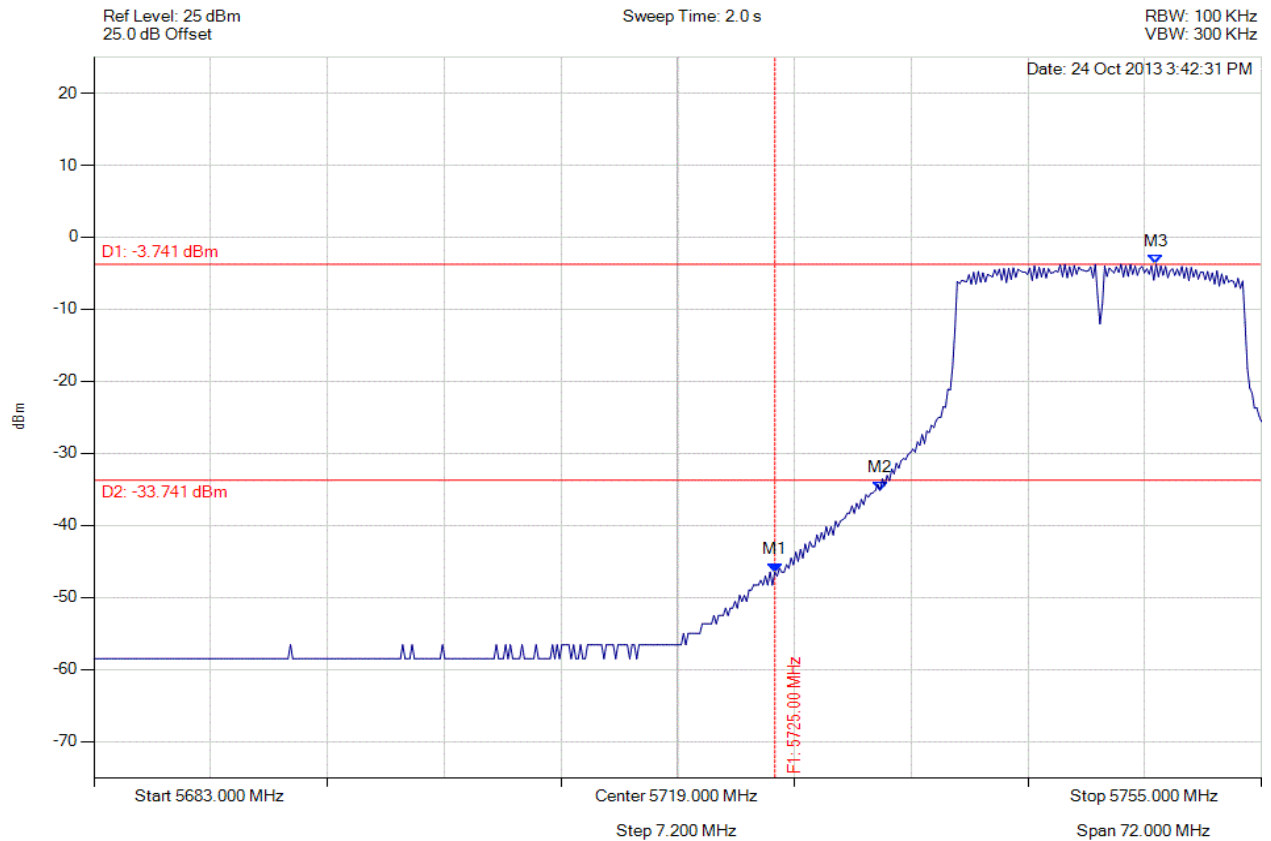


Title: Xirrus Inc. XI-AC1300, XI-AC867
To: FCC 47 CFR Part 15.247 & IC RSS-210
Serial #: XIRR04-U3 Rev A
Issue Date: 29th April 2014
Page: 353 of 572



CONDUCTED LOW BAND-EDGE EMISSIONS - AVERAGE

Variant: 802.11n HT-20, Channel: 5745.00 MHz, Chain b, Temp: Ambient, Voltage: 56 Vdc



Analyser Setup	Marker : Frequency : Amplitude	Test Results
Detector = AVERAGE Sweep Count = 0 RF Atten (dB) = 10 Trace Mode = VIEW	M1 : 5725.000 MHz : -46.483 dBm M2 : 5731.481 MHz : -35.148 dBm M3 : 5748.507 MHz : -3.741 dBm	Channel Frequency: 5745.00 MHz

[Back to the Matrix](#)

This test report may be reproduced in full only. The document may only be updated by MiCOM Labs personnel. Any changes will be noted in the Document History section of the report.

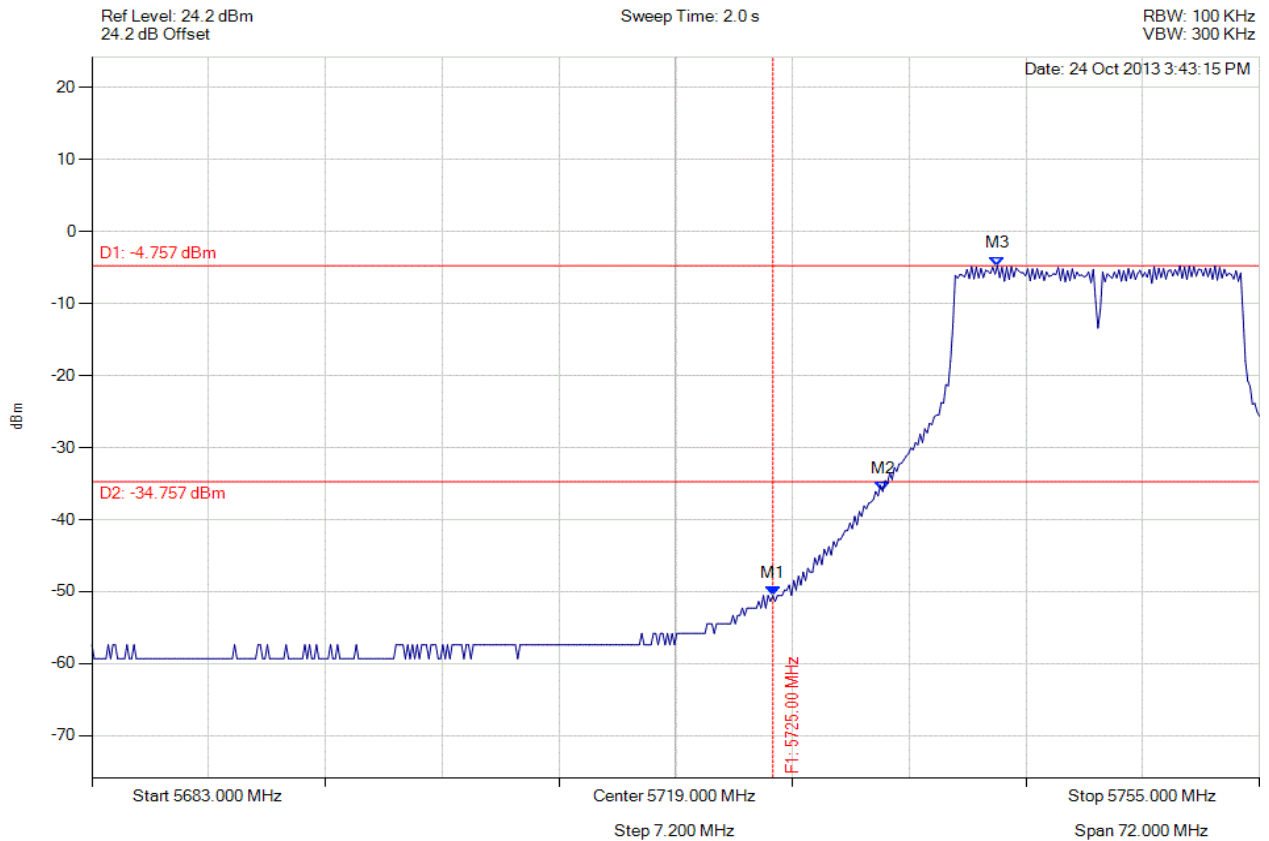


Title: Xirrus Inc. XI-AC1300, XI-AC867
To: FCC 47 CFR Part 15.247 & IC RSS-210
Serial #: XIRR04-U3 Rev A
Issue Date: 29th April 2014
Page: 354 of 572



CONDUCTED LOW BAND-EDGE EMISSIONS - AVERAGE

Variant: 802.11n HT-20, Channel: 5745.00 MHz, Chain c, Temp: Ambient, Voltage: 56 Vdc



Analyser Setup	Marker : Frequency : Amplitude	Test Results
Detector = AVERAGE Sweep Count = 0 RF Atten (dB) = 10 Trace Mode = VIEW	M1 : 5725.000 MHz : -50.537 dBm M2 : 5731.770 MHz : -36.097 dBm M3 : 5738.840 MHz : -4.757 dBm	Channel Frequency: 5745.00 MHz

[Back to the Matrix](#)

This test report may be reproduced in full only. The document may only be updated by MiCOM Labs personnel. Any changes will be noted in the Document History section of the report.

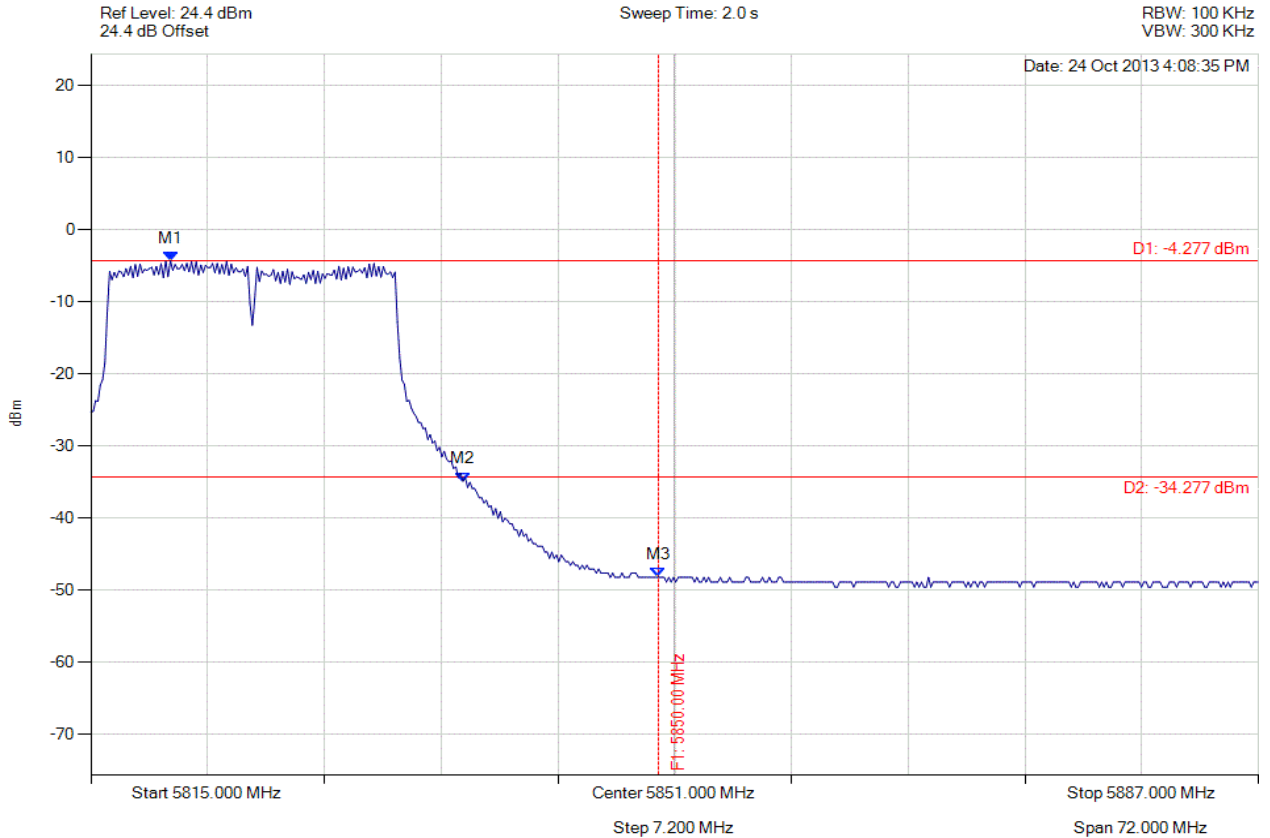


Title: Xirrus Inc. XI-AC1300, XI-AC867
To: FCC 47 CFR Part 15.247 & IC RSS-210
Serial #: XIRR04-U3 Rev A
Issue Date: 29th April 2014
Page: 355 of 572



CONDUCTED HIGH BAND-EDGE EMISSIONS - AVERAGE

Variant: 802.11n HT-20, Channel: 5825.00 MHz, Chain a, Temp: Ambient, Voltage: 56 Vdc



Analyser Setup	Marker : Frequency : Amplitude	Test Results
Detector = AVERAGE Sweep Count = 0 RF Atten (dB) = 20 Trace Mode = VIEW	M1 : 5819.906 MHz : -4.277 dBm M2 : 5837.942 MHz : -34.907 dBm M3 : 5850.000 MHz : -48.243 dBm	Channel Frequency: 5825.00 MHz

[Back to the Matrix](#)

This test report may be reproduced in full only. The document may only be updated by MiCOM Labs personnel. Any changes will be noted in the Document History section of the report.

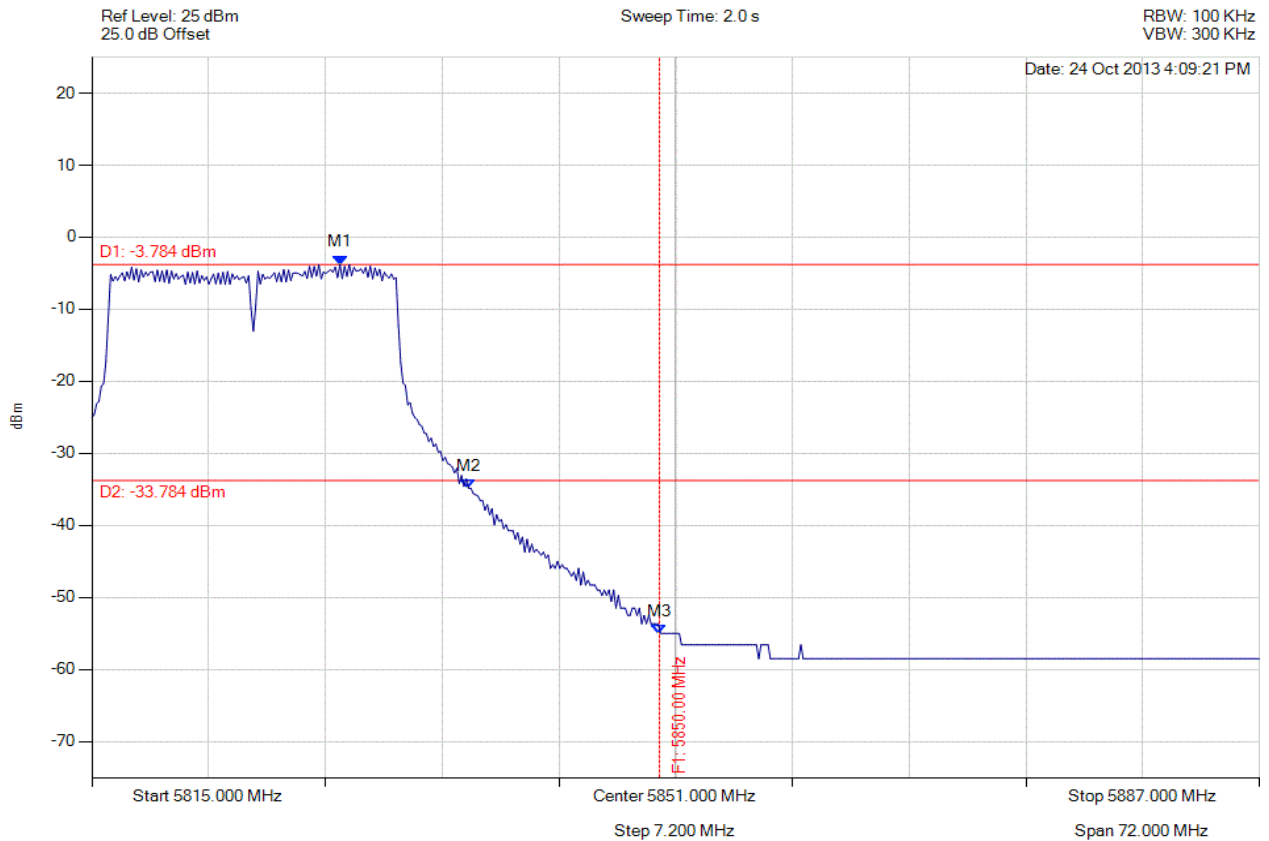


Title: Xirrus Inc. XI-AC1300, XI-AC867
To: FCC 47 CFR Part 15.247 & IC RSS-210
Serial #: XIRR04-U3 Rev A
Issue Date: 29th April 2014
Page: 356 of 572



CONDUCTED HIGH BAND-EDGE EMISSIONS - AVERAGE

Variant: 802.11n HT-20, Channel: 5825.00 MHz, Chain b, Temp: Ambient, Voltage: 56 Vdc



Analyser Setup	Marker : Frequency : Amplitude	Test Results
Detector = AVERAGE Sweep Count = 0 RF Atten (dB) = 10 Trace Mode = VIEW	M1 : 5830.295 MHz : -3.784 dBm M2 : 5838.230 MHz : -34.859 dBm M3 : 5850.000 MHz : -55.002 dBm	Channel Frequency: 5825.00 MHz

[Back to the Matrix](#)

This test report may be reproduced in full only. The document may only be updated by MiCOM Labs personnel. Any changes will be noted in the Document History section of the report.

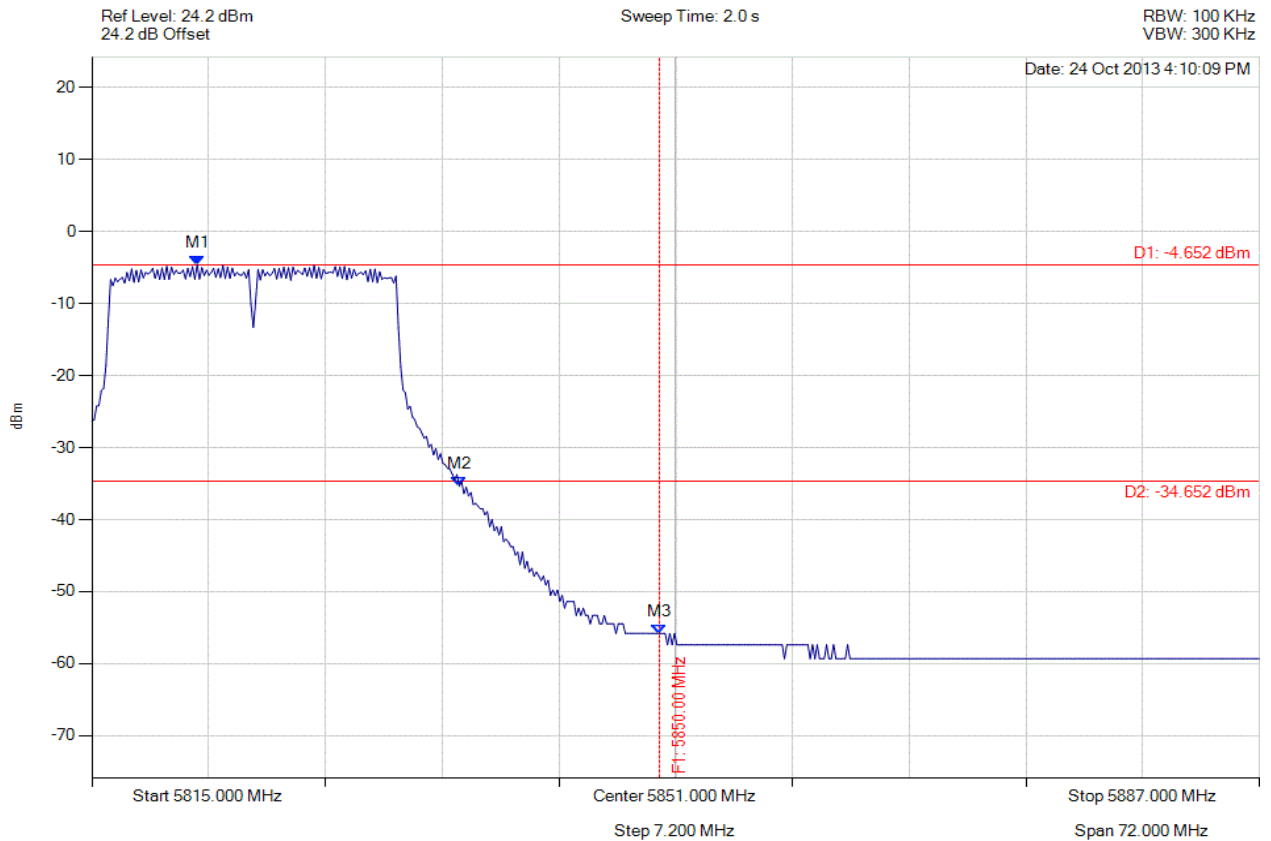


Title: Xirrus Inc. XI-AC1300, XI-AC867
To: FCC 47 CFR Part 15.247 & IC RSS-210
Serial #: XIRR04-U3 Rev A
Issue Date: 29th April 2014
Page: 357 of 572



CONDUCTED HIGH BAND-EDGE EMISSIONS - AVERAGE

Variant: 802.11n HT-20, Channel: 5825.00 MHz, Chain c, Temp: Ambient, Voltage: 56 Vdc



Analyser Setup	Marker : Frequency : Amplitude	Test Results
Detector = AVERAGE Sweep Count = 0 RF Atten (dB) = 10 Trace Mode = VIEW	M1 : 5821.493 MHz : -4.652 dBm M2 : 5837.653 MHz : -35.379 dBm M3 : 5850.000 MHz : -55.802 dBm	Channel Frequency: 5825.00 MHz

[Back to the Matrix](#)

This test report may be reproduced in full only. The document may only be updated by MiCOM Labs personnel. Any changes will be noted in the Document History section of the report.

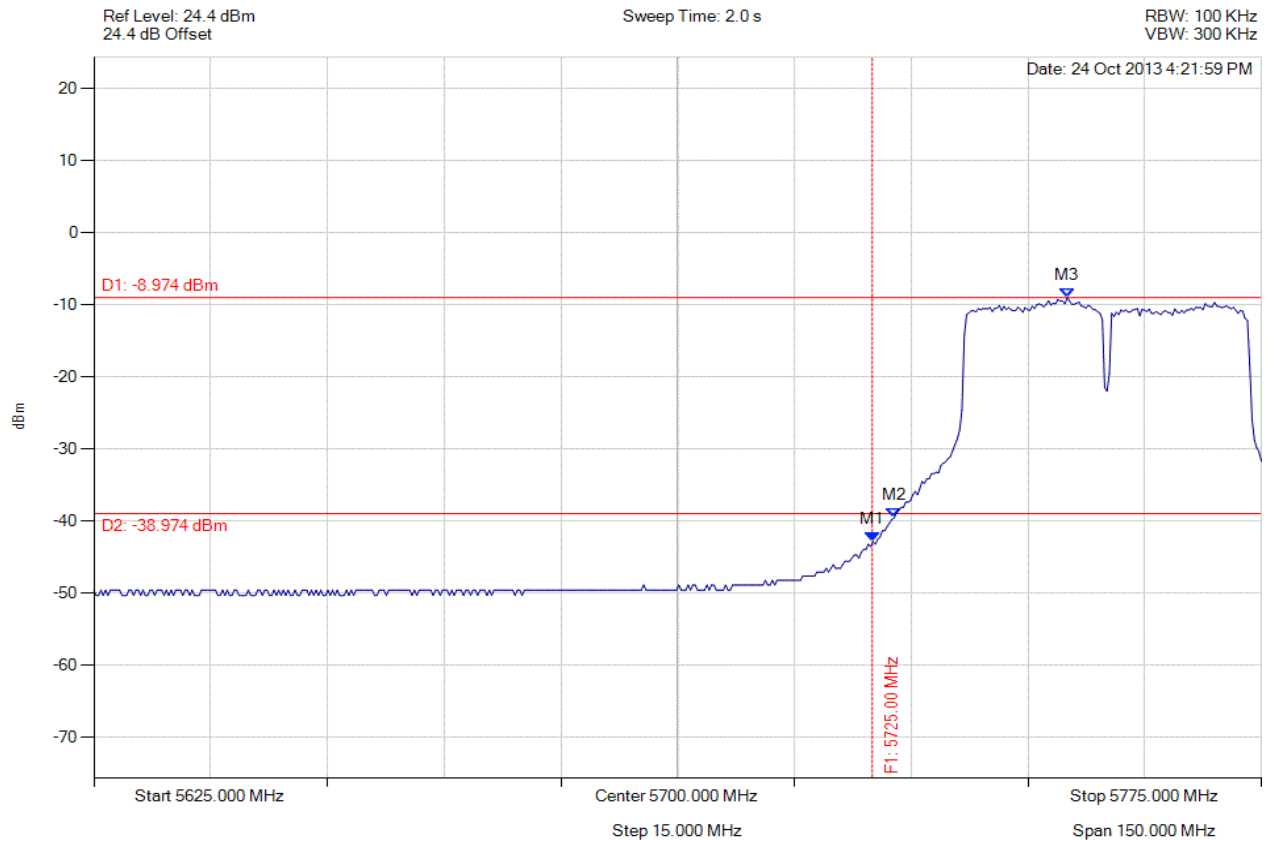


Title: Xirrus Inc. XI-AC1300, XI-AC867
To: FCC 47 CFR Part 15.247 & IC RSS-210
Serial #: XIRR04-U3 Rev A
Issue Date: 29th April 2014
Page: 358 of 572



CONDUCTED LOW BAND-EDGE EMISSIONS - AVERAGE

Variant: 802.11n HT-40, Channel: 5755.00 MHz, Chain a, Temp: Ambient, Voltage: 56 Vdc



Analyser Setup	Marker : Frequency : Amplitude	Test Results
Detector = AVERAGE Sweep Count = 0 RF Atten (dB) = 20 Trace Mode = VIEW	M1 : 5725.000 MHz : -42.866 dBm M2 : 5727.806 MHz : -39.570 dBm M3 : 5750.050 MHz : -8.974 dBm	Channel Frequency: 5755.00 MHz

[Back to the Matrix](#)

This test report may be reproduced in full only. The document may only be updated by MiCOM Labs personnel. Any changes will be noted in the Document History section of the report.

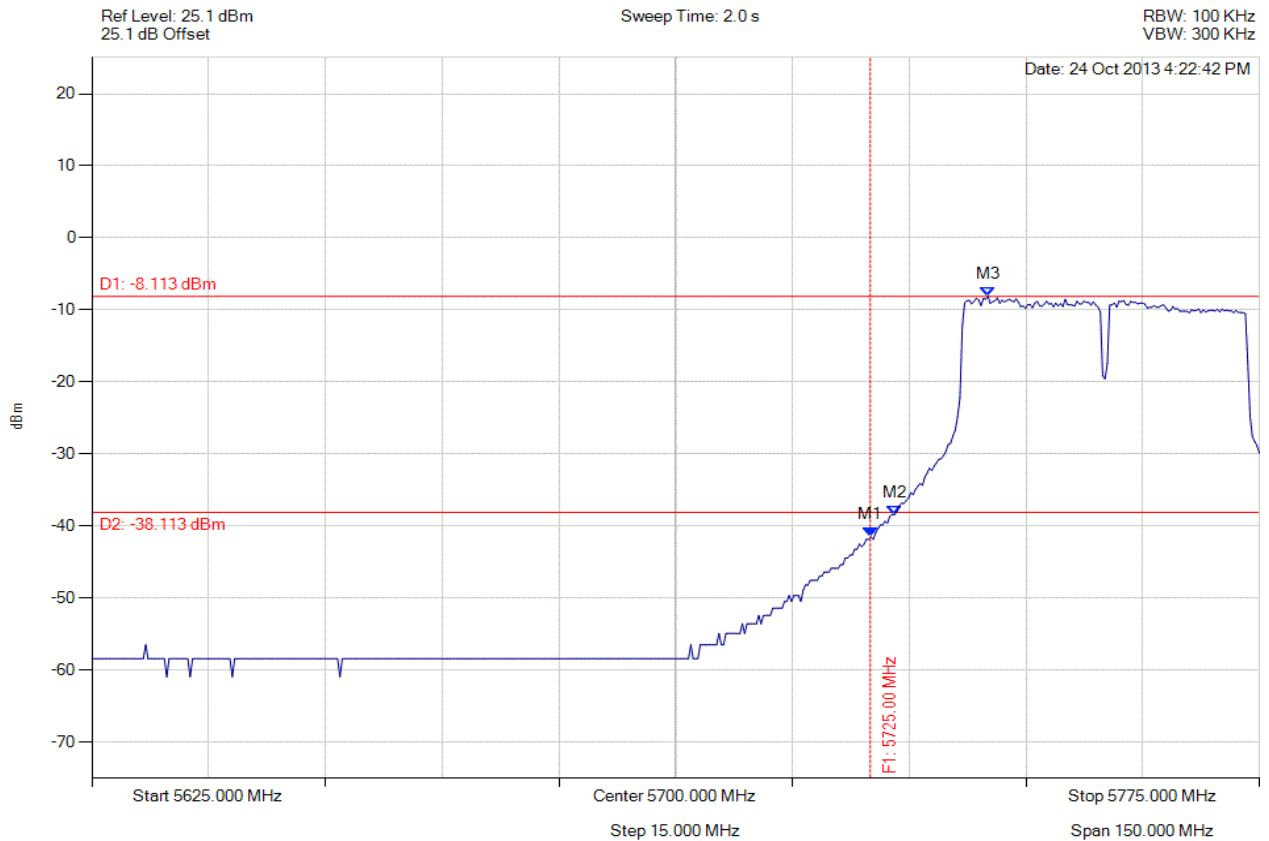


Title: Xirrus Inc. XI-AC1300, XI-AC867
To: FCC 47 CFR Part 15.247 & IC RSS-210
Serial #: XIRR04-U3 Rev A
Issue Date: 29th April 2014
Page: 359 of 572



CONDUCTED LOW BAND-EDGE EMISSIONS - AVERAGE

Variant: 802.11n HT-40, Channel: 5755.00 MHz, Chain b, Temp: Ambient, Voltage: 56 Vdc



Analyser Setup	Marker : Frequency : Amplitude	Test Results
Detector = AVERAGE Sweep Count = 0 RF Atten (dB) = 10 Trace Mode = VIEW	M1 : 5725.000 MHz : -41.522 dBm M2 : 5728.106 MHz : -38.424 dBm M3 : 5740.130 MHz : -8.113 dBm	Channel Frequency: 5755.00 MHz

[Back to the Matrix](#)

This test report may be reproduced in full only. The document may only be updated by MiCOM Labs personnel. Any changes will be noted in the Document History section of the report.

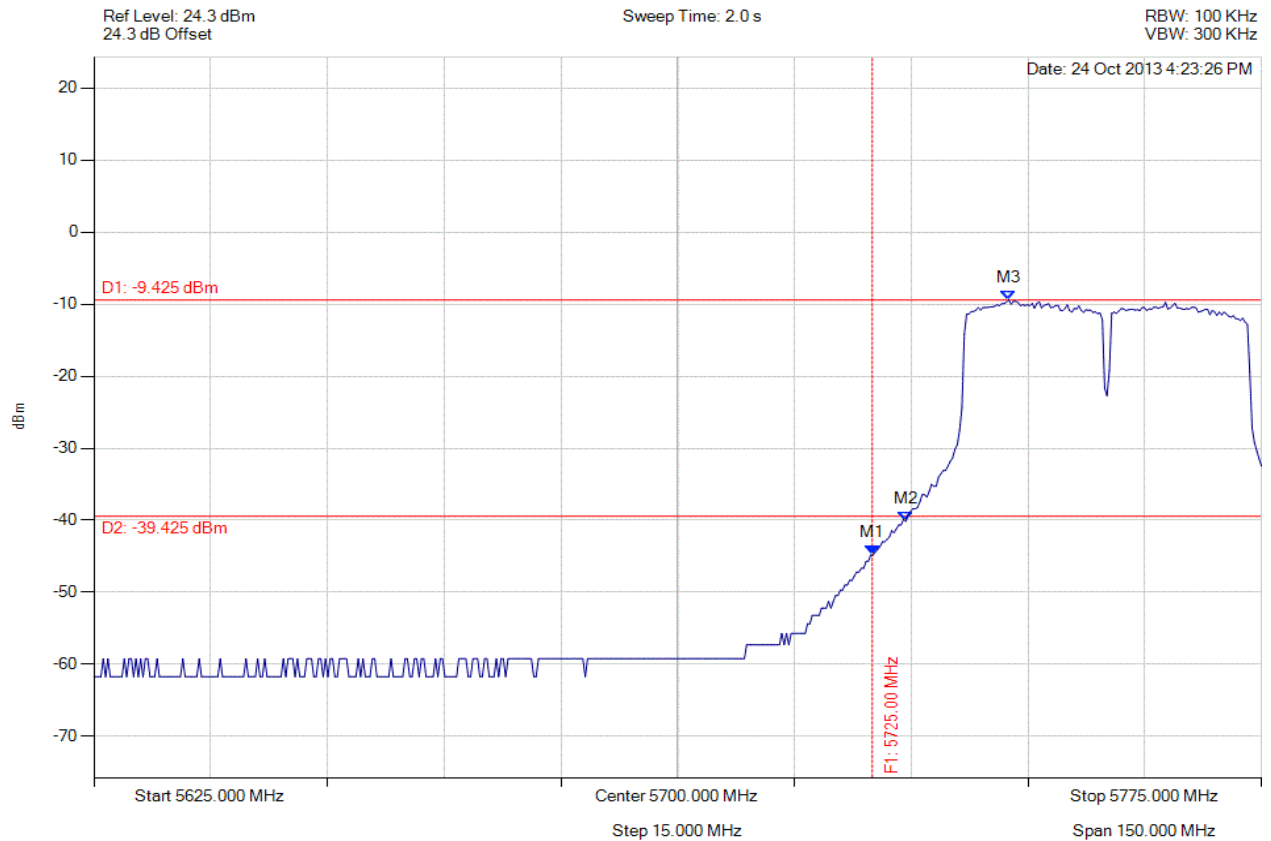


Title: Xirrus Inc. XI-AC1300, XI-AC867
To: FCC 47 CFR Part 15.247 & IC RSS-210
Serial #: XIRR04-U3 Rev A
Issue Date: 29th April 2014
Page: 360 of 572



CONDUCTED LOW BAND-EDGE EMISSIONS - AVERAGE

Variant: 802.11n HT-40, Channel: 5755.00 MHz, Chain c, Temp: Ambient, Voltage: 56 Vdc



Analyser Setup	Marker : Frequency : Amplitude	Test Results
Detector = AVERAGE Sweep Count = 0 RF Atten (dB) = 10 Trace Mode = VIEW	M1 : 5725.000 MHz : -44.821 dBm M2 : 5729.309 MHz : -40.139 dBm M3 : 5742.535 MHz : -9.425 dBm	Channel Frequency: 5755.00 MHz

[Back to the Matrix](#)

This test report may be reproduced in full only. The document may only be updated by MiCOM Labs personnel. Any changes will be noted in the Document History section of the report.

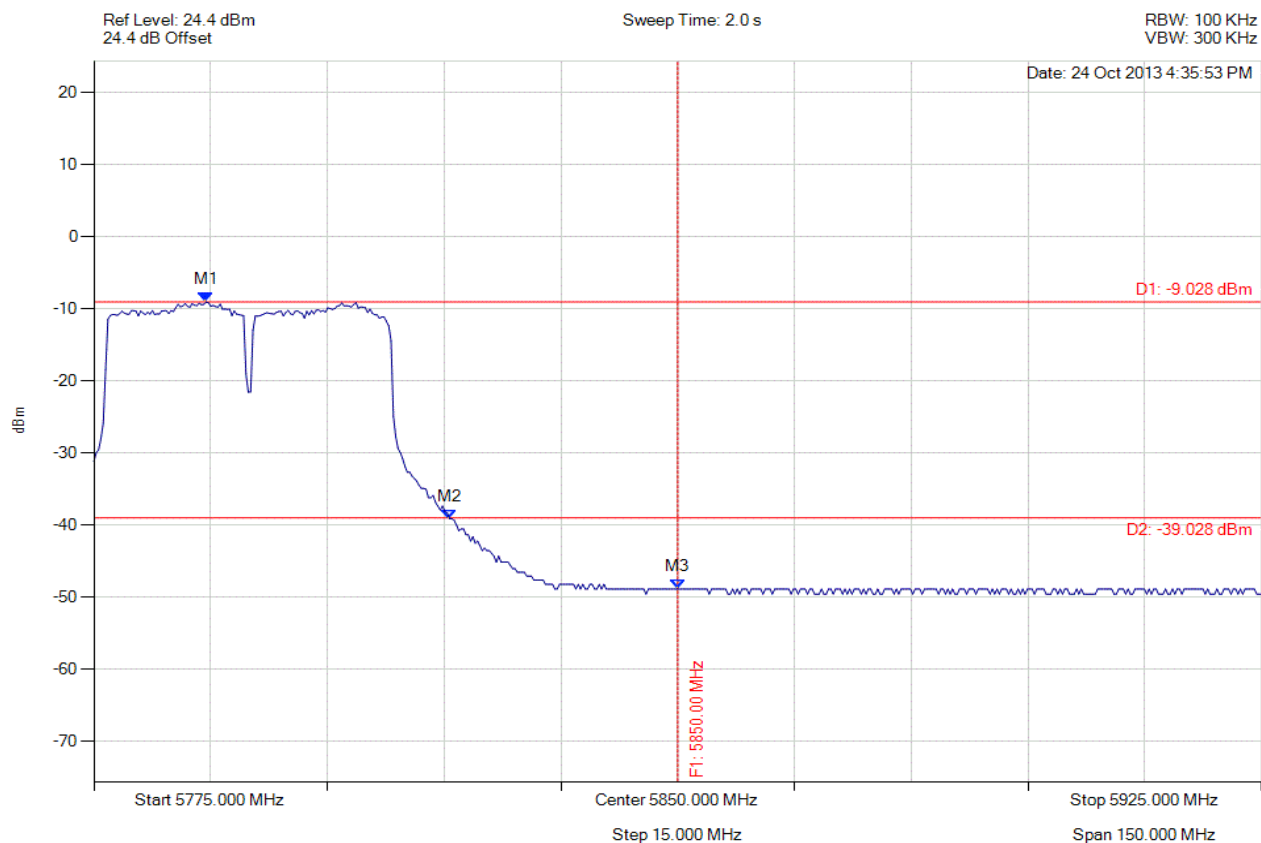


Title: Xirrus Inc. XI-AC1300, XI-AC867
To: FCC 47 CFR Part 15.247 & IC RSS-210
Serial #: XIRR04-U3 Rev A
Issue Date: 29th April 2014
Page: 361 of 572



CONDUCTED HIGH BAND-EDGE EMISSIONS - AVERAGE

Variant: 802.11n HT-40, Channel: 5795.00 MHz, Chain a, Temp: Ambient, Voltage: 56 Vdc



Analyser Setup	Marker : Frequency : Amplitude	Test Results
Detector = AVERAGE Sweep Count = 0 RF Atten (dB) = 20 Trace Mode = VIEW	M1 : 5789.429 MHz : -9.028 dBm M2 : 5820.691 MHz : -39.124 dBm M3 : 5850.000 MHz : -48.886 dBm	Channel Frequency: 5795.00 MHz

[Back to the Matrix](#)

This test report may be reproduced in full only. The document may only be updated by MiCOM Labs personnel. Any changes will be noted in the Document History section of the report.

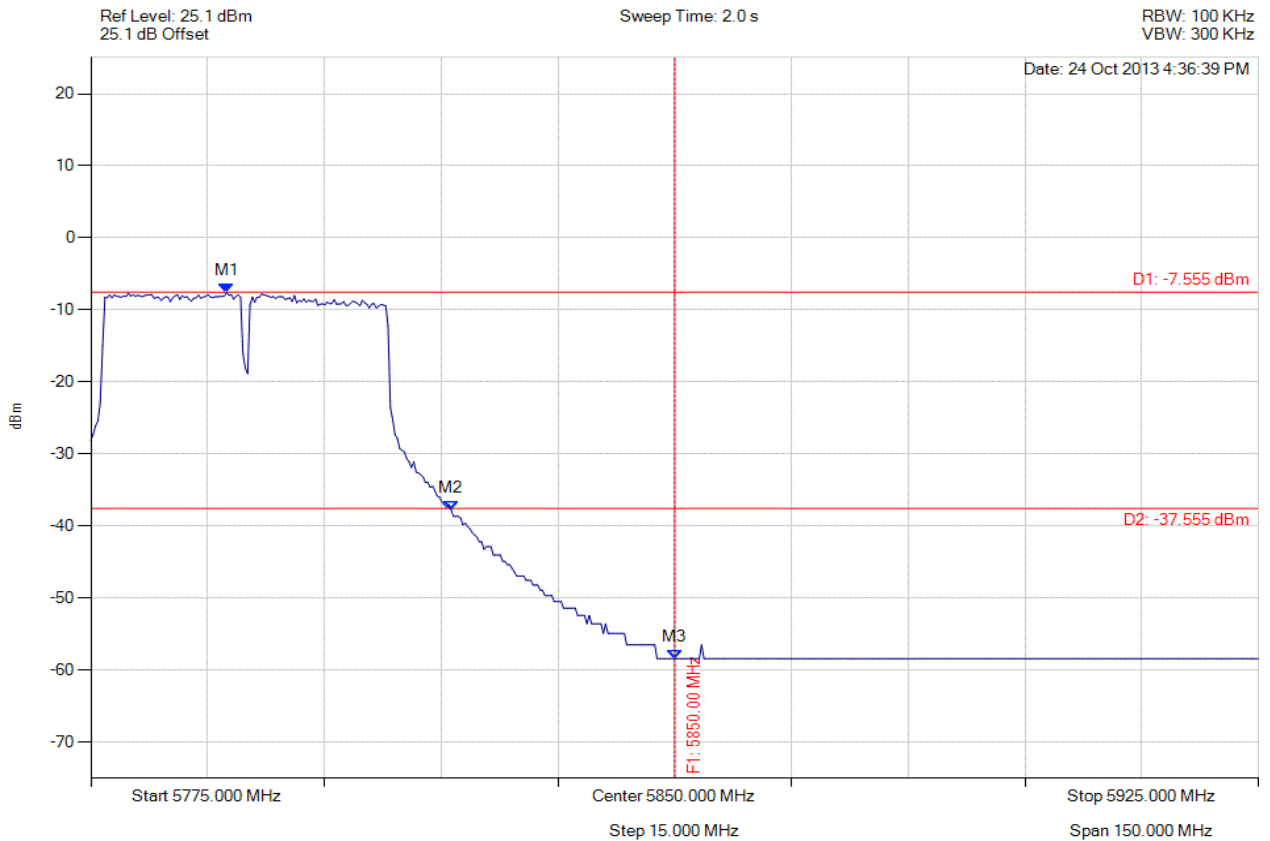


Title: Xirrus Inc. XI-AC1300, XI-AC867
To: FCC 47 CFR Part 15.247 & IC RSS-210
Serial #: XIRR04-U3 Rev A
Issue Date: 29th April 2014
Page: 362 of 572



CONDUCTED HIGH BAND-EDGE EMISSIONS - AVERAGE

Variant: 802.11n HT-40, Channel: 5795.00 MHz, Chain b, Temp: Ambient, Voltage: 56 Vdc



Analyser Setup	Marker : Frequency : Amplitude	Test Results
Detector = AVERAGE Sweep Count = 0 RF Atten (dB) = 10 Trace Mode = VIEW	M1 : 5792.435 MHz : -7.555 dBm M2 : 5821.293 MHz : -37.796 dBm M3 : 5850.000 MHz : -58.424 dBm	Channel Frequency: 5795.00 MHz

[Back to the Matrix](#)

This test report may be reproduced in full only. The document may only be updated by MiCOM Labs personnel. Any changes will be noted in the Document History section of the report.

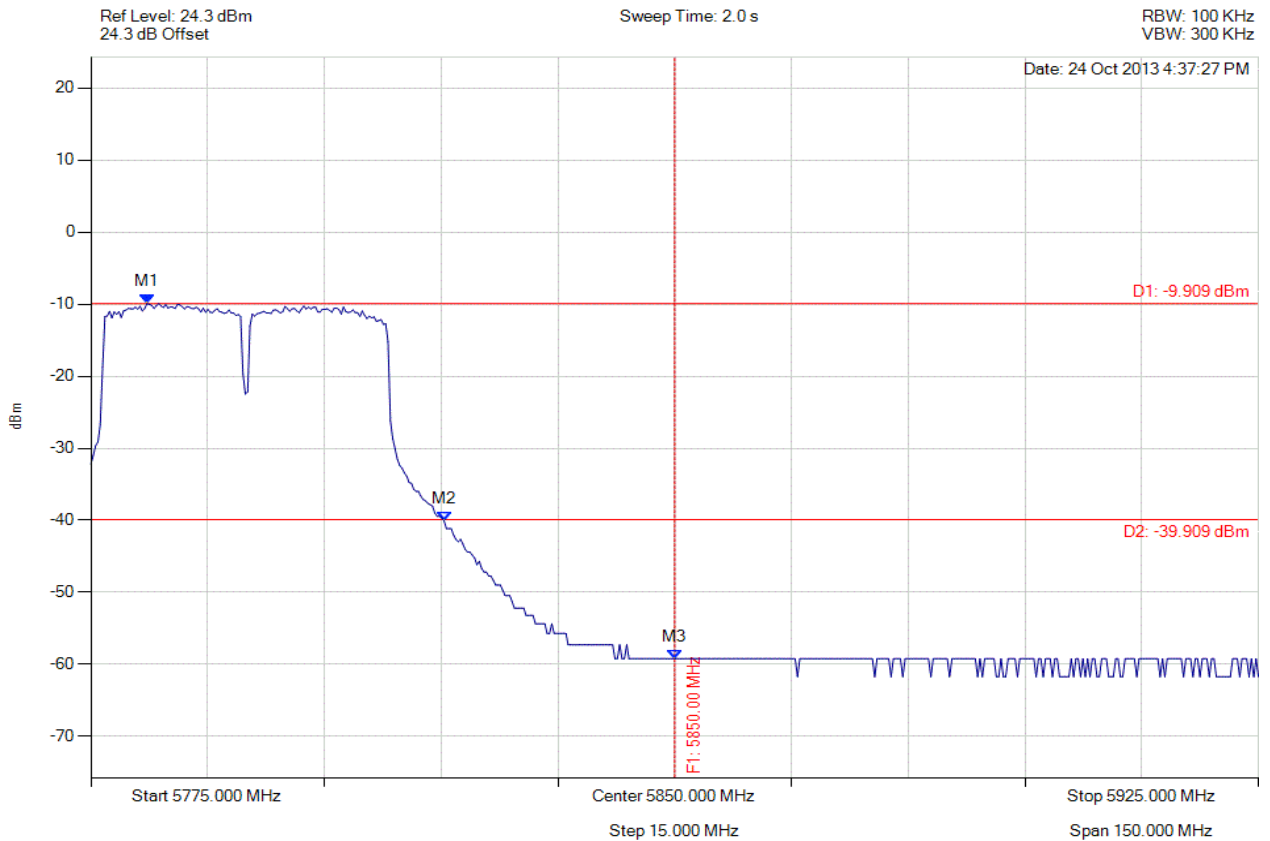


Title: Xirrus Inc. XI-AC1300, XI-AC867
To: FCC 47 CFR Part 15.247 & IC RSS-210
Serial #: XIRR04-U3 Rev A
Issue Date: 29th April 2014
Page: 363 of 572



CONDUCTED HIGH BAND-EDGE EMISSIONS - AVERAGE

Variant: 802.11n HT-40, Channel: 5795.00 MHz, Chain c, Temp: Ambient, Voltage: 56 Vdc



Analyser Setup	Marker : Frequency : Amplitude	Test Results
Detector = AVERAGE Sweep Count = 0 RF Atten (dB) = 10 Trace Mode = VIEW	M1 : 5782.214 MHz : -9.909 dBm M2 : 5820.391 MHz : -40.139 dBm M3 : 5850.000 MHz : -59.224 dBm	Channel Frequency: 5795.00 MHz

[Back to the Matrix](#)

This test report may be reproduced in full only. The document may only be updated by MiCOM Labs personnel. Any changes will be noted in the Document History section of the report.

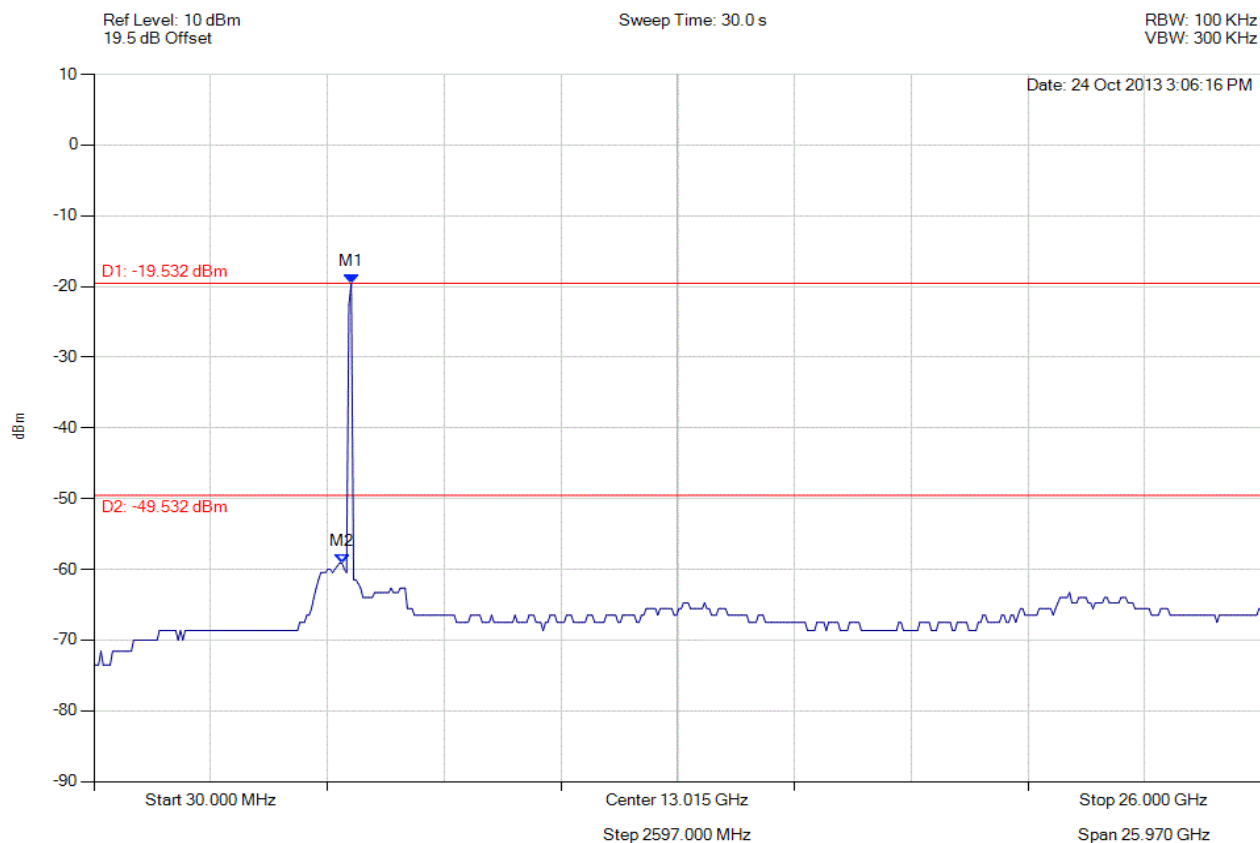


Title: Xirrus Inc. XI-AC1300, XI-AC867
To: FCC 47 CFR Part 15.247 & IC RSS-210
Serial #: XIRR04-U3 Rev A
Issue Date: 29th April 2014
Page: 364 of 572



CONDUCTED SPURIOUS EMISSIONS - AVERAGE

Variant: 802.11a, Channel: 5745.00 MHz, Chain a, Temp: Ambient, Voltage: 56 Vdc



Analyser Setup	Marker : Frequency : Amplitude	Test Results
Detector = AVERAGE Sweep Count = 0 RF Atten (dB) = 10 Trace Mode = VIEW	M1 : 5754.850 MHz : -19.532 dBm M2 : 5546.673 MHz : -59.121 dBm	Limit: -49.53 dBm Margin: -9.59 dB

[Back to the Matrix](#)

This test report may be reproduced in full only. The document may only be updated by MiCOM Labs personnel. Any changes will be noted in the Document History section of the report.

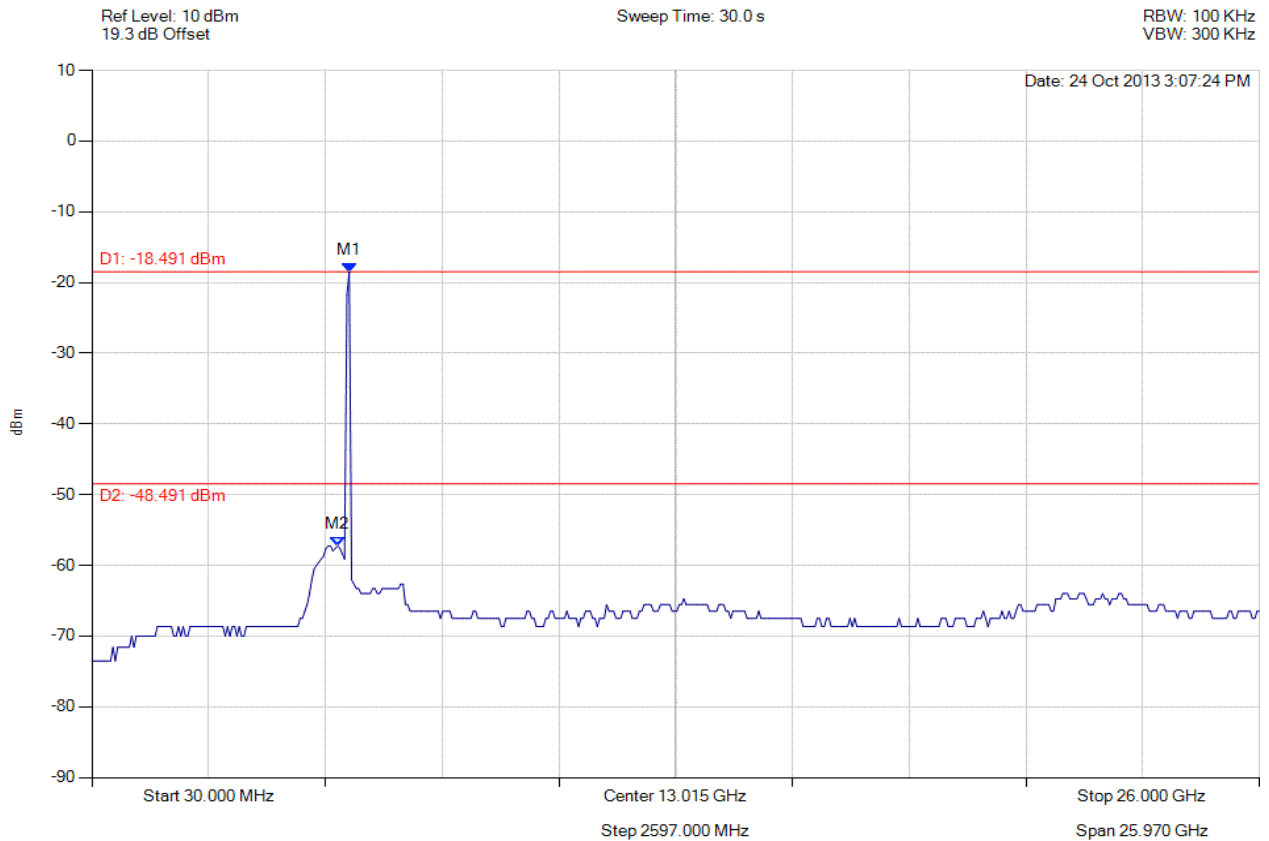


Title: Xirrus Inc. XI-AC1300, XI-AC867
To: FCC 47 CFR Part 15.247 & IC RSS-210
Serial #: XIRR04-U3 Rev A
Issue Date: 29th April 2014
Page: 365 of 572



CONDUCTED SPURIOUS EMISSIONS - AVERAGE

Variant: 802.11a, Channel: 5745.00 MHz, Chain b, Temp: Ambient, Voltage: 56 Vdc



Analyser Setup	Marker : Frequency : Amplitude	Test Results
Detector = AVERAGE Sweep Count = 0 RF Atten (dB) = 10 Trace Mode = VIEW	M1 : 5754.850 MHz : -18.491 dBm M2 : 5494.629 MHz : -57.266 dBm	Limit: -48.49 dBm Margin: -8.78 dB

[Back to the Matrix](#)

This test report may be reproduced in full only. The document may only be updated by MiCOM Labs personnel. Any changes will be noted in the Document History section of the report.

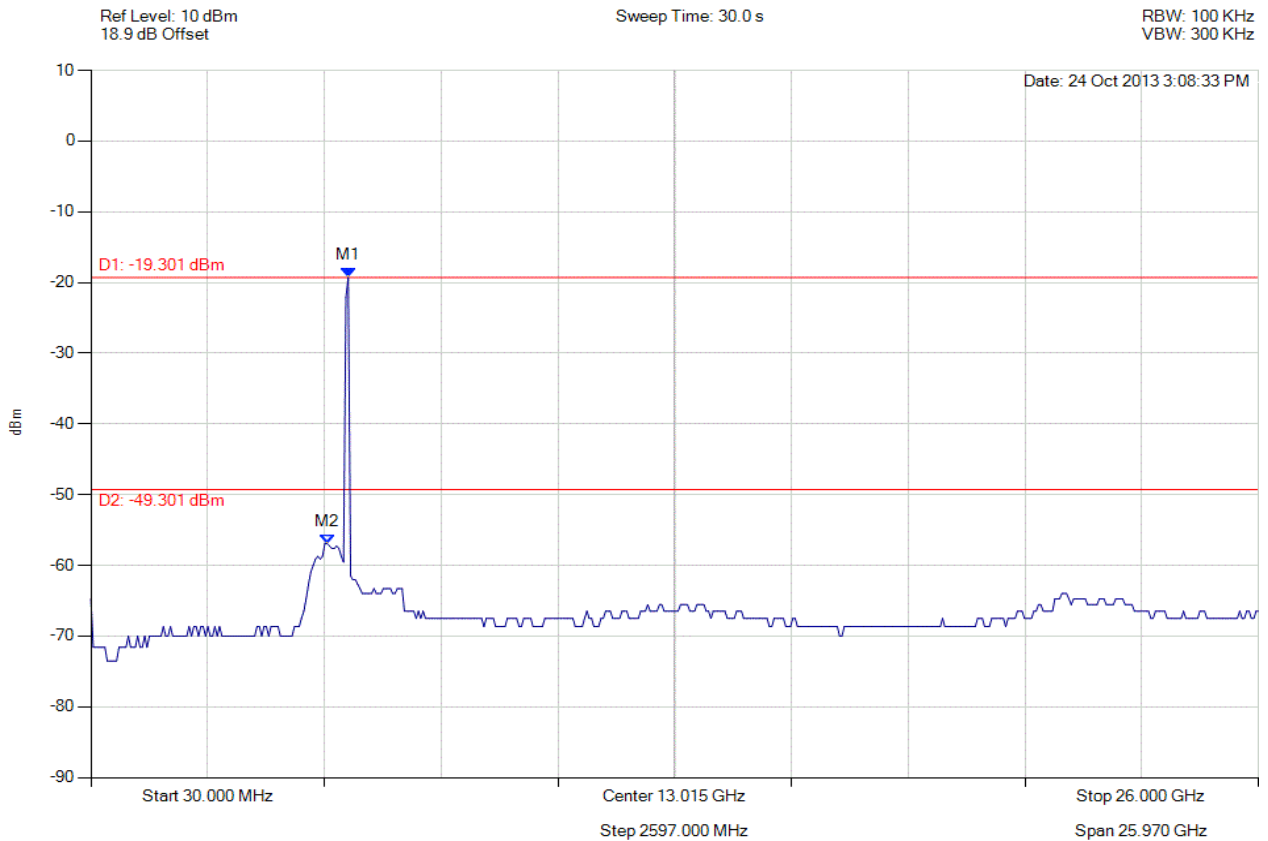


Title: Xirrus Inc. XI-AC1300, XI-AC867
To: FCC 47 CFR Part 15.247 & IC RSS-210
Serial #: XIRR04-U3 Rev A
Issue Date: 29th April 2014
Page: 366 of 572



CONDUCTED SPURIOUS EMISSIONS - AVERAGE

Variant: 802.11a, Channel: 5745.00 MHz, Chain c, Temp: Ambient, Voltage: 56 Vdc



Analyser Setup	Marker : Frequency : Amplitude	Test Results
Detector = AVERAGE Sweep Count = 0 RF Atten (dB) = 10 Trace Mode = VIEW	M1 : 5754.850 MHz : -19.301 dBm M2 : 5286.453 MHz : -56.938 dBm	Limit: -49.30 dBm Margin: -7.64 dB

[Back to the Matrix](#)

This test report may be reproduced in full only. The document may only be updated by MiCOM Labs personnel. Any changes will be noted in the Document History section of the report.

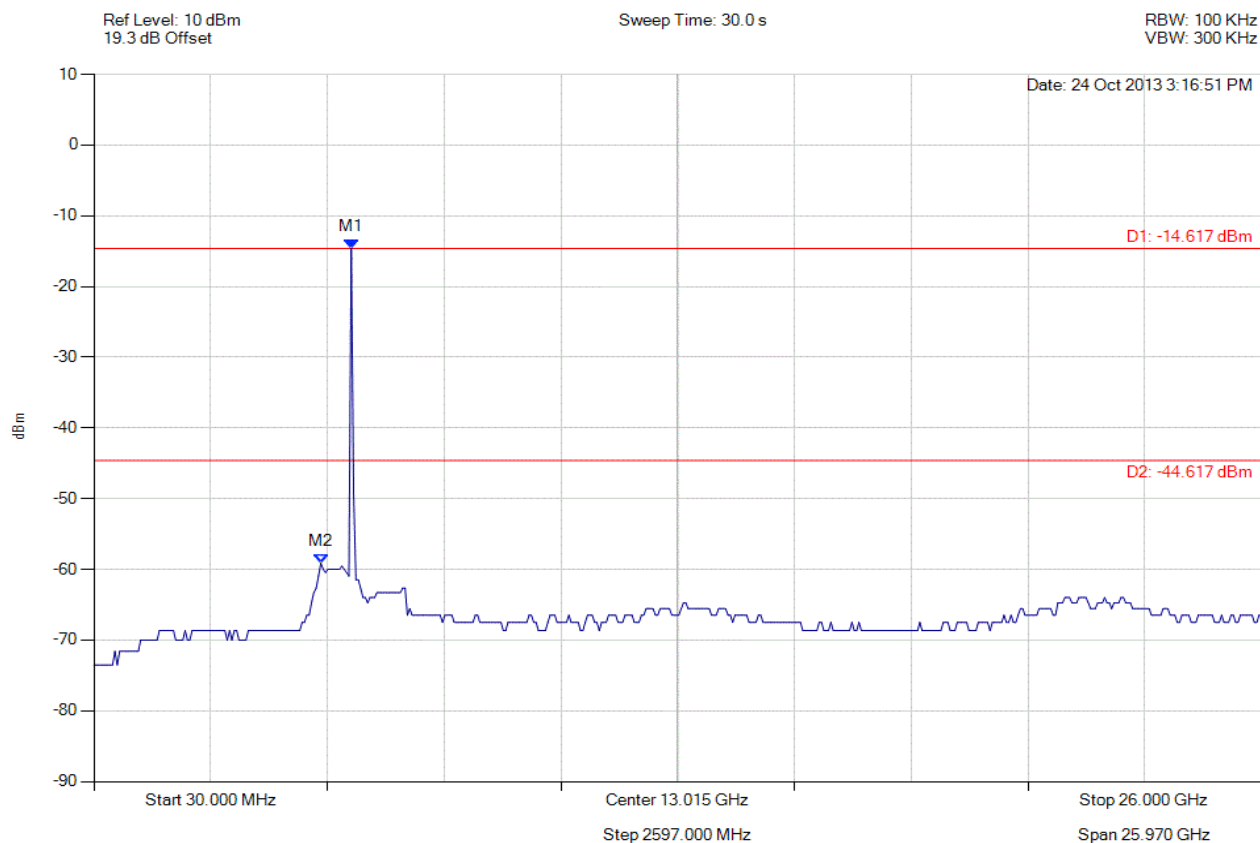


Title: Xirrus Inc. XI-AC1300, XI-AC867
To: FCC 47 CFR Part 15.247 & IC RSS-210
Serial #: XIRR04-U3 Rev A
Issue Date: 29th April 2014
Page: 367 of 572



CONDUCTED SPURIOUS EMISSIONS - AVERAGE

Variant: 802.11a, Channel: 5785.00 MHz, Chain a, Temp: Ambient, Voltage: 56 Vdc



Analyser Setup	Marker : Frequency : Amplitude	Test Results
Detector = AVERAGE Sweep Count = 0 RF Atten (dB) = 10 Trace Mode = VIEW	M1 : 5754.850 MHz : -14.617 dBm M2 : 5078.277 MHz : -59.121 dBm	Limit: -44.62 dBm Margin: -14.50 dB

[Back to the Matrix](#)

This test report may be reproduced in full only. The document may only be updated by MiCOM Labs personnel. Any changes will be noted in the Document History section of the report.

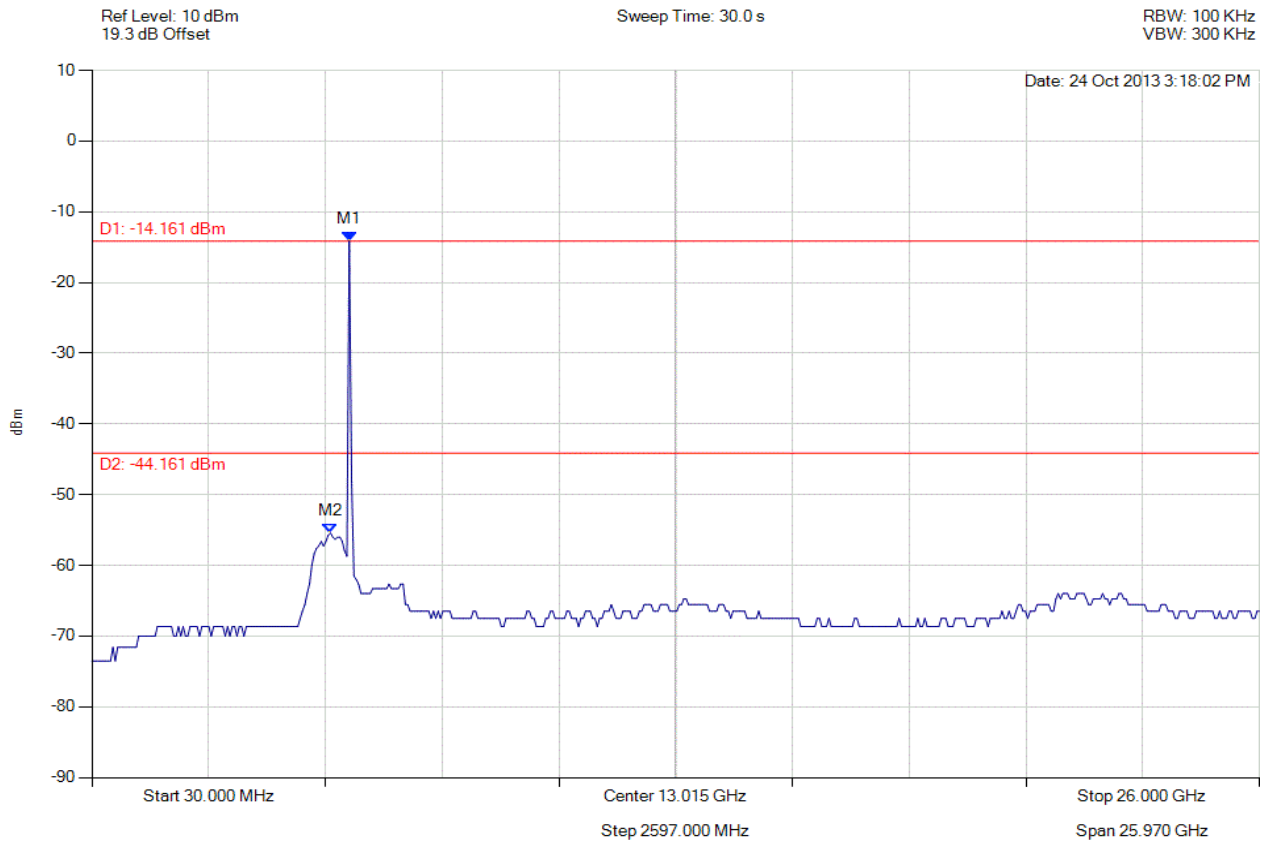


Title: Xirrus Inc. XI-AC1300, XI-AC867
To: FCC 47 CFR Part 15.247 & IC RSS-210
Serial #: XIRR04-U3 Rev A
Issue Date: 29th April 2014
Page: 368 of 572



CONDUCTED SPURIOUS EMISSIONS - AVERAGE

Variant: 802.11a, Channel: 5785.00 MHz, Chain b, Temp: Ambient, Voltage: 56 Vdc



Analyser Setup	Marker : Frequency : Amplitude	Test Results
Detector = AVERAGE Sweep Count = 0 RF Atten (dB) = 10 Trace Mode = VIEW	M1 : 5754.850 MHz : -14.161 dBm M2 : 5338.497 MHz : -55.462 dBm	Limit: -44.16 dBm Margin: -11.30 dB

[Back to the Matrix](#)

This test report may be reproduced in full only. The document may only be updated by MiCOM Labs personnel. Any changes will be noted in the Document History section of the report.

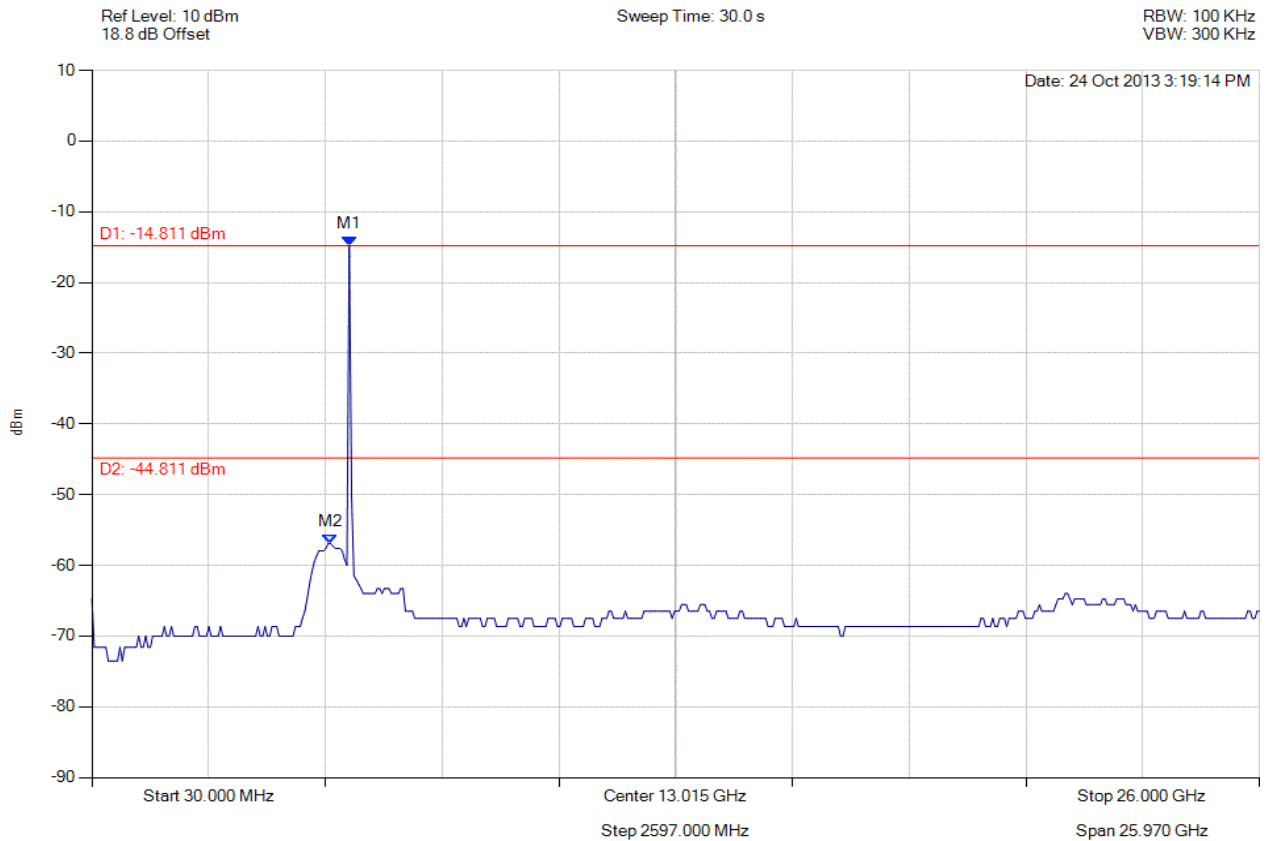


Title: Xirrus Inc. XI-AC1300, XI-AC867
To: FCC 47 CFR Part 15.247 & IC RSS-210
Serial #: XIRR04-U3 Rev A
Issue Date: 29th April 2014
Page: 369 of 572



CONDUCTED SPURIOUS EMISSIONS - AVERAGE

Variant: 802.11a, Channel: 5785.00 MHz, Chain c, Temp: Ambient, Voltage: 56 Vdc



Analyser Setup	Marker : Frequency : Amplitude	Test Results
Detector = AVERAGE Sweep Count = 0 RF Atten (dB) = 10 Trace Mode = VIEW	M1 : 5754.850 MHz : -14.811 dBm M2 : 5338.497 MHz : -56.938 dBm	Limit: -44.81 dBm Margin: -12.13 dB

[Back to the Matrix](#)

This test report may be reproduced in full only. The document may only be updated by MiCOM Labs personnel. Any changes will be noted in the Document History section of the report.

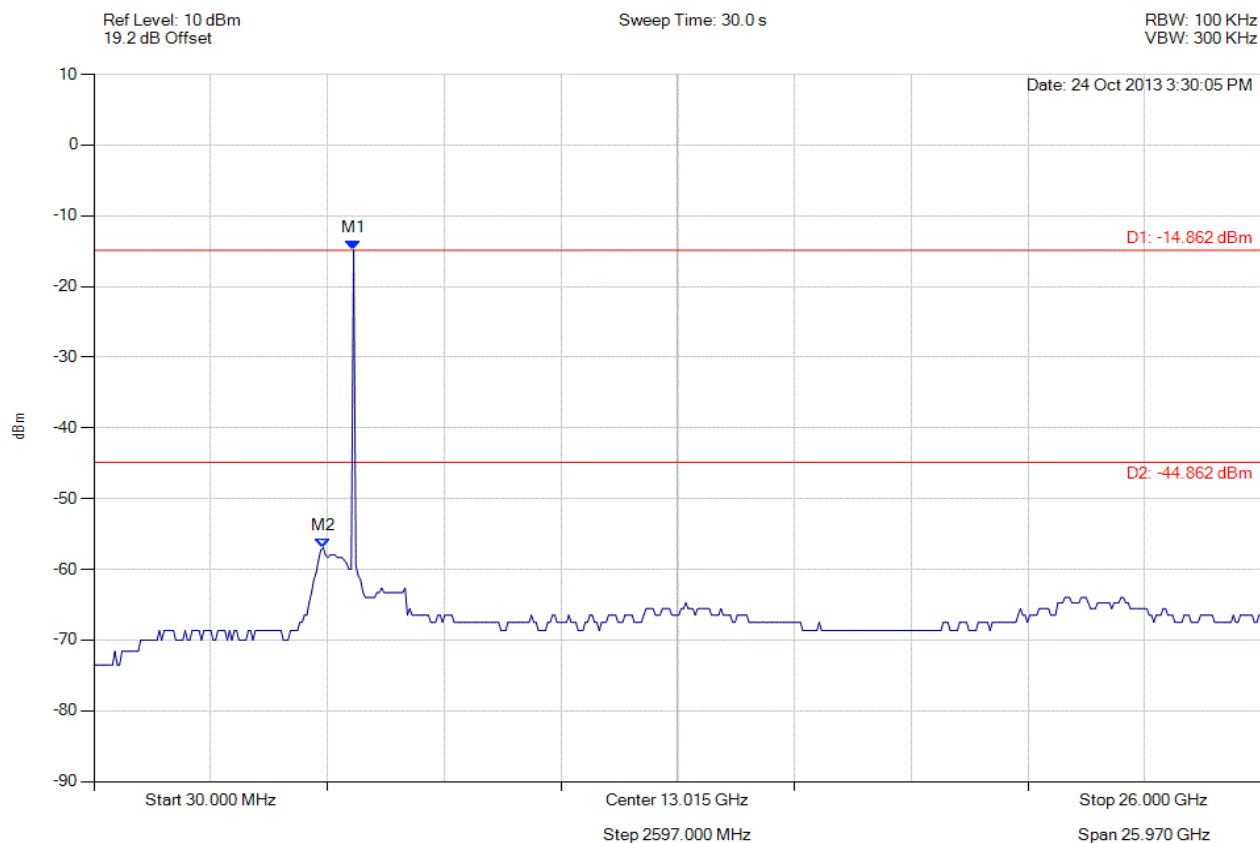


Title: Xirrus Inc. XI-AC1300, XI-AC867
To: FCC 47 CFR Part 15.247 & IC RSS-210
Serial #: XIRR04-U3 Rev A
Issue Date: 29th April 2014
Page: 370 of 572



CONDUCTED SPURIOUS EMISSIONS - AVERAGE

Variant: 802.11a, Channel: 5825.00 MHz, Chain a, Temp: Ambient, Voltage: 56 Vdc



Analyser Setup	Marker : Frequency : Amplitude	Test Results
Detector = AVERAGE Sweep Count = 0 RF Atten (dB) = 10 Trace Mode = VIEW	M1 : 5806.894 MHz : -14.862 dBm M2 : 5130.321 MHz : -56.938 dBm	Limit: -44.86 dBm Margin: -12.08 dB

[Back to the Matrix](#)

This test report may be reproduced in full only. The document may only be updated by MiCOM Labs personnel. Any changes will be noted in the Document History section of the report.

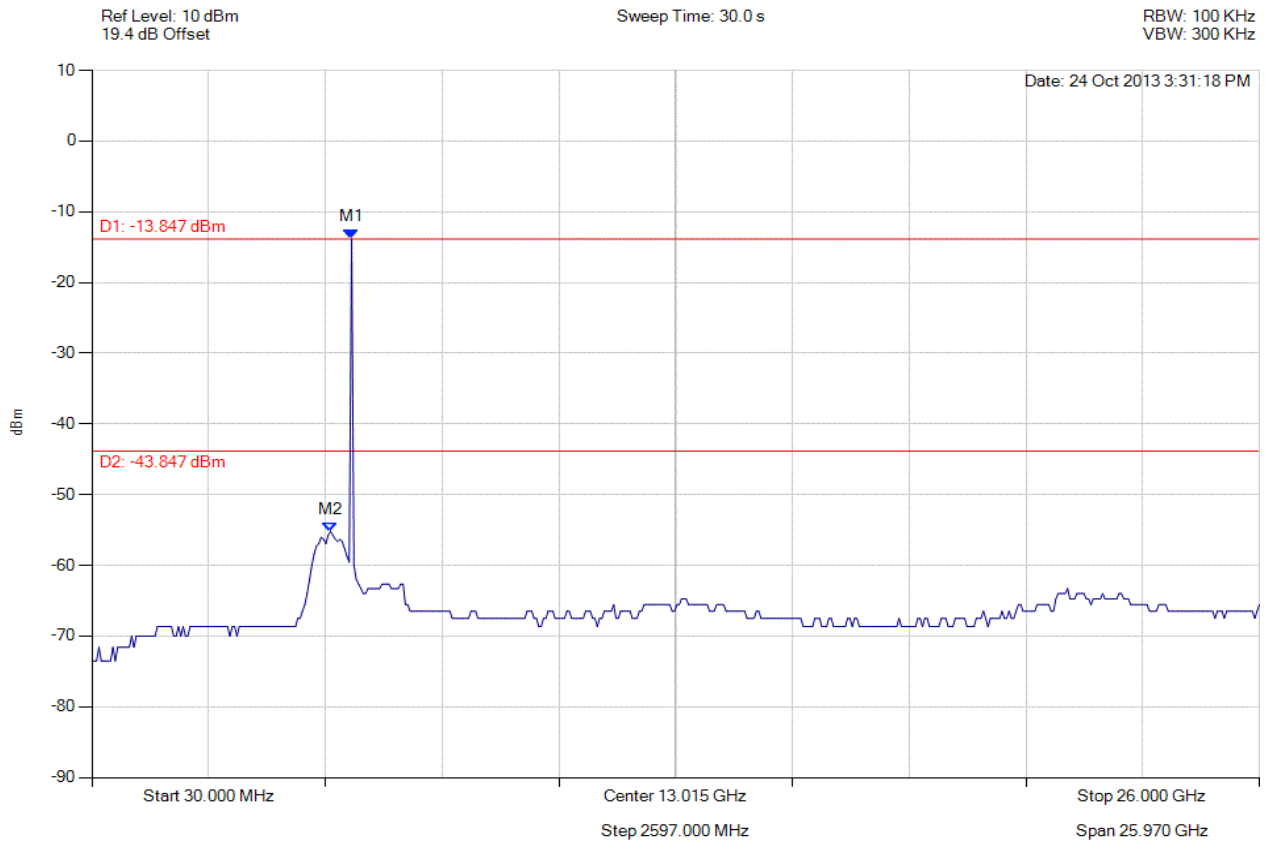


Title: Xirrus Inc. XI-AC1300, XI-AC867
To: FCC 47 CFR Part 15.247 & IC RSS-210
Serial #: XIRR04-U3 Rev A
Issue Date: 29th April 2014
Page: 371 of 572



CONDUCTED SPURIOUS EMISSIONS - AVERAGE

Variant: 802.11a, Channel: 5825.00 MHz, Chain b, Temp: Ambient, Voltage: 56 Vdc



Analyser Setup	Marker : Frequency : Amplitude	Test Results
Detector = AVERAGE Sweep Count = 0 RF Atten (dB) = 10 Trace Mode = VIEW	M1 : 5806.894 MHz : -13.847 dBm M2 : 5338.497 MHz : -55.195 dBm	Limit: -43.85 dBm Margin: -11.34 dB

[Back to the Matrix](#)

This test report may be reproduced in full only. The document may only be updated by MiCOM Labs personnel. Any changes will be noted in the Document History section of the report.

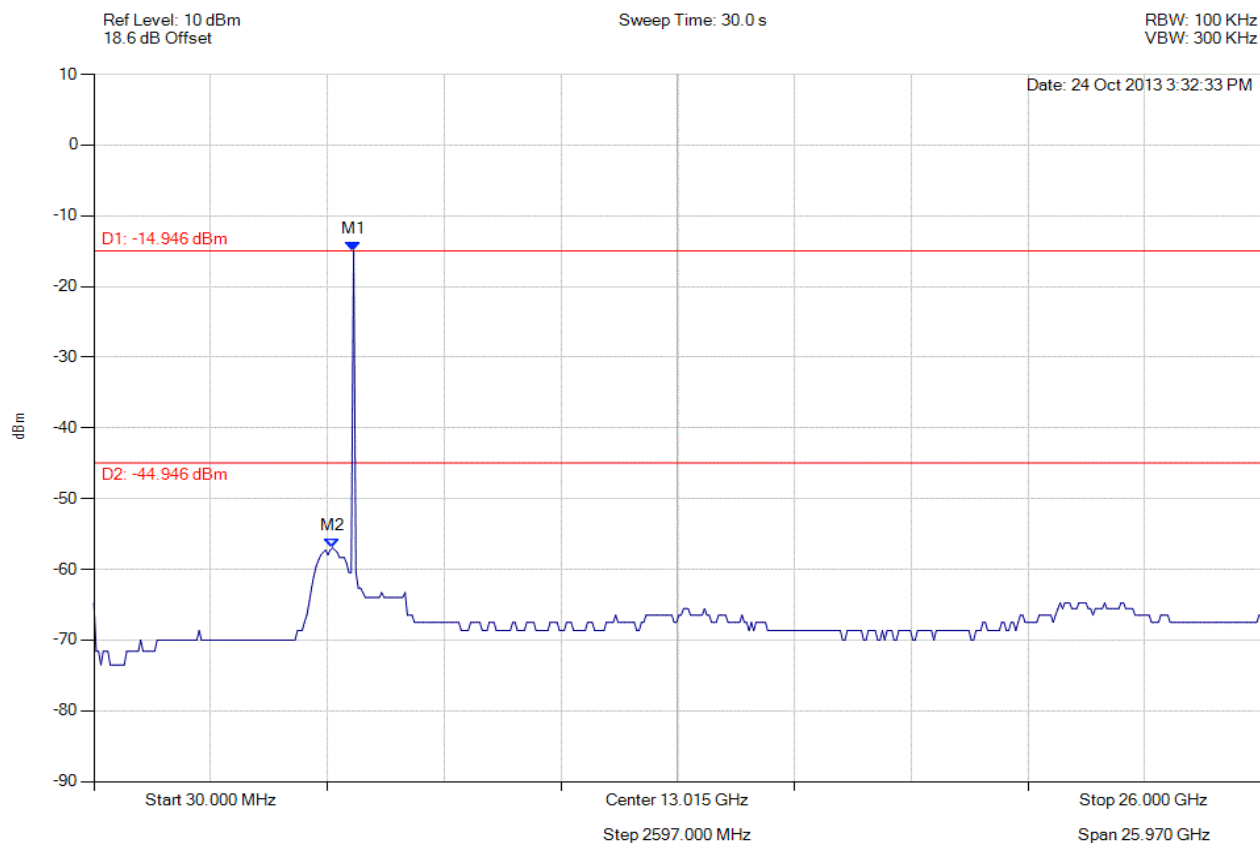


Title: Xirrus Inc. XI-AC1300, XI-AC867
To: FCC 47 CFR Part 15.247 & IC RSS-210
Serial #: XIRR04-U3 Rev A
Issue Date: 29th April 2014
Page: 372 of 572



CONDUCTED SPURIOUS EMISSIONS - AVERAGE

Variant: 802.11a, Channel: 5825.00 MHz, Chain c, Temp: Ambient, Voltage: 56 Vdc



Analyser Setup	Marker : Frequency : Amplitude	Test Results
Detector = AVERAGE Sweep Count = 0 RF Atten (dB) = 10 Trace Mode = VIEW	M1 : 5806.894 MHz : -14.946 dBm M2 : 5338.497 MHz : -56.938 dBm	Limit: -44.95 dBm Margin: -11.99 dB

[Back to the Matrix](#)

This test report may be reproduced in full only. The document may only be updated by MiCOM Labs personnel. Any changes will be noted in the Document History section of the report.

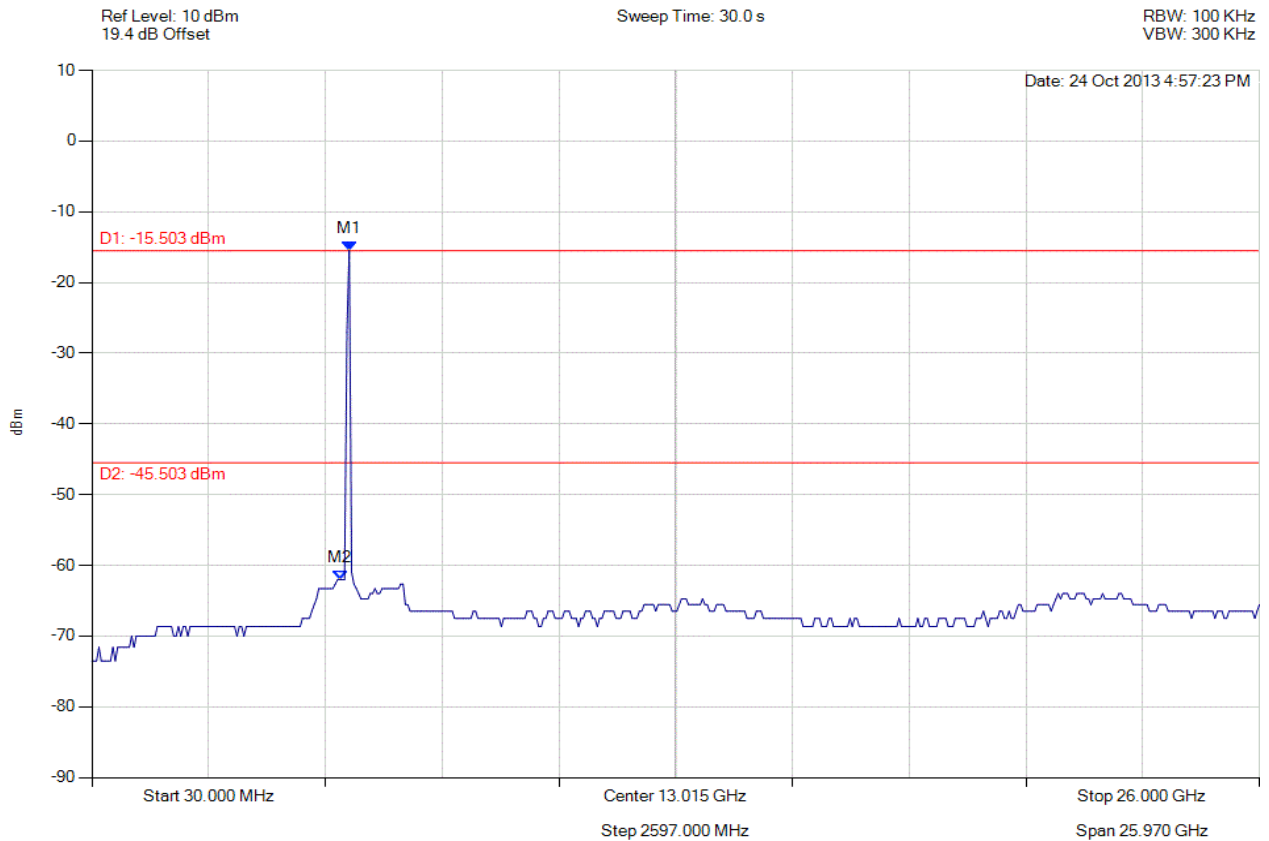


Title: Xirrus Inc. XI-AC1300, XI-AC867
To: FCC 47 CFR Part 15.247 & IC RSS-210
Serial #: XIRR04-U3 Rev A
Issue Date: 29th April 2014
Page: 373 of 572



CONDUCTED SPURIOUS EMISSIONS - AVERAGE

Variant: 802.11ac-40, Channel: 5755.00 MHz, Chain a, Temp: Ambient, Voltage: 56 Vdc



Analyser Setup	Marker : Frequency : Amplitude	Test Results
Detector = AVERAGE Sweep Count = 0 RF Atten (dB) = 10 Trace Mode = VIEW	M1 : 5754.850 MHz : -15.503 dBm M2 : 5546.673 MHz : -62.044 dBm	Limit: -45.50 dBm Margin: -16.54 dB

[Back to the Matrix](#)

This test report may be reproduced in full only. The document may only be updated by MiCOM Labs personnel. Any changes will be noted in the Document History section of the report.

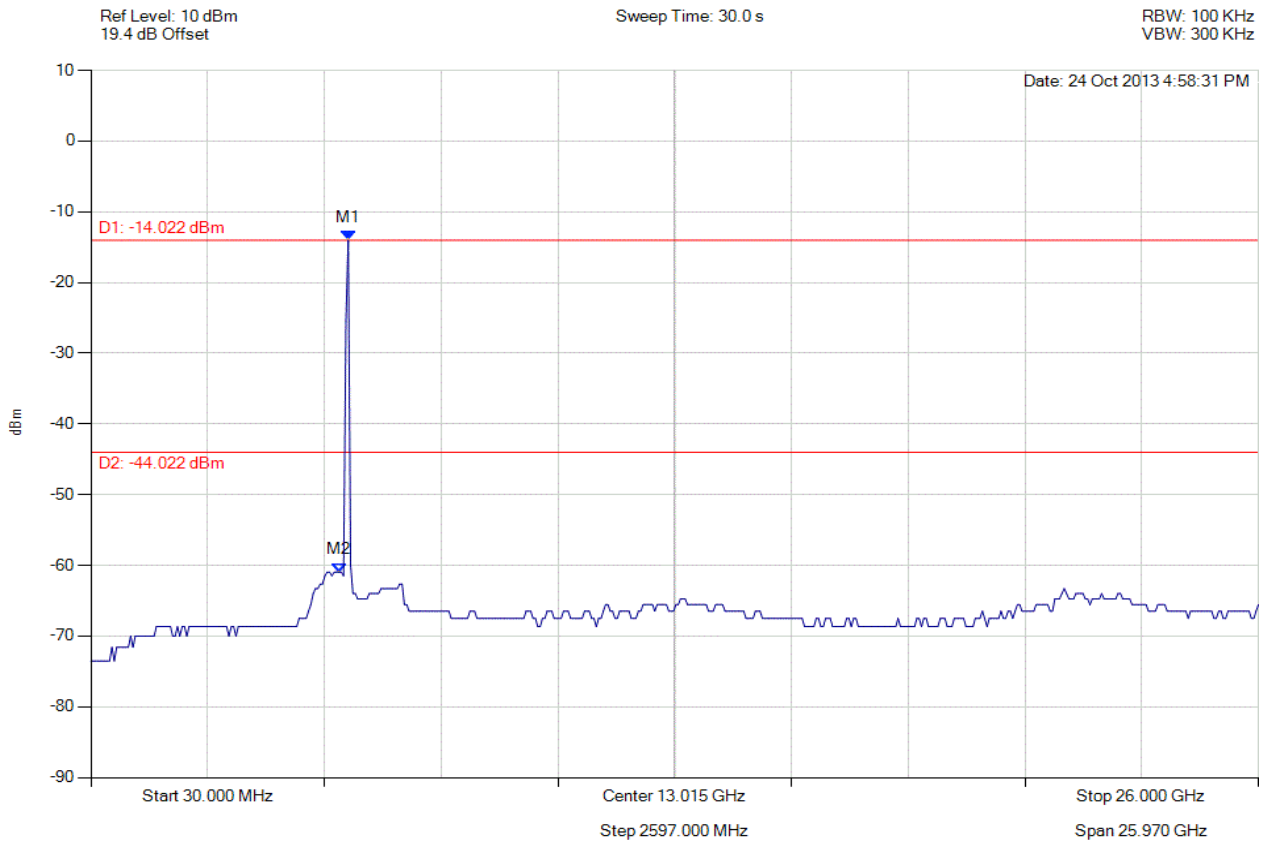


Title: Xirrus Inc. XI-AC1300, XI-AC867
To: FCC 47 CFR Part 15.247 & IC RSS-210
Serial #: XIRR04-U3 Rev A
Issue Date: 29th April 2014
Page: 374 of 572



CONDUCTED SPURIOUS EMISSIONS - AVERAGE

Variant: 802.11ac-40, Channel: 5755.00 MHz, Chain b, Temp: Ambient, Voltage: 56 Vdc



Analyser Setup	Marker : Frequency : Amplitude	Test Results
Detector = AVERAGE Sweep Count = 0 RF Atten (dB) = 10 Trace Mode = VIEW	M1 : 5754.850 MHz : -14.022 dBm M2 : 5546.673 MHz : -60.956 dBm	Limit: -44.02 dBm Margin: -16.94 dB

[Back to the Matrix](#)

This test report may be reproduced in full only. The document may only be updated by MiCOM Labs personnel. Any changes will be noted in the Document History section of the report.

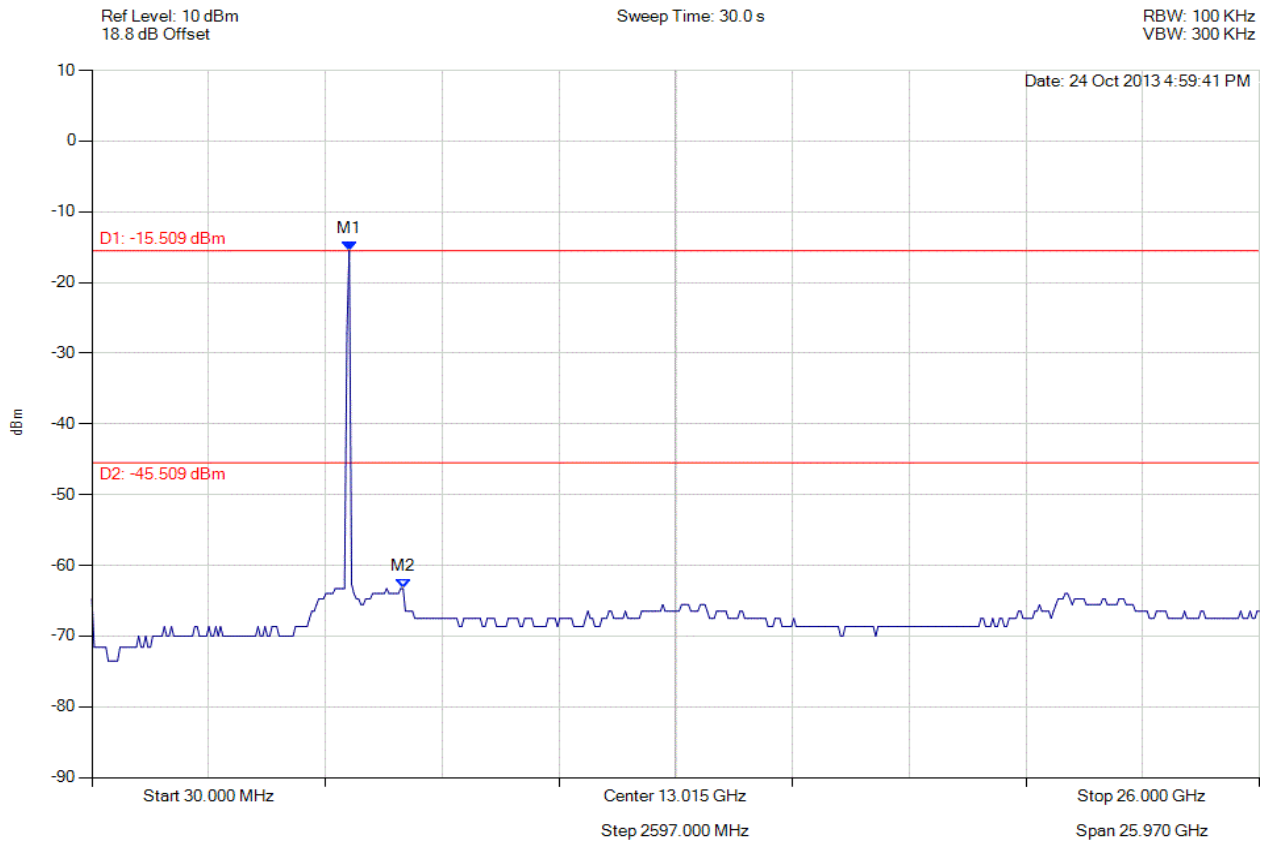


Title: Xirrus Inc. XI-AC1300, XI-AC867
To: FCC 47 CFR Part 15.247 & IC RSS-210
Serial #: XIRR04-U3 Rev A
Issue Date: 29th April 2014
Page: 375 of 572



CONDUCTED SPURIOUS EMISSIONS - AVERAGE

Variant: 802.11ac-40, Channel: 5755.00 MHz, Chain c, Temp: Ambient, Voltage: 56 Vdc



Analyser Setup	Marker : Frequency : Amplitude	Test Results
Detector = AVERAGE Sweep Count = 0 RF Atten (dB) = 10 Trace Mode = VIEW	M1 : 5754.850 MHz : -15.509 dBm M2 : 6951.864 MHz : -63.286 dBm	Limit: -45.51 dBm Margin: -17.78 dB

[Back to the Matrix](#)

This test report may be reproduced in full only. The document may only be updated by MiCOM Labs personnel. Any changes will be noted in the Document History section of the report.

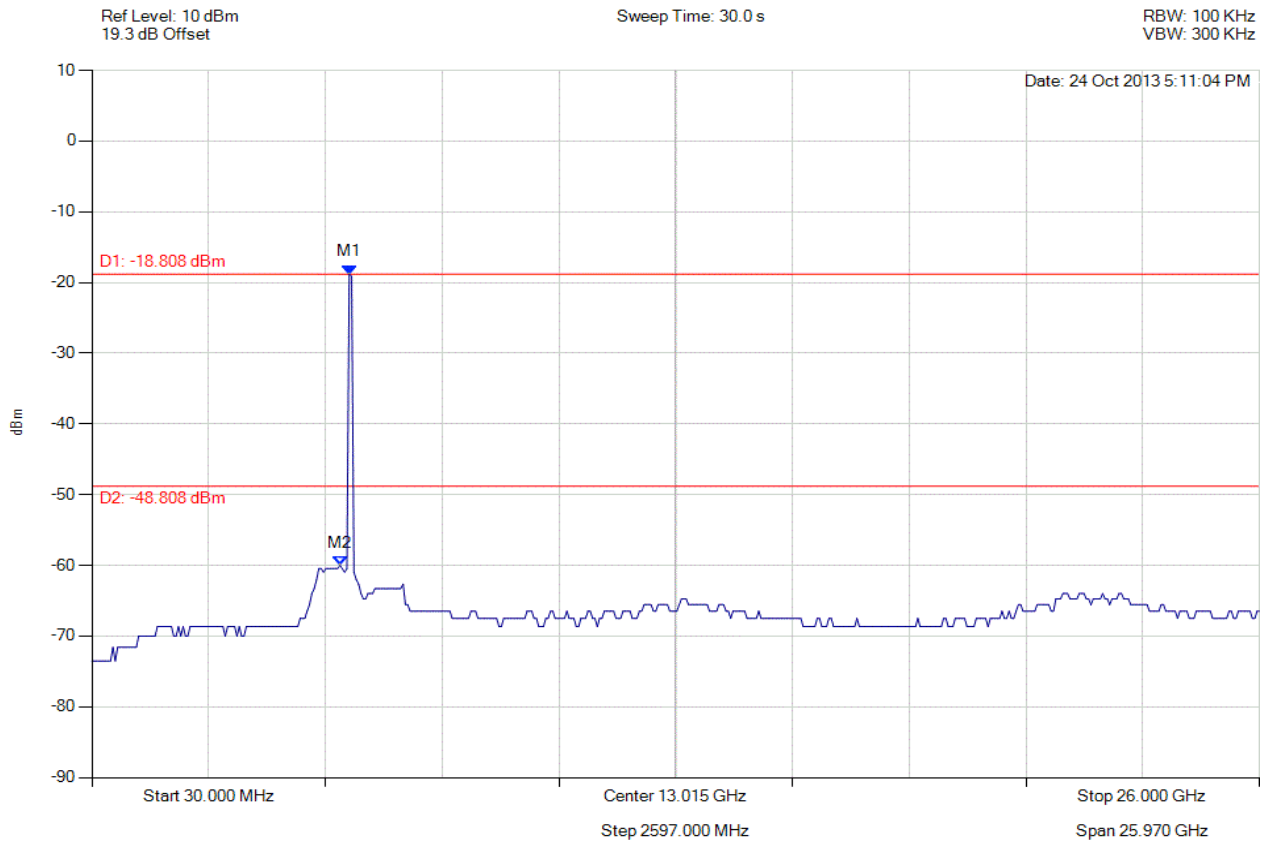


Title: Xirrus Inc. XI-AC1300, XI-AC867
To: FCC 47 CFR Part 15.247 & IC RSS-210
Serial #: XIRR04-U3 Rev A
Issue Date: 29th April 2014
Page: 376 of 572



CONDUCTED SPURIOUS EMISSIONS - AVERAGE

Variant: 802.11ac-40, Channel: 5795.00 MHz, Chain a, Temp: Ambient, Voltage: 56 Vdc



Analyser Setup	Marker : Frequency : Amplitude	Test Results
Detector = AVERAGE Sweep Count = 0 RF Atten (dB) = 10 Trace Mode = VIEW	M1 : 5754.850 MHz : -18.808 dBm M2 : 5546.673 MHz : -59.990 dBm	Limit: -48.81 dBm Margin: -11.18 dB

[Back to the Matrix](#)

This test report may be reproduced in full only. The document may only be updated by MiCOM Labs personnel. Any changes will be noted in the Document History section of the report.

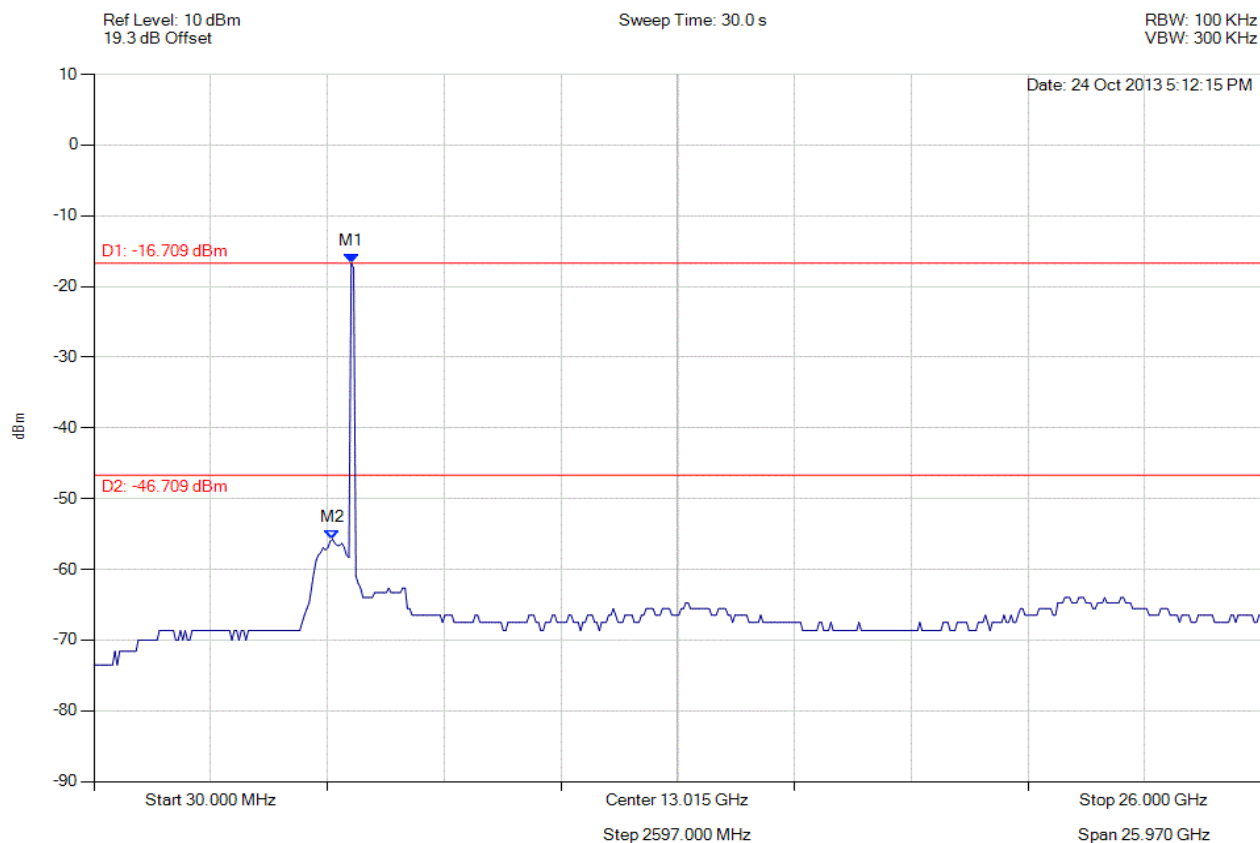


Title: Xirrus Inc. XI-AC1300, XI-AC867
To: FCC 47 CFR Part 15.247 & IC RSS-210
Serial #: XIRR04-U3 Rev A
Issue Date: 29th April 2014
Page: 377 of 572



CONDUCTED SPURIOUS EMISSIONS - AVERAGE

Variant: 802.11ac-40, Channel: 5795.00 MHz, Chain b, Temp: Ambient, Voltage: 56 Vdc



Analyser Setup	Marker : Frequency : Amplitude	Test Results
Detector = AVERAGE Sweep Count = 0 RF Atten (dB) = 10 Trace Mode = VIEW	M1 : 5754.850 MHz : -16.709 dBm M2 : 5338.497 MHz : -55.738 dBm	Limit: -46.71 dBm Margin: -9.03 dB

[Back to the Matrix](#)

This test report may be reproduced in full only. The document may only be updated by MiCOM Labs personnel. Any changes will be noted in the Document History section of the report.

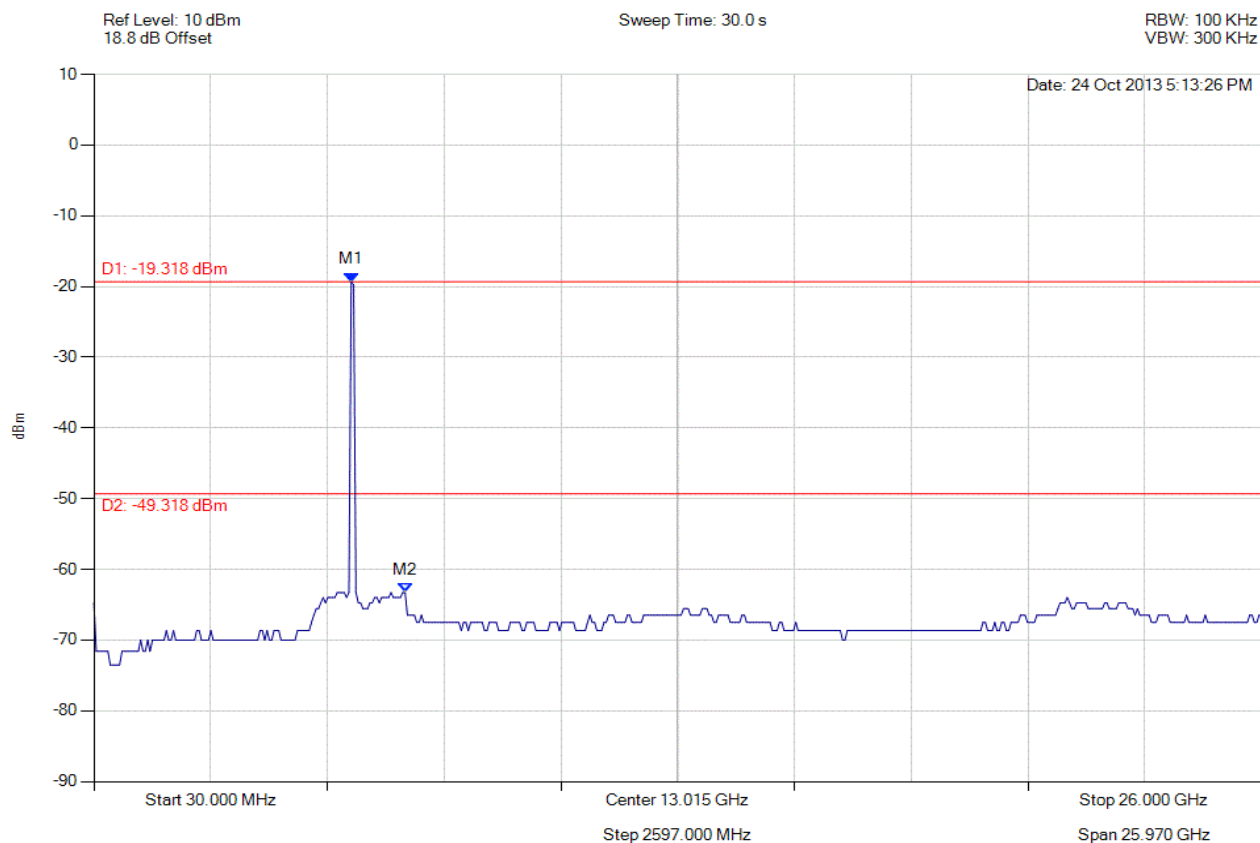


Title: Xirrus Inc. XI-AC1300, XI-AC867
To: FCC 47 CFR Part 15.247 & IC RSS-210
Serial #: XIRR04-U3 Rev A
Issue Date: 29th April 2014
Page: 378 of 572



CONDUCTED SPURIOUS EMISSIONS - AVERAGE

Variant: 802.11ac-40, Channel: 5795.00 MHz, Chain c, Temp: Ambient, Voltage: 56 Vdc



Analyser Setup	Marker : Frequency : Amplitude	Test Results
Detector = AVERAGE Sweep Count = 0 RF Atten (dB) = 10 Trace Mode = VIEW	M1 : 5754.850 MHz : -19.318 dBm M2 : 6951.864 MHz : -63.286 dBm	Limit: -49.32 dBm Margin: -13.97 dB

[Back to the Matrix](#)

This test report may be reproduced in full only. The document may only be updated by MiCOM Labs personnel. Any changes will be noted in the Document History section of the report.

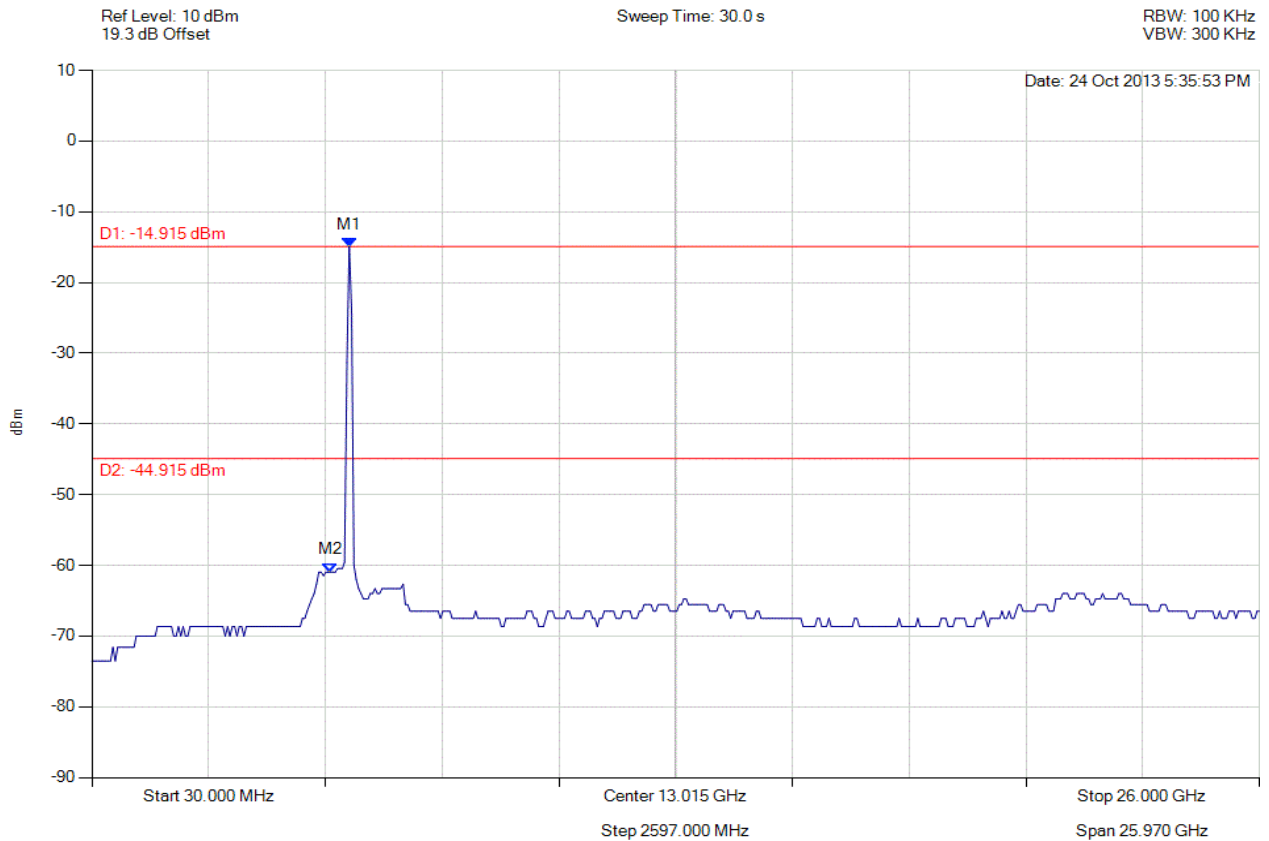


Title: Xirrus Inc. XI-AC1300, XI-AC867
To: FCC 47 CFR Part 15.247 & IC RSS-210
Serial #: XIRR04-U3 Rev A
Issue Date: 29th April 2014
Page: 379 of 572



CONDUCTED SPURIOUS EMISSIONS - AVERAGE

Variant: 802.11ac-80, Channel: 5775.00 MHz, Chain a, Temp: Ambient, Voltage: 56 Vdc



Analyser Setup	Marker : Frequency : Amplitude	Test Results
Detector = AVERAGE Sweep Count = 0 RF Atten (dB) = 10 Trace Mode = VIEW	M1 : 5754.850 MHz : -14.915 dBm M2 : 5338.497 MHz : -60.956 dBm	Limit: -44.92 dBm Margin: -16.04 dB

[Back to the Matrix](#)

This test report may be reproduced in full only. The document may only be updated by MiCOM Labs personnel. Any changes will be noted in the Document History section of the report.

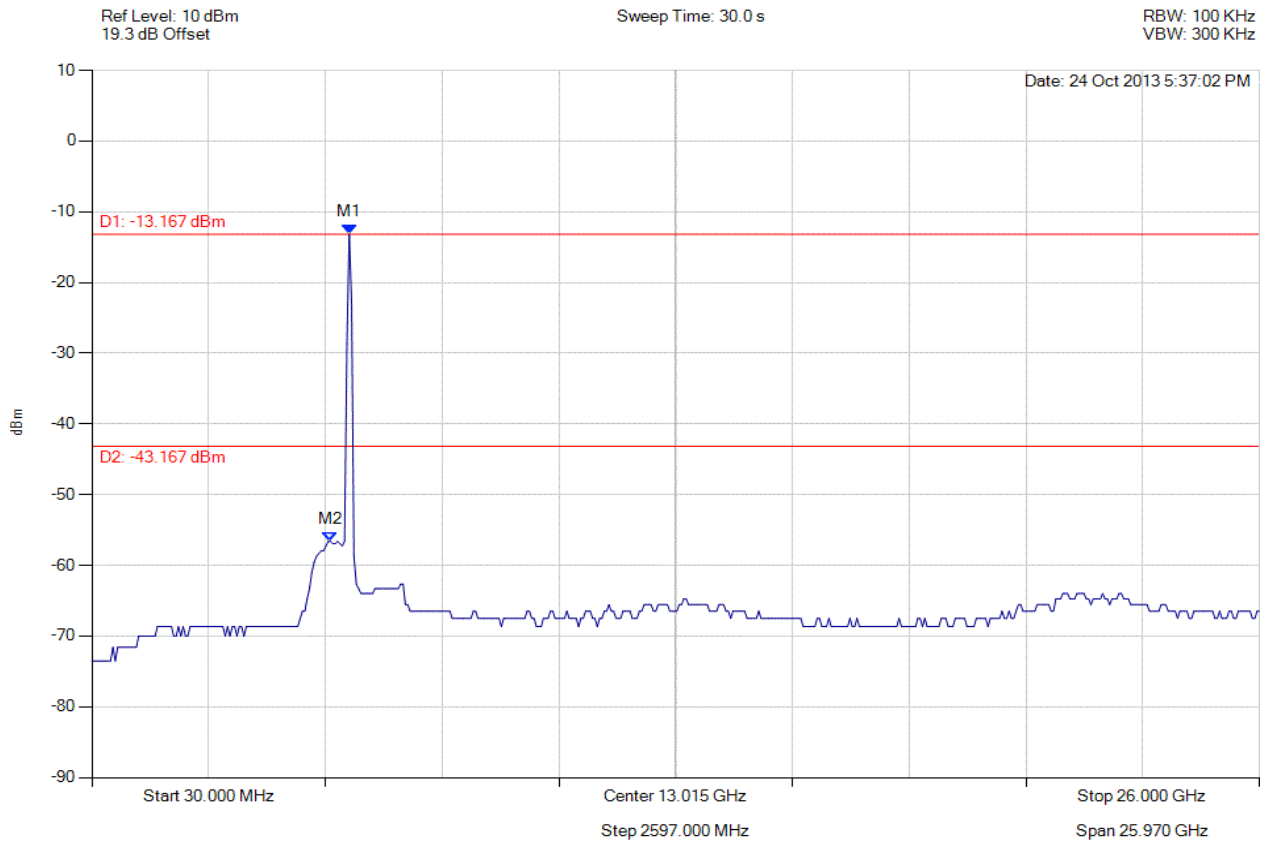


Title: Xirrus Inc. XI-AC1300, XI-AC867
To: FCC 47 CFR Part 15.247 & IC RSS-210
Serial #: XIRR04-U3 Rev A
Issue Date: 29th April 2014
Page: 380 of 572



CONDUCTED SPURIOUS EMISSIONS - AVERAGE

Variant: 802.11ac-80, Channel: 5775.00 MHz, Chain b, Temp: Ambient, Voltage: 56 Vdc



Analyser Setup	Marker : Frequency : Amplitude	Test Results
Detector = AVERAGE Sweep Count = 0 RF Atten (dB) = 10 Trace Mode = VIEW	M1 : 5754.850 MHz : -13.167 dBm M2 : 5338.497 MHz : -56.622 dBm	Limit: -43.17 dBm Margin: -13.45 dB

[Back to the Matrix](#)

This test report may be reproduced in full only. The document may only be updated by MiCOM Labs personnel. Any changes will be noted in the Document History section of the report.

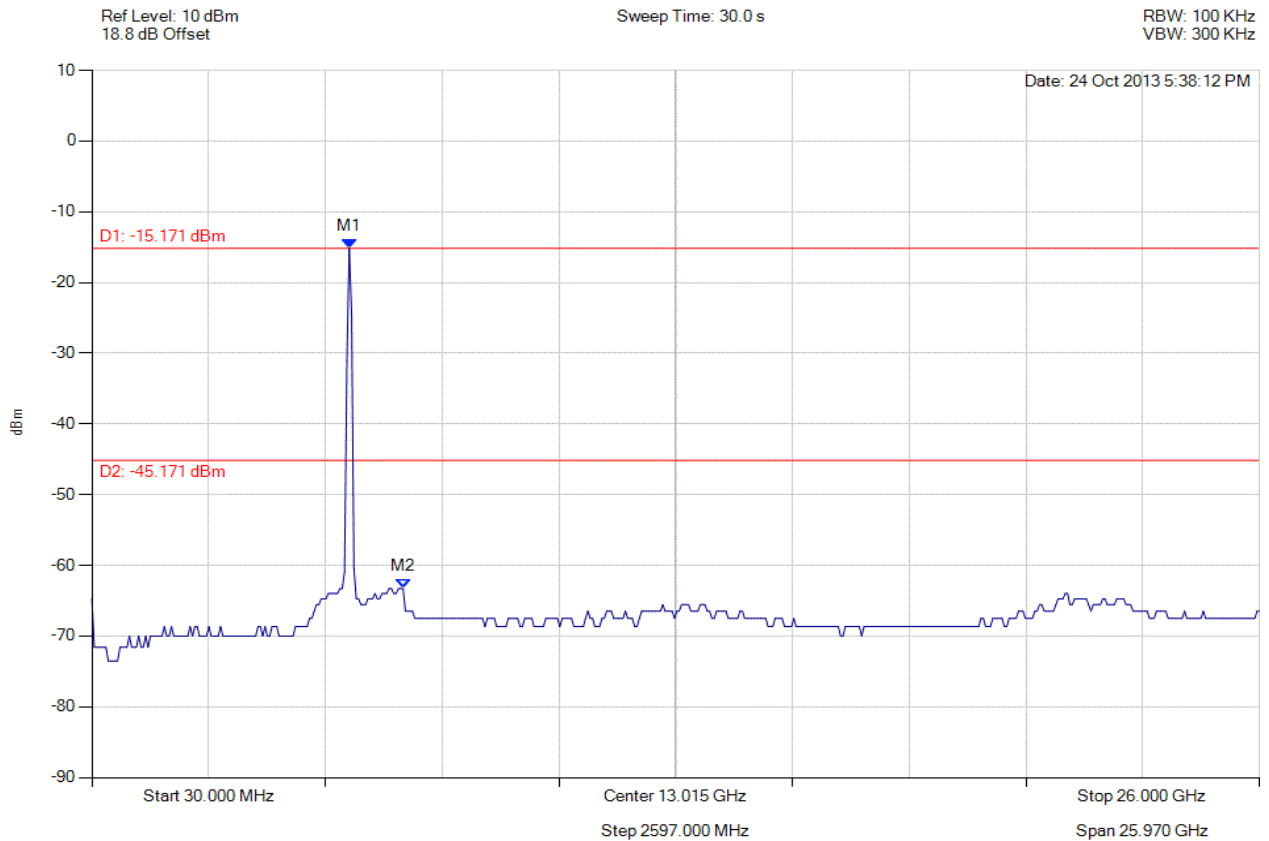


Title: Xirrus Inc. XI-AC1300, XI-AC867
To: FCC 47 CFR Part 15.247 & IC RSS-210
Serial #: XIRR04-U3 Rev A
Issue Date: 29th April 2014
Page: 381 of 572



CONDUCTED SPURIOUS EMISSIONS - AVERAGE

Variant: 802.11ac-80, Channel: 5775.00 MHz, Chain c, Temp: Ambient, Voltage: 56 Vdc



Analyser Setup	Marker : Frequency : Amplitude	Test Results
Detector = AVERAGE Sweep Count = 0 RF Atten (dB) = 10 Trace Mode = VIEW	M1 : 5754.850 MHz : -15.171 dBm M2 : 6951.864 MHz : -63.286 dBm	Limit: -45.17 dBm Margin: -18.12 dB

[Back to the Matrix](#)

This test report may be reproduced in full only. The document may only be updated by MiCOM Labs personnel. Any changes will be noted in the Document History section of the report.

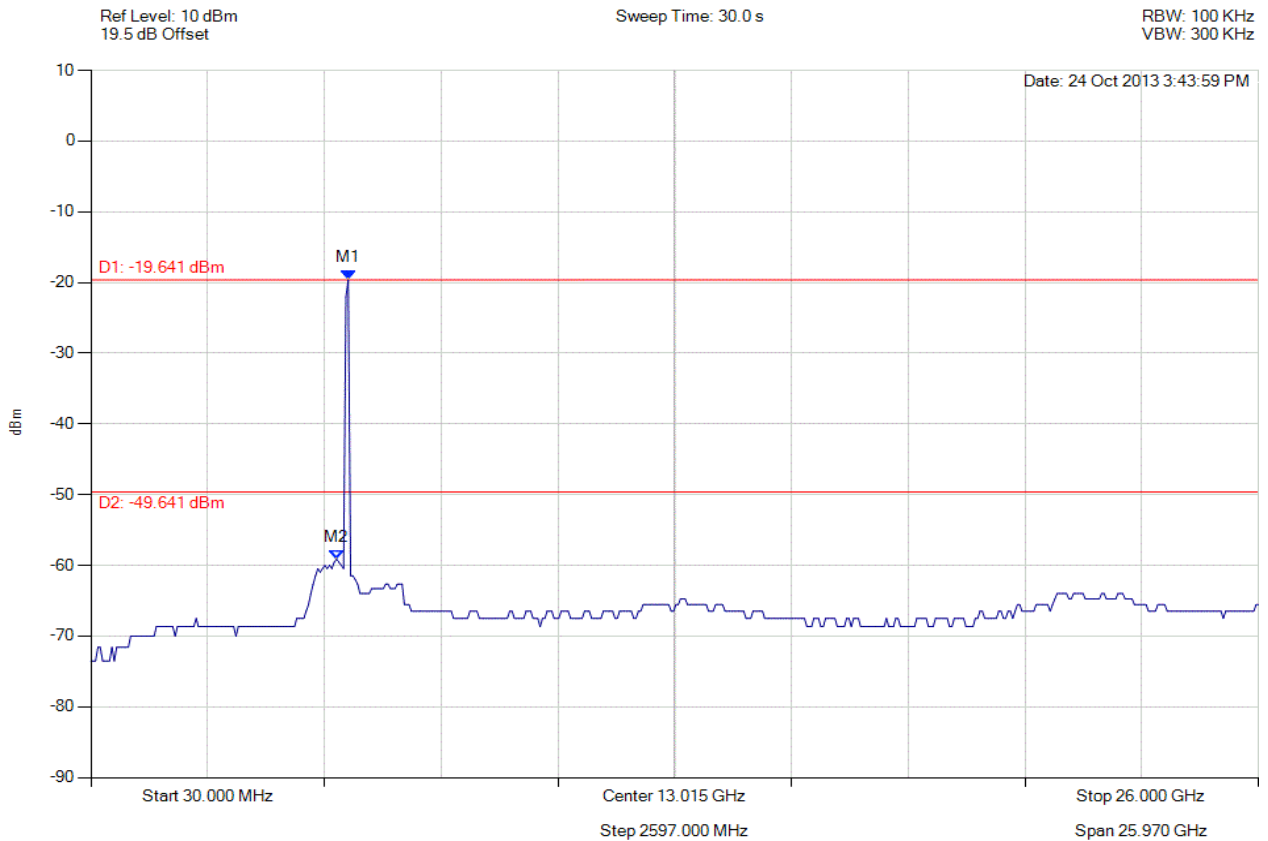


Title: Xirrus Inc. XI-AC1300, XI-AC867
To: FCC 47 CFR Part 15.247 & IC RSS-210
Serial #: XIRR04-U3 Rev A
Issue Date: 29th April 2014
Page: 382 of 572



CONDUCTED SPURIOUS EMISSIONS - AVERAGE

Variant: 802.11n HT-20, Channel: 5745.00 MHz, Chain a, Temp: Ambient, Voltage: 56 Vdc



Analyser Setup	Marker : Frequency : Amplitude	Test Results
Detector = AVERAGE Sweep Count = 0 RF Atten (dB) = 10 Trace Mode = VIEW	M1 : 5754.850 MHz : -19.641 dBm M2 : 5494.629 MHz : -59.121 dBm	Limit: -49.64 dBm Margin: -9.48 dB

[Back to the Matrix](#)

This test report may be reproduced in full only. The document may only be updated by MiCOM Labs personnel. Any changes will be noted in the Document History section of the report.

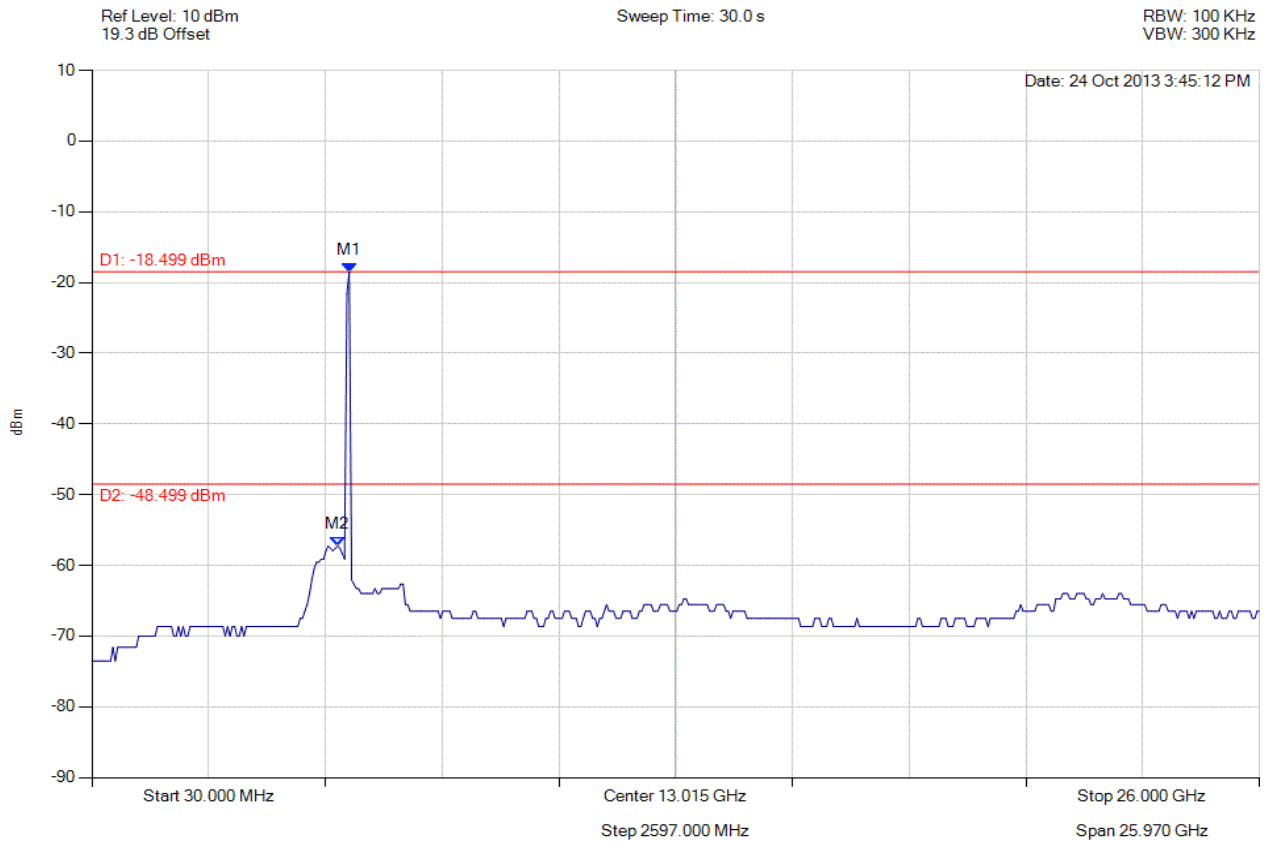


Title: Xirrus Inc. XI-AC1300, XI-AC867
To: FCC 47 CFR Part 15.247 & IC RSS-210
Serial #: XIRR04-U3 Rev A
Issue Date: 29th April 2014
Page: 383 of 572



CONDUCTED SPURIOUS EMISSIONS - AVERAGE

Variant: 802.11n HT-20, Channel: 5745.00 MHz, Chain b, Temp: Ambient, Voltage: 56 Vdc



Analyser Setup	Marker : Frequency : Amplitude	Test Results
Detector = AVERAGE Sweep Count = 0 RF Atten (dB) = 10 Trace Mode = VIEW	M1 : 5754.850 MHz : -18.499 dBm M2 : 5494.629 MHz : -57.266 dBm	Limit: -48.50 dBm Margin: -8.77 dB

[Back to the Matrix](#)

This test report may be reproduced in full only. The document may only be updated by MiCOM Labs personnel. Any changes will be noted in the Document History section of the report.

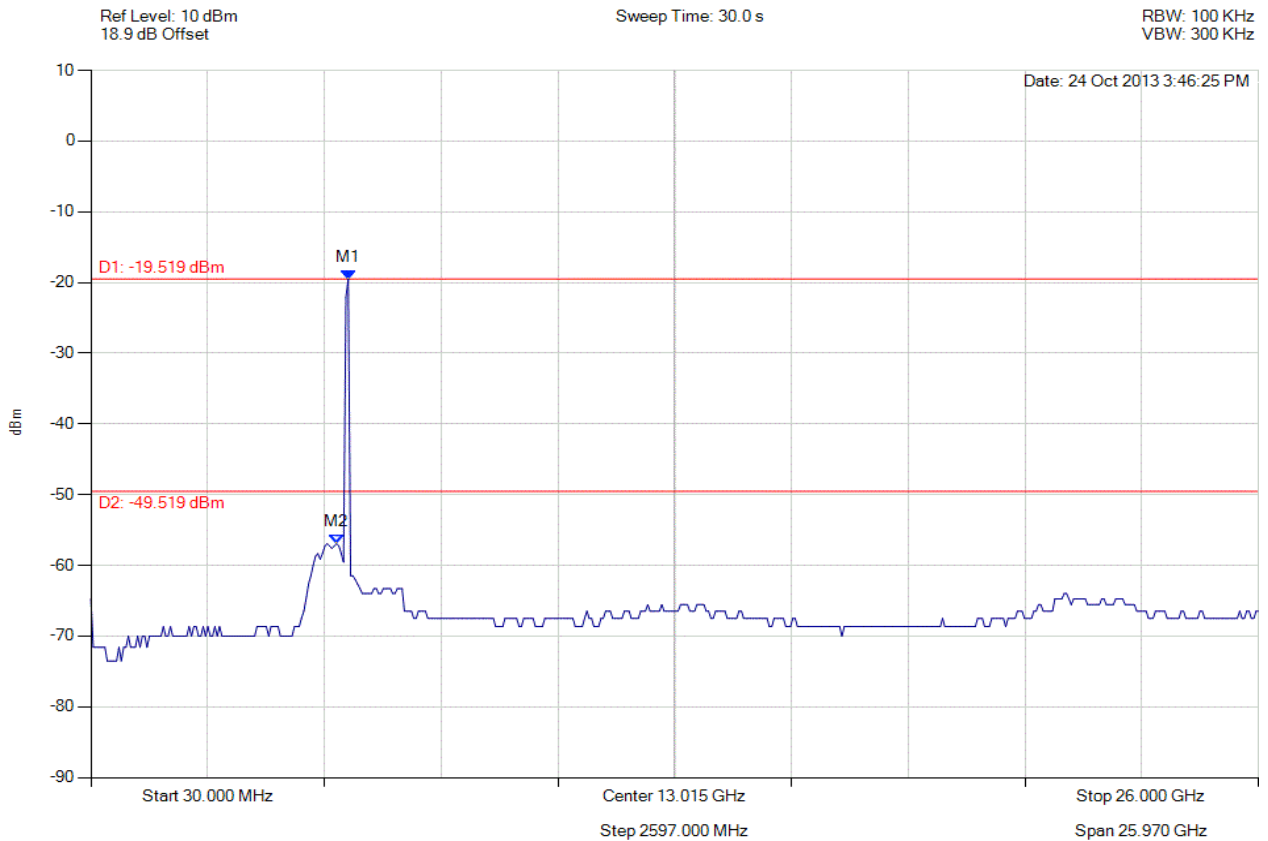


Title: Xirrus Inc. XI-AC1300, XI-AC867
To: FCC 47 CFR Part 15.247 & IC RSS-210
Serial #: XIRR04-U3 Rev A
Issue Date: 29th April 2014
Page: 384 of 572



CONDUCTED SPURIOUS EMISSIONS - AVERAGE

Variant: 802.11n HT-20, Channel: 5745.00 MHz, Chain c, Temp: Ambient, Voltage: 56 Vdc



Analyser Setup	Marker : Frequency : Amplitude	Test Results
Detector = AVERAGE Sweep Count = 0 RF Atten (dB) = 10 Trace Mode = VIEW	M1 : 5754.850 MHz : -19.519 dBm M2 : 5494.629 MHz : -56.938 dBm	Limit: -49.52 dBm Margin: -7.42 dB

[Back to the Matrix](#)

This test report may be reproduced in full only. The document may only be updated by MiCOM Labs personnel. Any changes will be noted in the Document History section of the report.

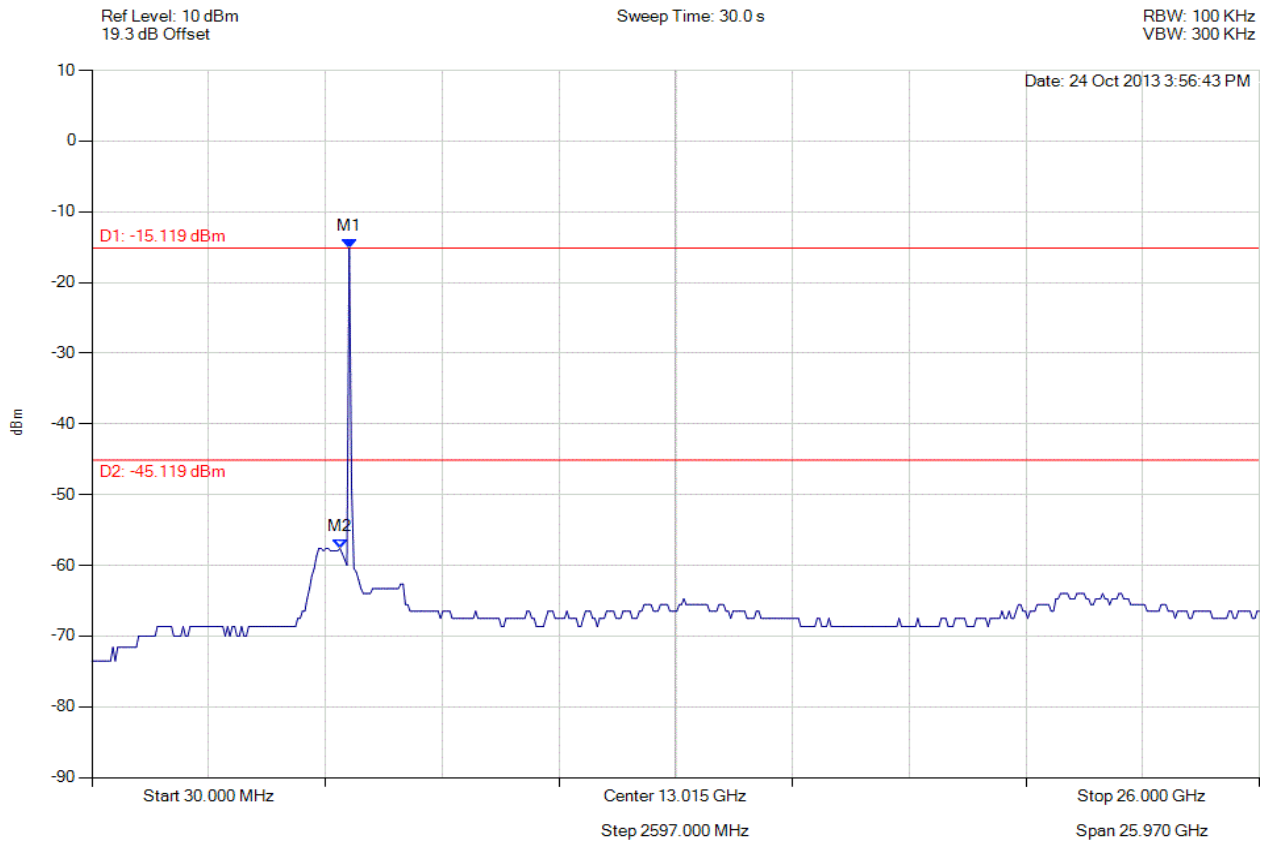


Title: Xirrus Inc. XI-AC1300, XI-AC867
To: FCC 47 CFR Part 15.247 & IC RSS-210
Serial #: XIRR04-U3 Rev A
Issue Date: 29th April 2014
Page: 385 of 572



CONDUCTED SPURIOUS EMISSIONS - AVERAGE

Variant: 802.11n HT-20, Channel: 5785.00 MHz, Chain a, Temp: Ambient, Voltage: 56 Vdc



Analyser Setup	Marker : Frequency : Amplitude	Test Results
Detector = AVERAGE Sweep Count = 0 RF Atten (dB) = 10 Trace Mode = VIEW	M1 : 5754.850 MHz : -15.119 dBm M2 : 5546.673 MHz : -57.607 dBm	Limit: -45.12 dBm Margin: -12.49 dB

[Back to the Matrix](#)

This test report may be reproduced in full only. The document may only be updated by MiCOM Labs personnel. Any changes will be noted in the Document History section of the report.

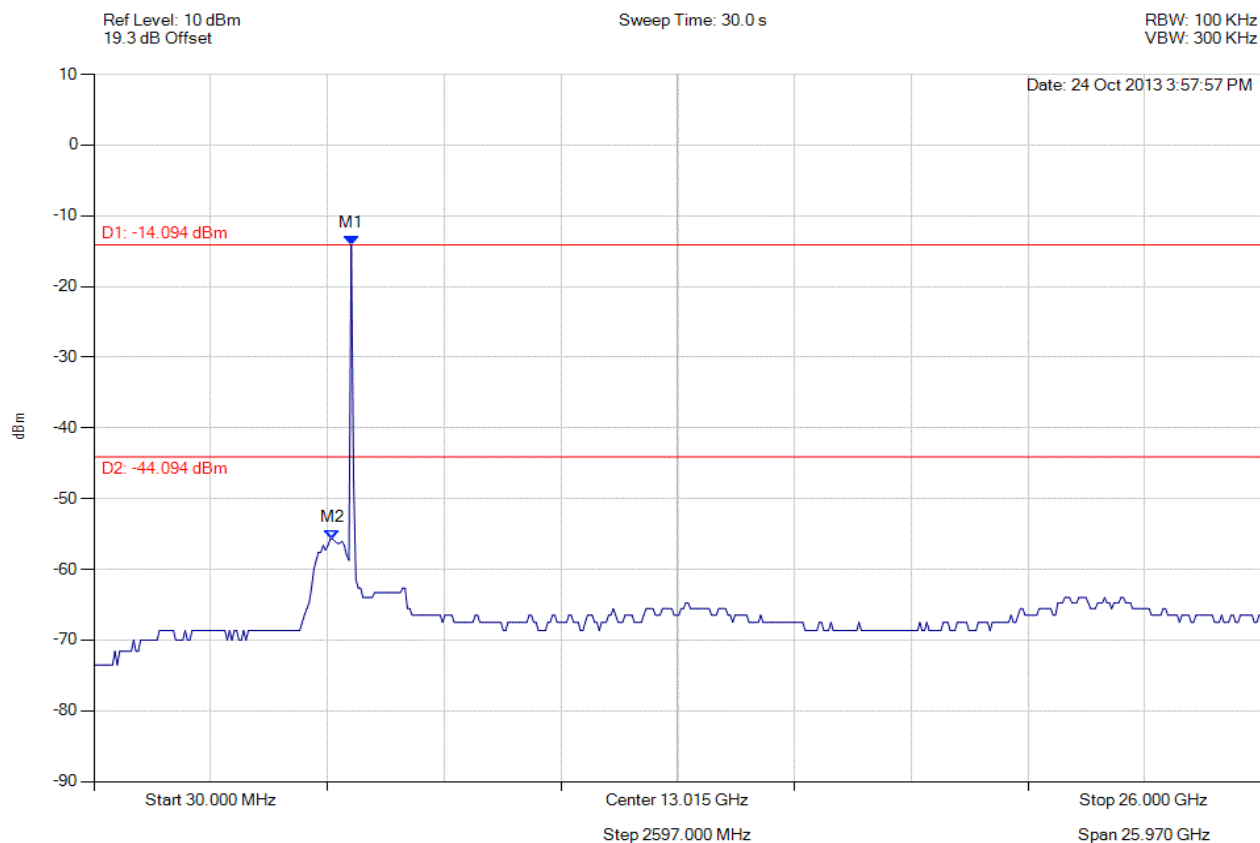


Title: Xirrus Inc. XI-AC1300, XI-AC867
To: FCC 47 CFR Part 15.247 & IC RSS-210
Serial #: XIRR04-U3 Rev A
Issue Date: 29th April 2014
Page: 386 of 572



CONDUCTED SPURIOUS EMISSIONS - AVERAGE

Variant: 802.11n HT-20, Channel: 5785.00 MHz, Chain b, Temp: Ambient, Voltage: 56 Vdc



Analyser Setup	Marker : Frequency : Amplitude	Test Results
Detector = AVERAGE Sweep Count = 0 RF Atten (dB) = 10 Trace Mode = VIEW	M1 : 5754.850 MHz : -14.094 dBm M2 : 5338.497 MHz : -55.738 dBm	Limit: -44.09 dBm Margin: -11.65 dB

[Back to the Matrix](#)

This test report may be reproduced in full only. The document may only be updated by MiCOM Labs personnel. Any changes will be noted in the Document History section of the report.

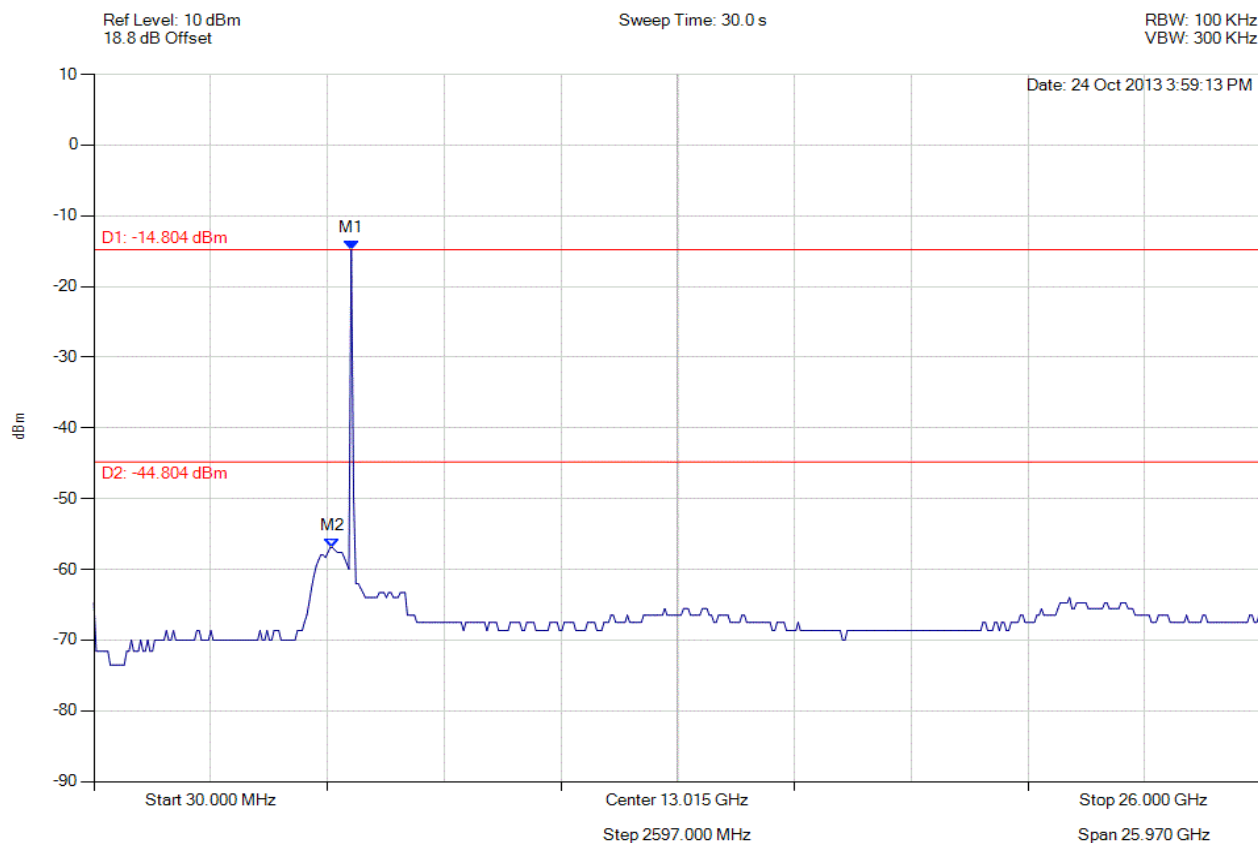


Title: Xirrus Inc. XI-AC1300, XI-AC867
To: FCC 47 CFR Part 15.247 & IC RSS-210
Serial #: XIRR04-U3 Rev A
Issue Date: 29th April 2014
Page: 387 of 572



CONDUCTED SPURIOUS EMISSIONS - AVERAGE

Variant: 802.11n HT-20, Channel: 5785.00 MHz, Chain c, Temp: Ambient, Voltage: 56 Vdc



Analyser Setup	Marker : Frequency : Amplitude	Test Results
Detector = AVERAGE Sweep Count = 0 RF Atten (dB) = 10 Trace Mode = VIEW	M1 : 5754.850 MHz : -14.804 dBm M2 : 5338.497 MHz : -56.938 dBm	Limit: -44.80 dBm Margin: -12.14 dB

[Back to the Matrix](#)

This test report may be reproduced in full only. The document may only be updated by MiCOM Labs personnel. Any changes will be noted in the Document History section of the report.

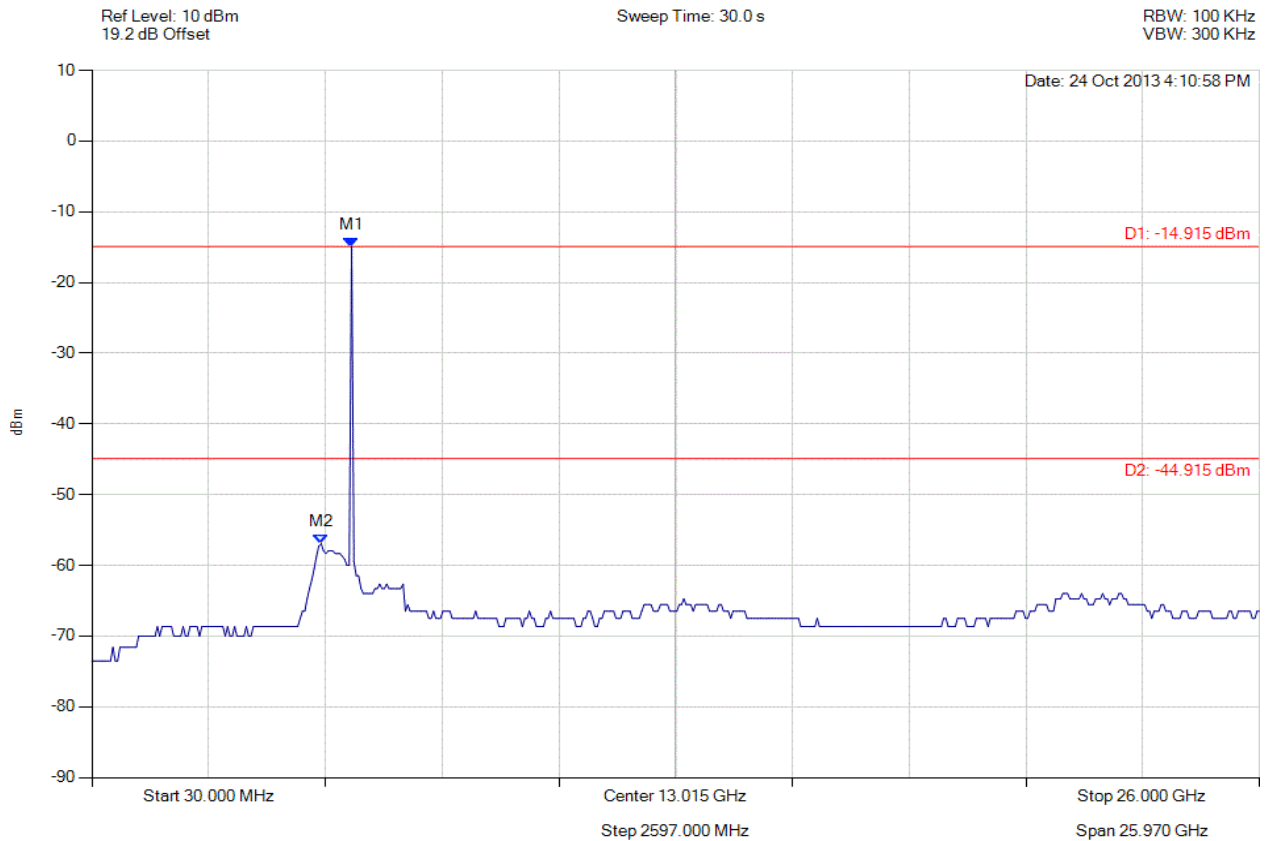


Title: Xirrus Inc. XI-AC1300, XI-AC867
To: FCC 47 CFR Part 15.247 & IC RSS-210
Serial #: XIRR04-U3 Rev A
Issue Date: 29th April 2014
Page: 388 of 572



CONDUCTED SPURIOUS EMISSIONS - AVERAGE

Variant: 802.11n HT-20, Channel: 5825.00 MHz, Chain a, Temp: Ambient, Voltage: 56 Vdc



Analyser Setup	Marker : Frequency : Amplitude	Test Results
Detector = AVERAGE Sweep Count = 0 RF Atten (dB) = 10 Trace Mode = VIEW	M1 : 5806.894 MHz : -14.915 dBm M2 : 5130.321 MHz : -56.938 dBm	Limit: -44.92 dBm Margin: -12.02 dB

[Back to the Matrix](#)

This test report may be reproduced in full only. The document may only be updated by MiCOM Labs personnel. Any changes will be noted in the Document History section of the report.

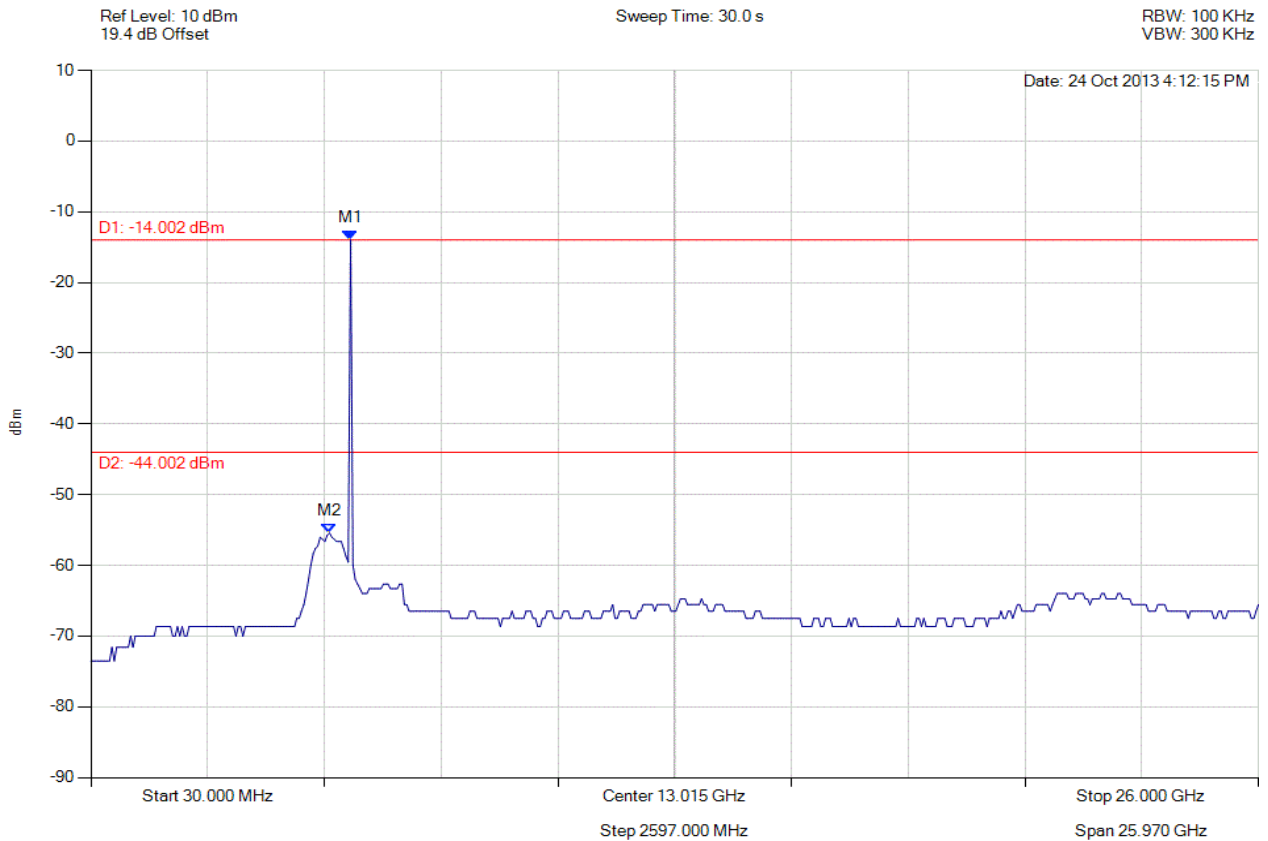


Title: Xirrus Inc. XI-AC1300, XI-AC867
To: FCC 47 CFR Part 15.247 & IC RSS-210
Serial #: XIRR04-U3 Rev A
Issue Date: 29th April 2014
Page: 389 of 572



CONDUCTED SPURIOUS EMISSIONS - AVERAGE

Variant: 802.11n HT-20, Channel: 5825.00 MHz, Chain b, Temp: Ambient, Voltage: 56 Vdc



Analyser Setup	Marker : Frequency : Amplitude	Test Results
Detector = AVERAGE Sweep Count = 0 RF Atten (dB) = 10 Trace Mode = VIEW	M1 : 5806.894 MHz : -14.002 dBm M2 : 5338.497 MHz : -55.462 dBm	Limit: -44.00 dBm Margin: -11.46 dB

[Back to the Matrix](#)

This test report may be reproduced in full only. The document may only be updated by MiCOM Labs personnel. Any changes will be noted in the Document History section of the report.

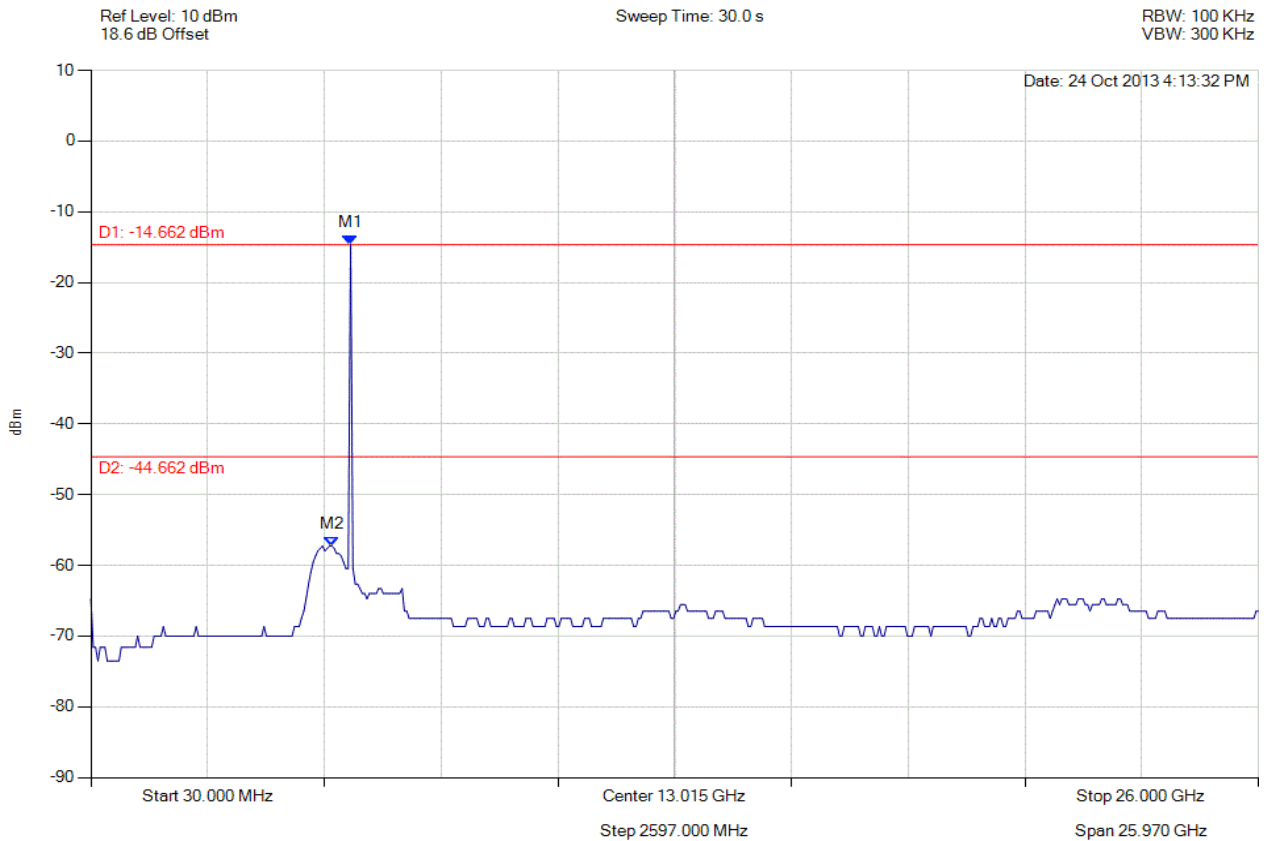


Title: Xirrus Inc. XI-AC1300, XI-AC867
To: FCC 47 CFR Part 15.247 & IC RSS-210
Serial #: XIRR04-U3 Rev A
Issue Date: 29th April 2014
Page: 390 of 572



CONDUCTED SPURIOUS EMISSIONS - AVERAGE

Variant: 802.11n HT-20, Channel: 5825.00 MHz, Chain c, Temp: Ambient, Voltage: 56 Vdc



Analyser Setup	Marker : Frequency : Amplitude	Test Results
Detector = AVERAGE Sweep Count = 0 RF Atten (dB) = 10 Trace Mode = VIEW	M1 : 5806.894 MHz : -14.662 dBm M2 : 5390.541 MHz : -57.266 dBm	Limit: -44.66 dBm Margin: -12.61 dB

[Back to the Matrix](#)

This test report may be reproduced in full only. The document may only be updated by MiCOM Labs personnel. Any changes will be noted in the Document History section of the report.

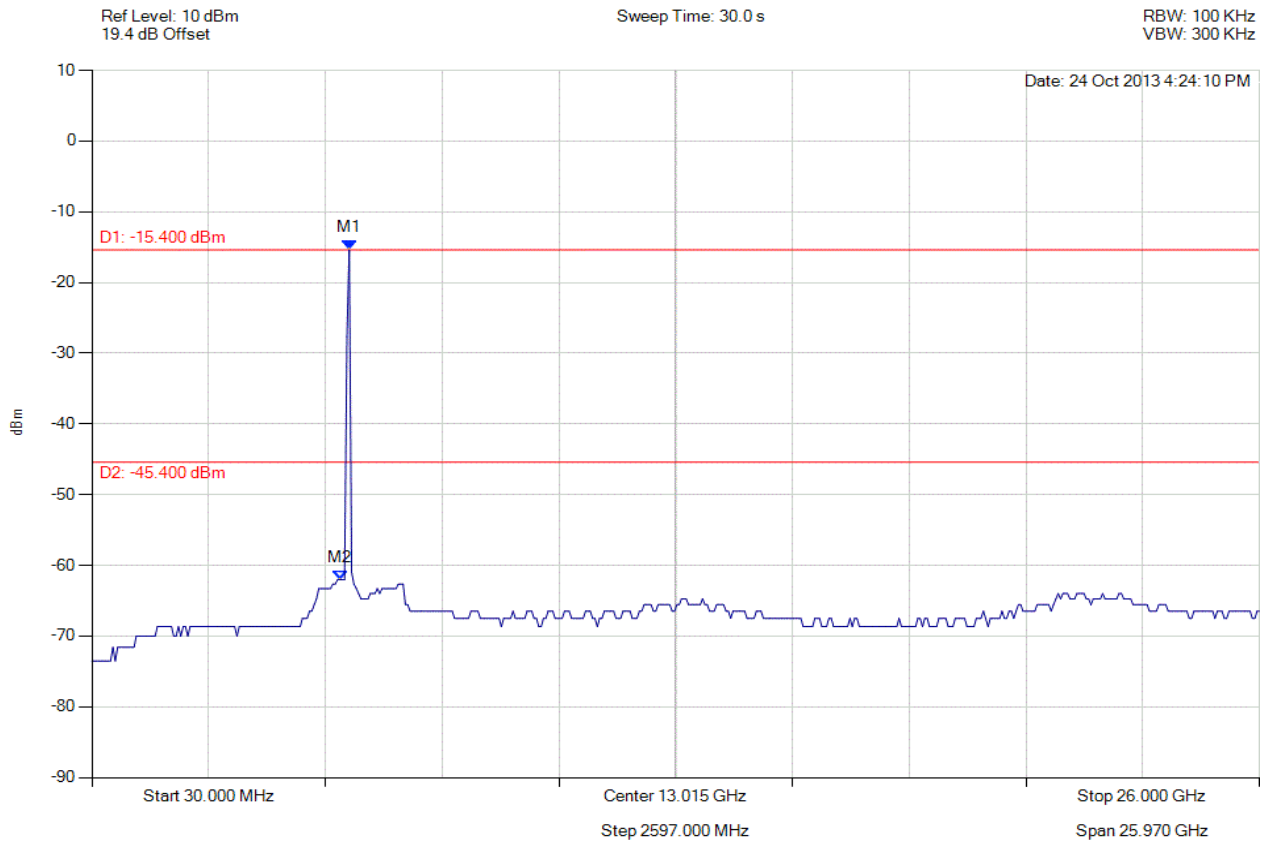


Title: Xirrus Inc. XI-AC1300, XI-AC867
To: FCC 47 CFR Part 15.247 & IC RSS-210
Serial #: XIRR04-U3 Rev A
Issue Date: 29th April 2014
Page: 391 of 572



CONDUCTED SPURIOUS EMISSIONS - AVERAGE

Variant: 802.11n HT-40, Channel: 5755.00 MHz, Chain a, Temp: Ambient, Voltage: 56 Vdc



Analyser Setup	Marker : Frequency : Amplitude	Test Results
Detector = AVERAGE Sweep Count = 0 RF Atten (dB) = 10 Trace Mode = VIEW	M1 : 5754.850 MHz : -15.400 dBm M2 : 5546.673 MHz : -62.044 dBm	Limit: -45.40 dBm Margin: -16.64 dB

[Back to the Matrix](#)

This test report may be reproduced in full only. The document may only be updated by MiCOM Labs personnel. Any changes will be noted in the Document History section of the report.

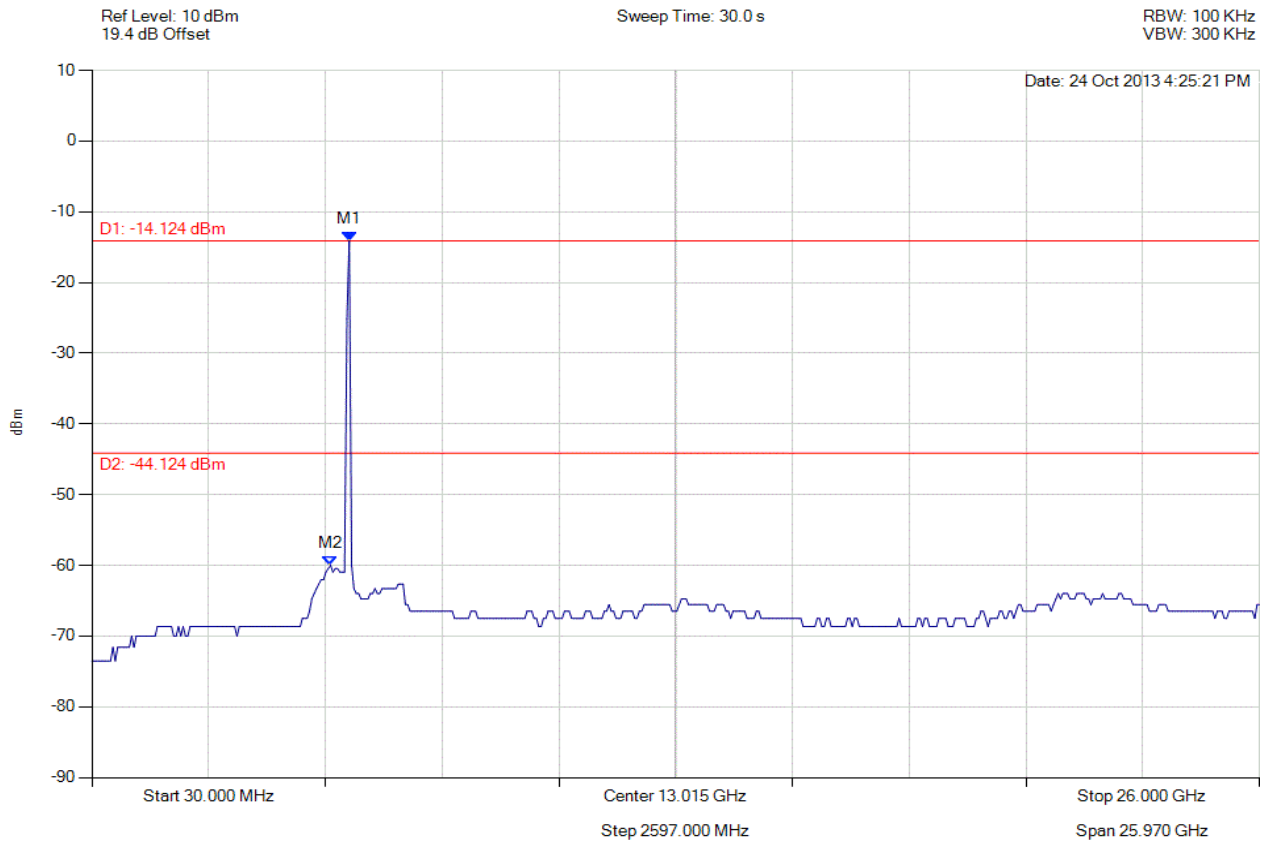


Title: Xirrus Inc. XI-AC1300, XI-AC867
To: FCC 47 CFR Part 15.247 & IC RSS-210
Serial #: XIRR04-U3 Rev A
Issue Date: 29th April 2014
Page: 392 of 572



CONDUCTED SPURIOUS EMISSIONS - AVERAGE

Variant: 802.11n HT-40, Channel: 5755.00 MHz, Chain b, Temp: Ambient, Voltage: 56 Vdc



Analyser Setup	Marker : Frequency : Amplitude	Test Results
Detector = AVERAGE Sweep Count = 0 RF Atten (dB) = 10 Trace Mode = VIEW	M1 : 5754.850 MHz : -14.124 dBm M2 : 5338.497 MHz : -59.990 dBm	Limit: -44.12 dBm Margin: -15.87 dB

[Back to the Matrix](#)

This test report may be reproduced in full only. The document may only be updated by MiCOM Labs personnel. Any changes will be noted in the Document History section of the report.

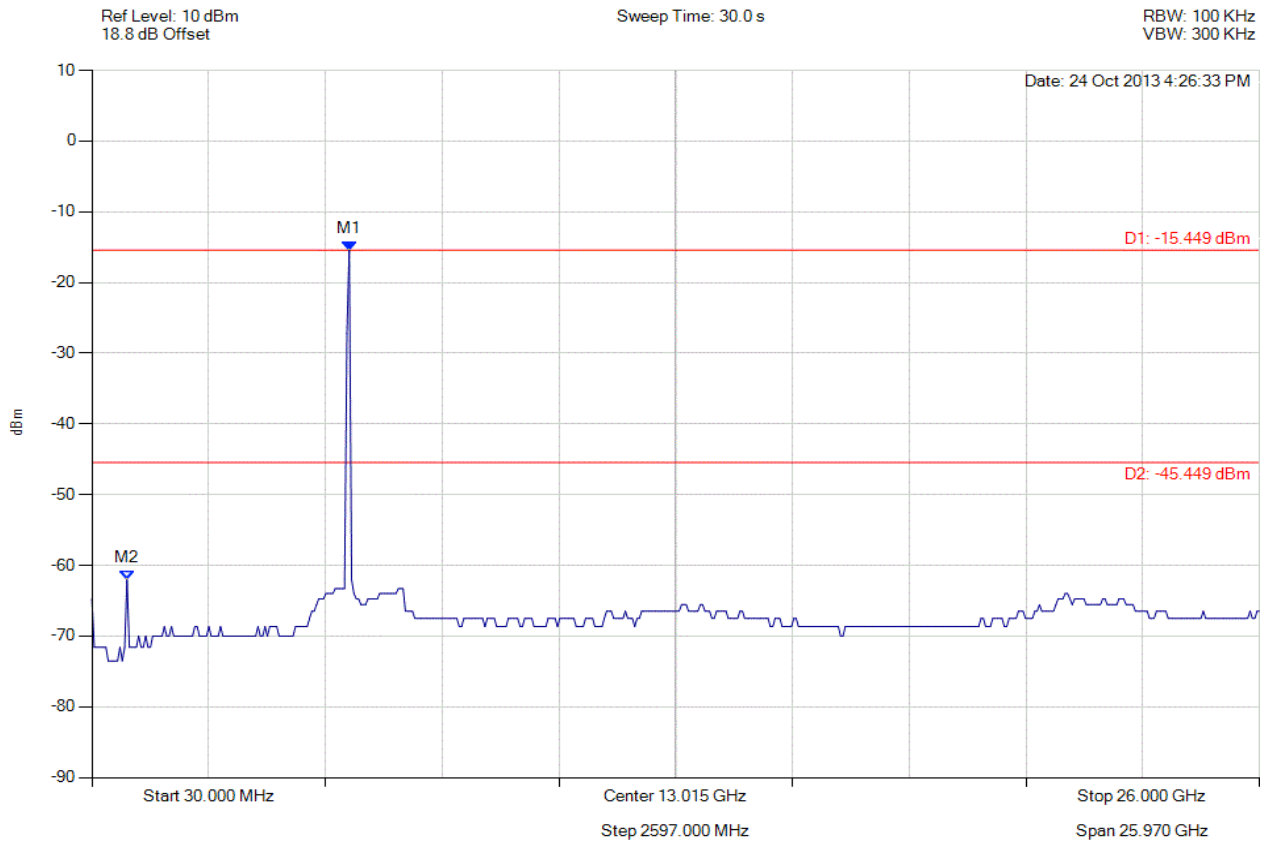


Title: Xirrus Inc. XI-AC1300, XI-AC867
To: FCC 47 CFR Part 15.247 & IC RSS-210
Serial #: XIRR04-U3 Rev A
Issue Date: 29th April 2014
Page: 393 of 572



CONDUCTED SPURIOUS EMISSIONS - AVERAGE

Variant: 802.11n HT-40, Channel: 5755.00 MHz, Chain c, Temp: Ambient, Voltage: 56 Vdc



Analyser Setup	Marker : Frequency : Amplitude	Test Results
Detector = AVERAGE Sweep Count = 0 RF Atten (dB) = 10 Trace Mode = VIEW	M1 : 5754.850 MHz : -15.449 dBm M2 : 810.661 MHz : -62.044 dBm	Limit: -45.45 dBm Margin: -16.59 dB

[Back to the Matrix](#)

This test report may be reproduced in full only. The document may only be updated by MiCOM Labs personnel. Any changes will be noted in the Document History section of the report.

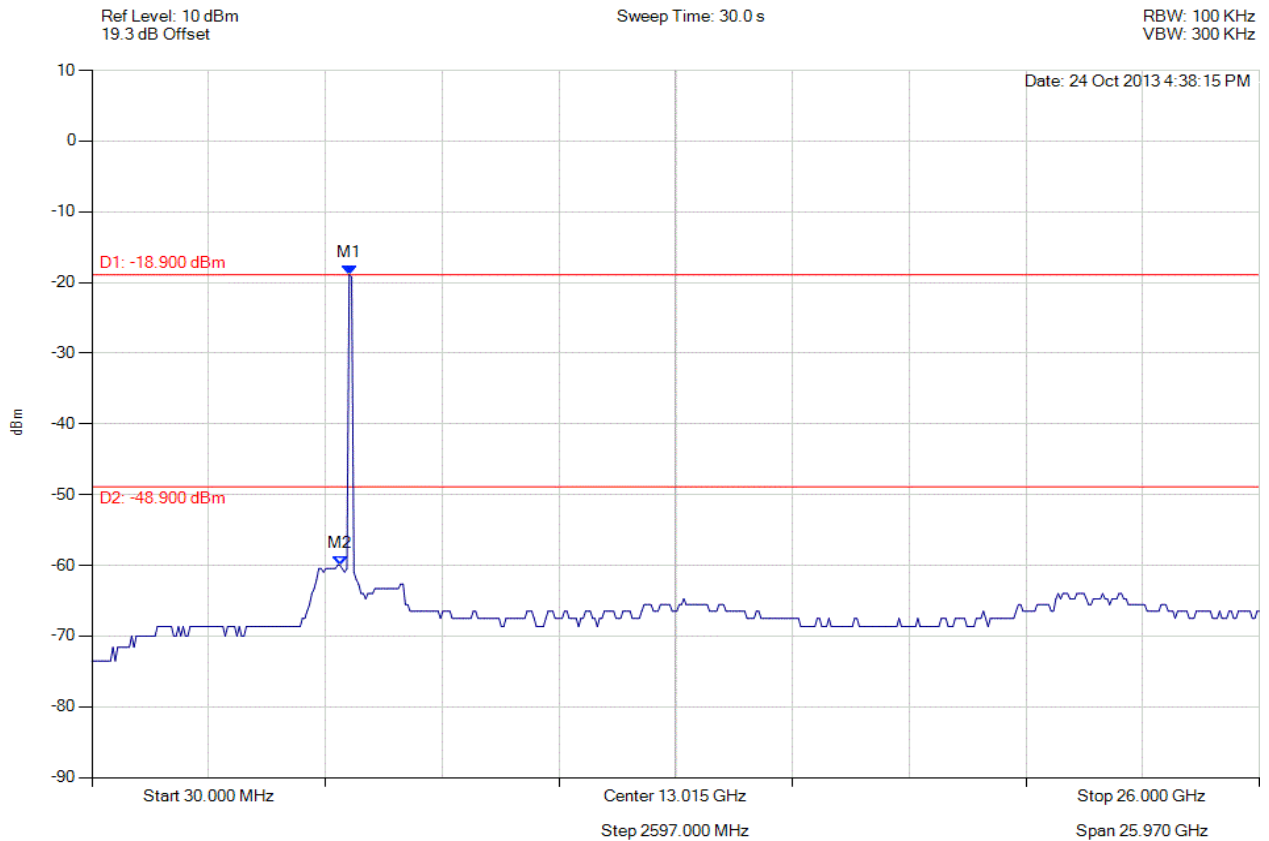


Title: Xirrus Inc. XI-AC1300, XI-AC867
To: FCC 47 CFR Part 15.247 & IC RSS-210
Serial #: XIRR04-U3 Rev A
Issue Date: 29th April 2014
Page: 394 of 572



CONDUCTED SPURIOUS EMISSIONS - AVERAGE

Variant: 802.11n HT-40, Channel: 5795.00 MHz, Chain a, Temp: Ambient, Voltage: 56 Vdc



Analyser Setup	Marker : Frequency : Amplitude	Test Results
Detector = AVERAGE Sweep Count = 0 RF Atten (dB) = 10 Trace Mode = VIEW	M1 : 5754.850 MHz : -18.900 dBm M2 : 5546.673 MHz : -59.990 dBm	Limit: -48.90 dBm Margin: -11.09 dB

[Back to the Matrix](#)

This test report may be reproduced in full only. The document may only be updated by MiCOM Labs personnel. Any changes will be noted in the Document History section of the report.

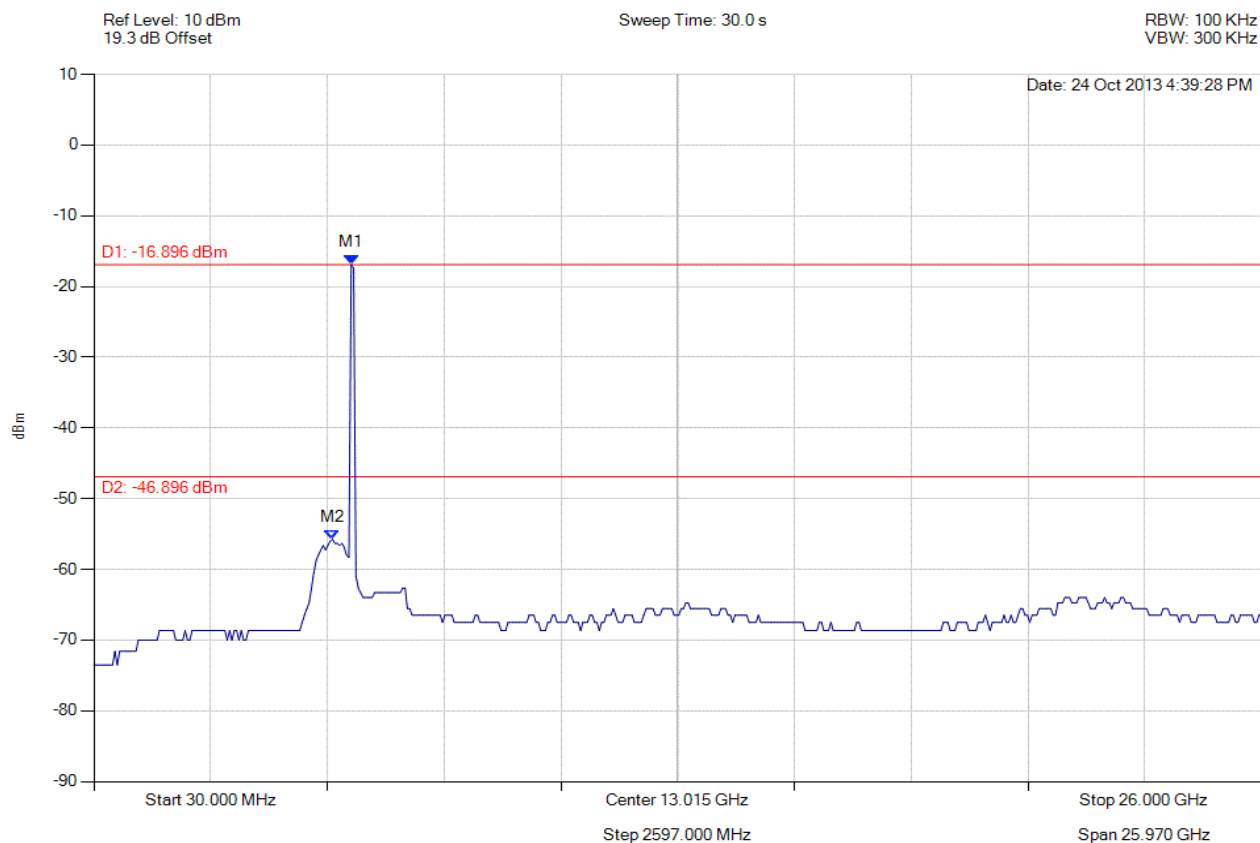


Title: Xirrus Inc. XI-AC1300, XI-AC867
To: FCC 47 CFR Part 15.247 & IC RSS-210
Serial #: XIRR04-U3 Rev A
Issue Date: 29th April 2014
Page: 395 of 572



CONDUCTED SPURIOUS EMISSIONS - AVERAGE

Variant: 802.11n HT-40, Channel: 5795.00 MHz, Chain b, Temp: Ambient, Voltage: 56 Vdc



Analyser Setup	Marker : Frequency : Amplitude	Test Results
Detector = AVERAGE Sweep Count = 0 RF Atten (dB) = 10 Trace Mode = VIEW	M1 : 5754.850 MHz : -16.896 dBm M2 : 5338.497 MHz : -55.738 dBm	Limit: -46.90 dBm Margin: -8.84 dB

[Back to the Matrix](#)

This test report may be reproduced in full only. The document may only be updated by MiCOM Labs personnel. Any changes will be noted in the Document History section of the report.

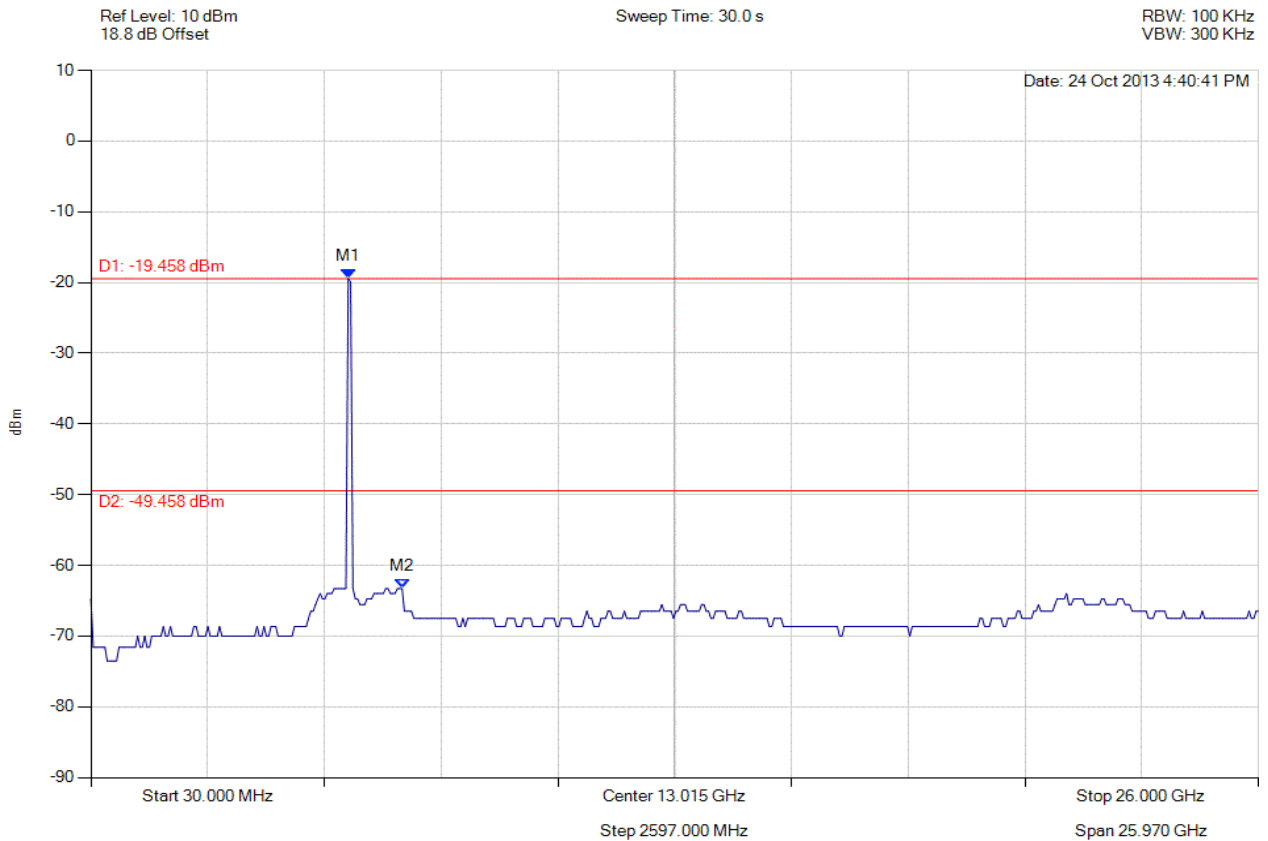


Title: Xirrus Inc. XI-AC1300, XI-AC867
To: FCC 47 CFR Part 15.247 & IC RSS-210
Serial #: XIRR04-U3 Rev A
Issue Date: 29th April 2014
Page: 396 of 572



CONDUCTED SPURIOUS EMISSIONS - AVERAGE

Variant: 802.11n HT-40, Channel: 5795.00 MHz, Chain c, Temp: Ambient, Voltage: 56 Vdc



Analyser Setup	Marker : Frequency : Amplitude	Test Results
Detector = AVERAGE Sweep Count = 0 RF Atten (dB) = 10 Trace Mode = VIEW	M1 : 5754.850 MHz : -19.458 dBm M2 : 6951.864 MHz : -63.286 dBm	Limit: -49.46 dBm Margin: -13.83 dB

[Back to the Matrix](#)

This test report may be reproduced in full only. The document may only be updated by MiCOM Labs personnel. Any changes will be noted in the Document History section of the report.



Title: Xirrus Inc. XI-AC1300, XI-AC867
To: FCC 47 CFR Part 15.247 & IC RSS-210
Serial #: XIRR04-U3 Rev A
Issue Date: 29th April 2014
Page: 397 of 572

A.2. 2x2 CONDUCTED TEST PLOTS

This test report may be reproduced in full only. The document may only be updated by MiCOM Labs personnel. Any changes will be noted in the Document History section of the report.



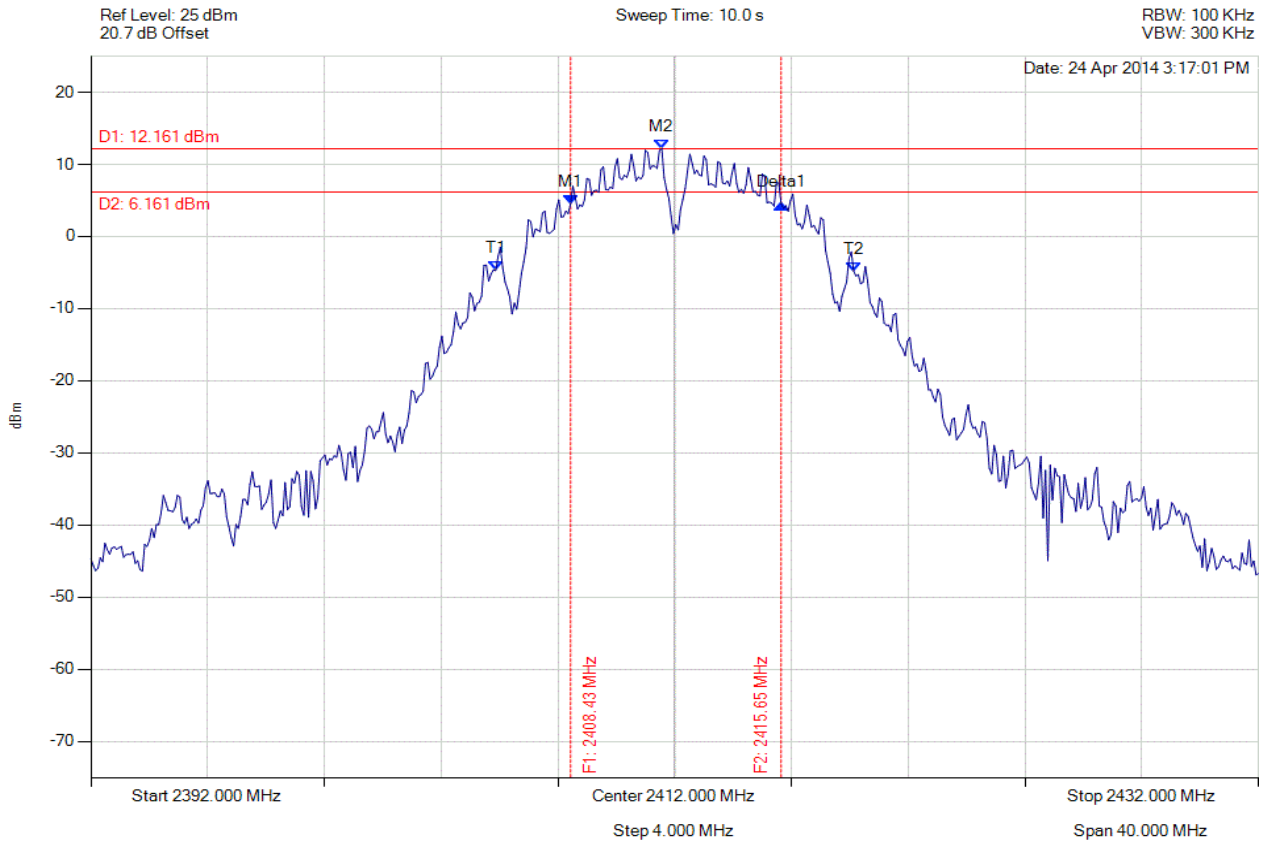
Title: Xirrus Inc. XI-AC1300, XI-AC867
To: FCC 47 CFR Part 15.247 & IC RSS-210
Serial #: XIRR04-U3 Rev A
Issue Date: 29th April 2014
Page: 398 of 572

A.2.1. 6 dB & 99% Bandwidth



6 dB & 99% BANDWIDTH

Variant: 802.11b, Channel: 2412.00 MHz, Chain a, Temp: Ambient, Voltage: 55 Vdc



Analyser Setup	Marker : Frequency : Amplitude	Test Results
Detector = MAX PEAK Sweep Count = 0 RF Atten (dB) = 20 Trace Mode = VIEW	M1 : 2408.433 MHz : 4.538 dBm M2 : 2411.559 MHz : 12.161 dBm Delta1 : 7.214 MHz : -0.026 dB T1 : 2405.868 MHz : -4.719 dBm T2 : 2418.132 MHz : -4.803 dBm OBW : 12.265 MHz	Measured 6 dB Bandwidth: 7.214 MHz Limit: ≥ 500.0 kHz Margin: -6.71 MHz

[Back to the Matrix](#)

This test report may be reproduced in full only. The document may only be updated by MiCOM Labs personnel. Any changes will be noted in the Document History section of the report.

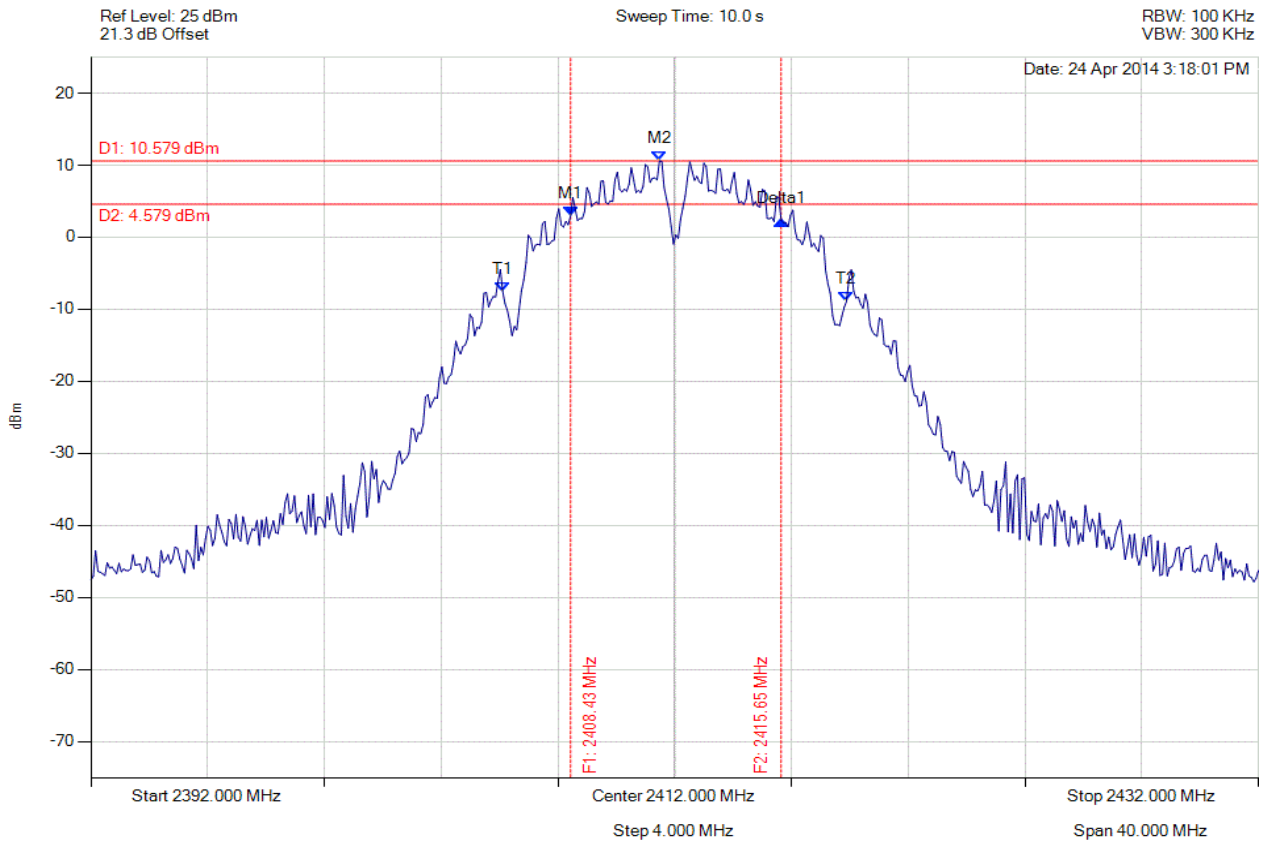


Title: Xirrus Inc. XI-AC1300, XI-AC867
To: FCC 47 CFR Part 15.247 & IC RSS-210
Serial #: XIRR04-U3 Rev A
Issue Date: 29th April 2014
Page: 399 of 572



6 dB & 99% BANDWIDTH

Variant: 802.11b, Channel: 2412.00 MHz, Chain b, Temp: Ambient, Voltage: 55 Vdc



Analyser Setup	Marker : Frequency : Amplitude	Test Results
Detector = MAX PEAK Sweep Count = 0 RF Atten (dB) = 20 Trace Mode = VIEW	M1 : 2408.433 MHz : 2.954 dBm M2 : 2411.479 MHz : 10.579 dBm Delta1 : 7.214 MHz : -0.618 dB T1 : 2406.108 MHz : -7.526 dBm T2 : 2417.892 MHz : -8.874 dBm OBW : 11.784 MHz	Measured 6 dB Bandwidth: 7.214 MHz Limit: ≥ 500.0 kHz Margin: -6.71 MHz

[Back to the Matrix](#)

This test report may be reproduced in full only. The document may only be updated by MiCOM Labs personnel. Any changes will be noted in the Document History section of the report.

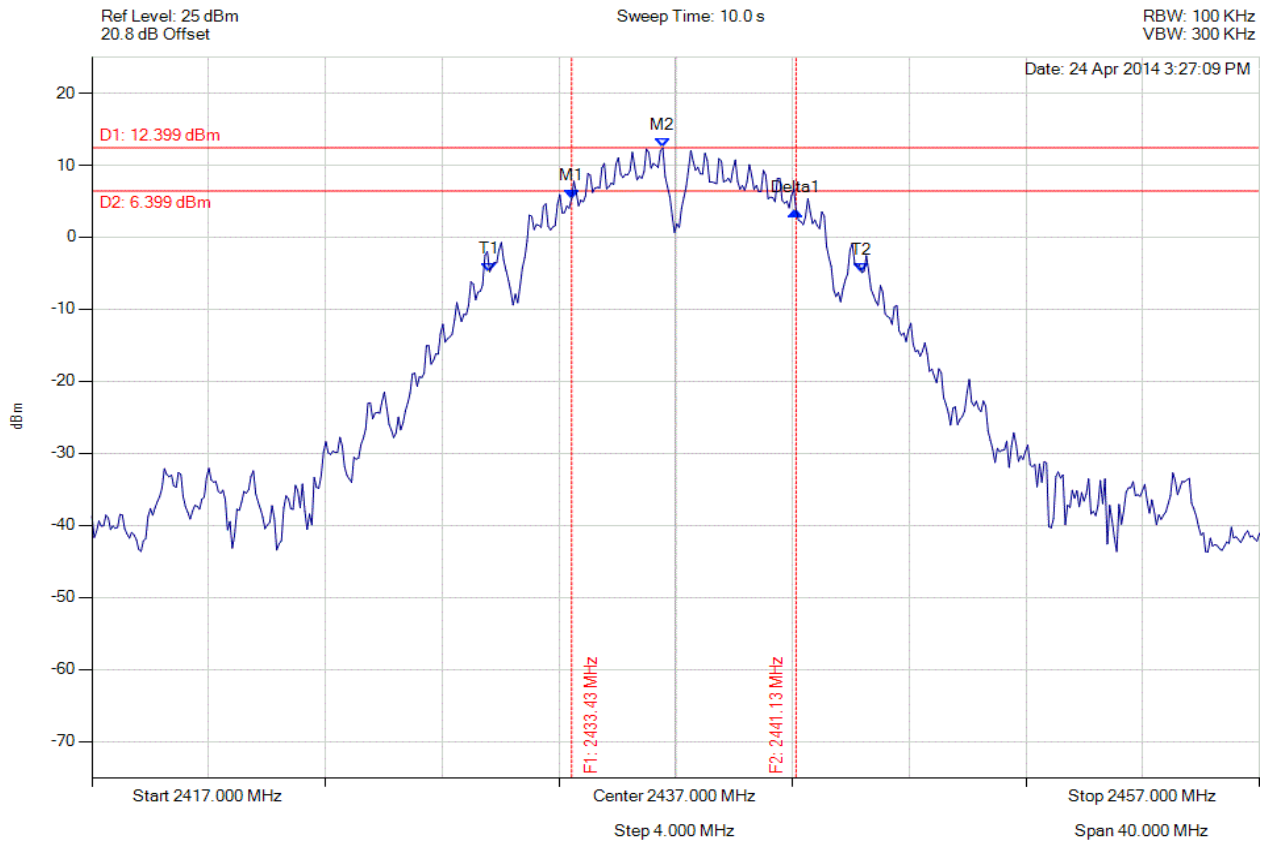


Title: Xirrus Inc. XI-AC1300, XI-AC867
To: FCC 47 CFR Part 15.247 & IC RSS-210
Serial #: XIRR04-U3 Rev A
Issue Date: 29th April 2014
Page: 400 of 572



6 dB & 99% BANDWIDTH

Variant: 802.11b, Channel: 2437.00 MHz, Chain a, Temp: Ambient, Voltage: 55 Vdc



Analyser Setup	Marker : Frequency : Amplitude	Test Results
Detector = MAX PEAK Sweep Count = 0 RF Atten (dB) = 20 Trace Mode = VIEW	M1 : 2433.433 MHz : 5.389 dBm M2 : 2436.559 MHz : 12.399 dBm Delta1 : 7.695 MHz : -1.674 dB T1 : 2430.627 MHz : -4.790 dBm T2 : 2443.373 MHz : -4.906 dBm OBW : 12.745 MHz	Measured 6 dB Bandwidth: 7.695 MHz Limit: ≥ 500.0 kHz Margin: -7.20 MHz

[Back to the Matrix](#)

This test report may be reproduced in full only. The document may only be updated by MiCOM Labs personnel. Any changes will be noted in the Document History section of the report.

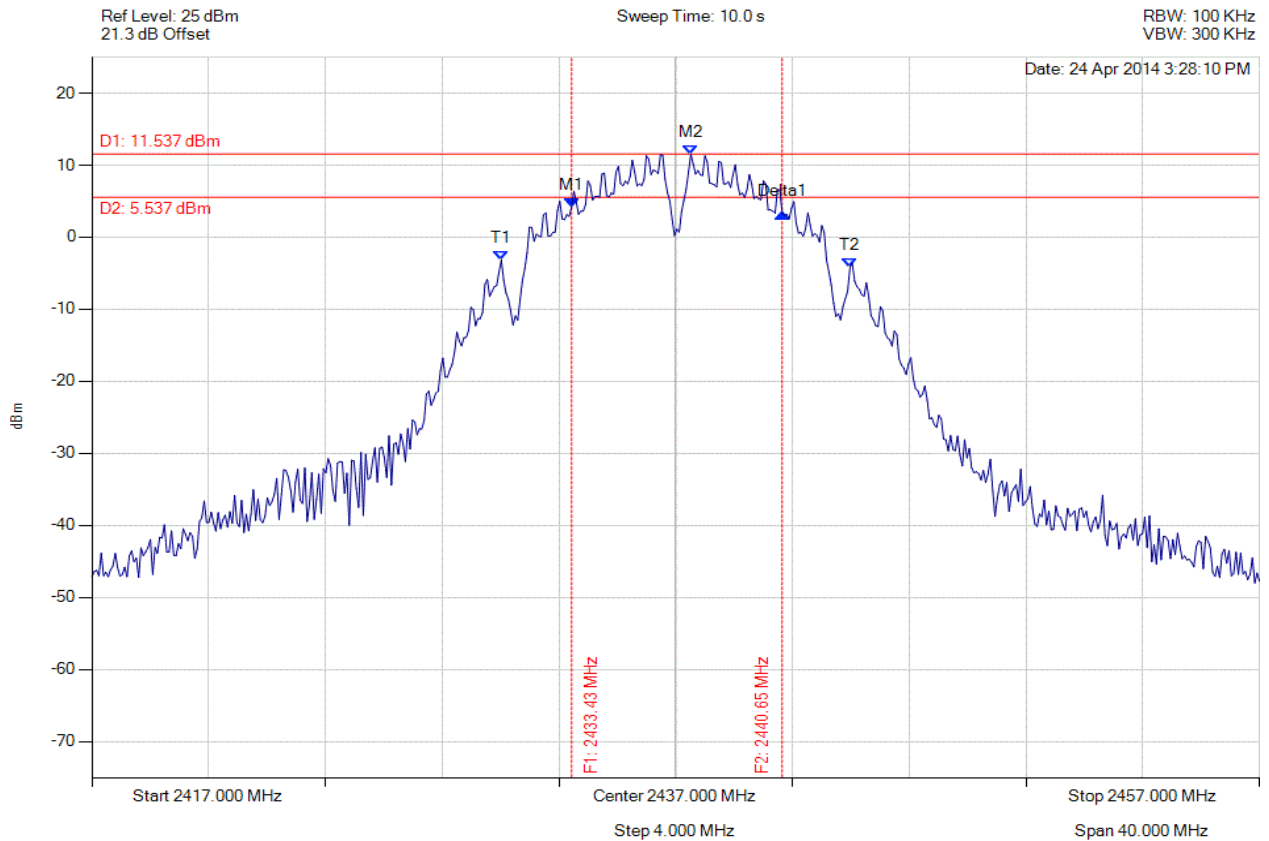


Title: Xirrus Inc. XI-AC1300, XI-AC867
To: FCC 47 CFR Part 15.247 & IC RSS-210
Serial #: XIRR04-U3 Rev A
Issue Date: 29th April 2014
Page: 401 of 572



6 dB & 99% BANDWIDTH

Variant: 802.11b, Channel: 2437.00 MHz, Chain b, Temp: Ambient, Voltage: 55 Vdc



Analyser Setup	Marker : Frequency : Amplitude	Test Results
Detector = MAX PEAK Sweep Count = 0 RF Atten (dB) = 20 Trace Mode = VIEW	M1 : 2433.433 MHz : 4.195 dBm M2 : 2437.521 MHz : 11.537 dBm Delta1 : 7.214 MHz : -0.852 dB T1 : 2431.028 MHz : -3.178 dBm T2 : 2442.972 MHz : -4.211 dBm OBW : 11.944 MHz	Measured 6 dB Bandwidth: 7.214 MHz Limit: ≥ 500.0 kHz Margin: -6.71 MHz

[Back to the Matrix](#)

This test report may be reproduced in full only. The document may only be updated by MiCOM Labs personnel. Any changes will be noted in the Document History section of the report.

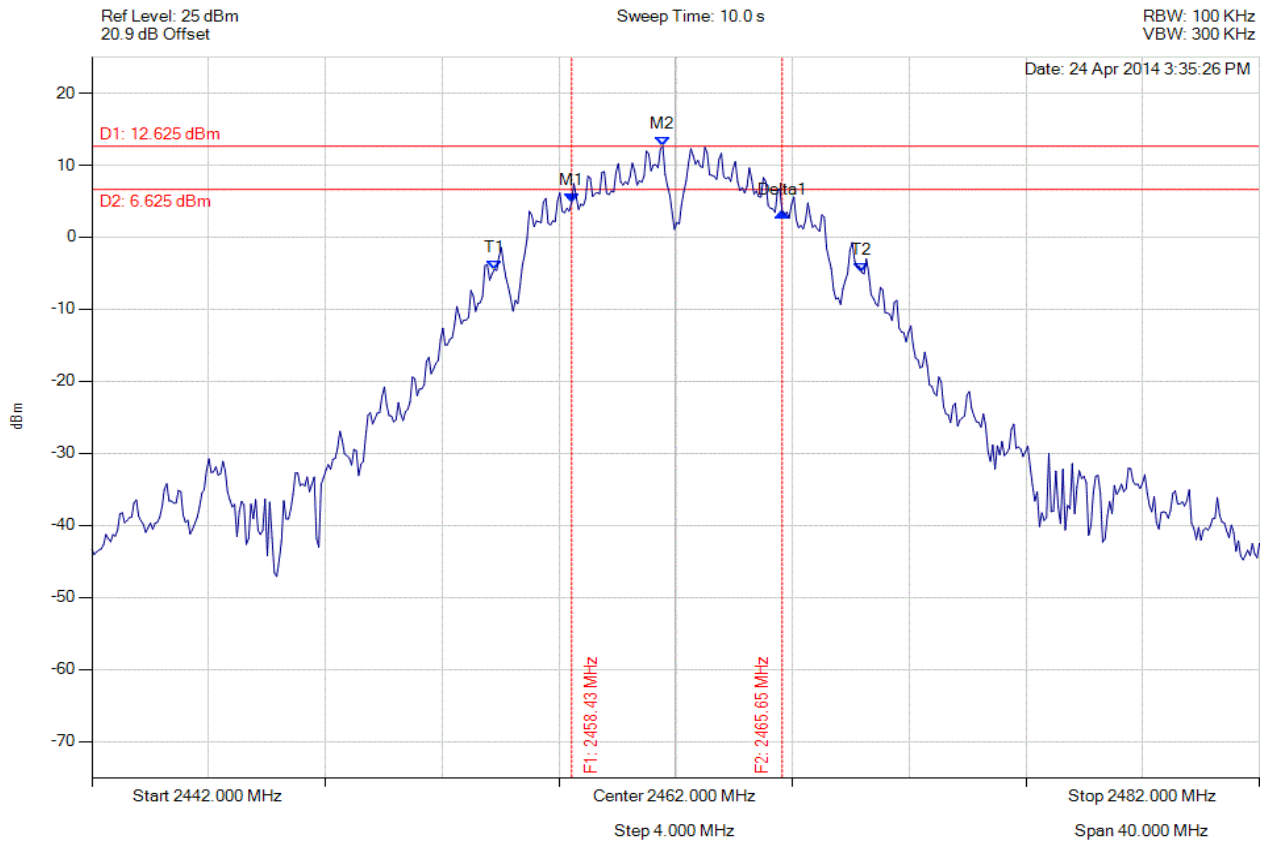


Title: Xirrus Inc. XI-AC1300, XI-AC867
To: FCC 47 CFR Part 15.247 & IC RSS-210
Serial #: XIRR04-U3 Rev A
Issue Date: 29th April 2014
Page: 402 of 572



6 dB & 99% BANDWIDTH

Variant: 802.11b, Channel: 2462.00 MHz, Chain a, Temp: Ambient, Voltage: 55 Vdc



Analyser Setup	Marker : Frequency : Amplitude	Test Results
Detector = MAX PEAK Sweep Count = 0 RF Atten (dB) = 20 Trace Mode = VIEW	M1 : 2458.433 MHz : 4.862 dBm M2 : 2461.559 MHz : 12.625 dBm Delta1 : 7.214 MHz : -1.379 dB T1 : 2455.788 MHz : -4.473 dBm T2 : 2468.373 MHz : -4.904 dBm OBW : 12.585 MHz	Measured 6 dB Bandwidth: 7.214 MHz Limit: ≥ 500.0 kHz Margin: -6.71 MHz

[Back to the Matrix](#)

This test report may be reproduced in full only. The document may only be updated by MiCOM Labs personnel. Any changes will be noted in the Document History section of the report.

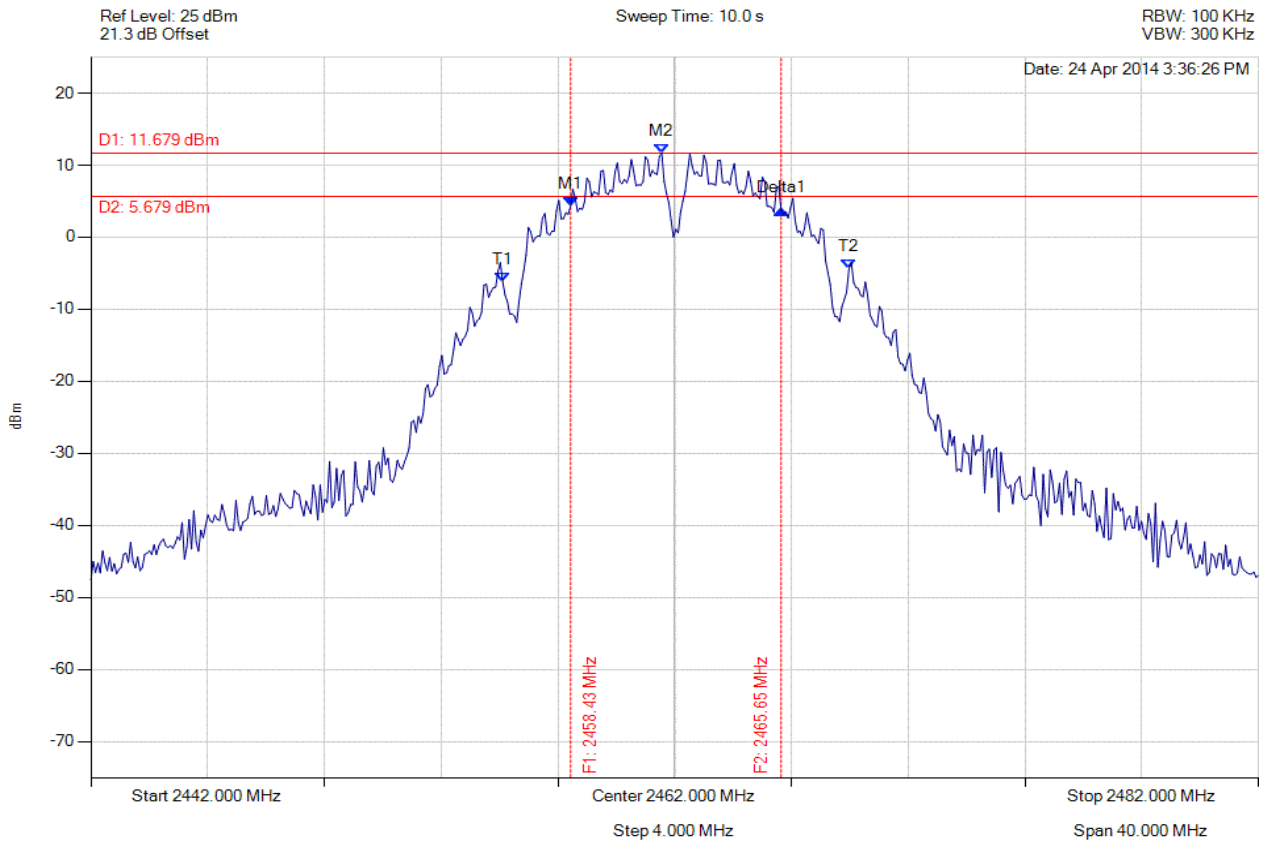


Title: Xirrus Inc. XI-AC1300, XI-AC867
To: FCC 47 CFR Part 15.247 & IC RSS-210
Serial #: XIRR04-U3 Rev A
Issue Date: 29th April 2014
Page: 403 of 572



6 dB & 99% BANDWIDTH

Variant: 802.11b, Channel: 2462.00 MHz, Chain b, Temp: Ambient, Voltage: 55 Vdc



Analyser Setup	Marker : Frequency : Amplitude	Test Results
Detector = MAX PEAK Sweep Count = 0 RF Atten (dB) = 20 Trace Mode = VIEW	M1 : 2458.433 MHz : 4.337 dBm M2 : 2461.559 MHz : 11.679 dBm Delta1 : 7.214 MHz : -0.612 dB T1 : 2456.108 MHz : -6.159 dBm T2 : 2467.972 MHz : -4.382 dBm OBW : 11.864 MHz	Measured 6 dB Bandwidth: 7.214 MHz Limit: ≥ 500.0 kHz Margin: -6.71 MHz

[Back to the Matrix](#)

This test report may be reproduced in full only. The document may only be updated by MiCOM Labs personnel. Any changes will be noted in the Document History section of the report.

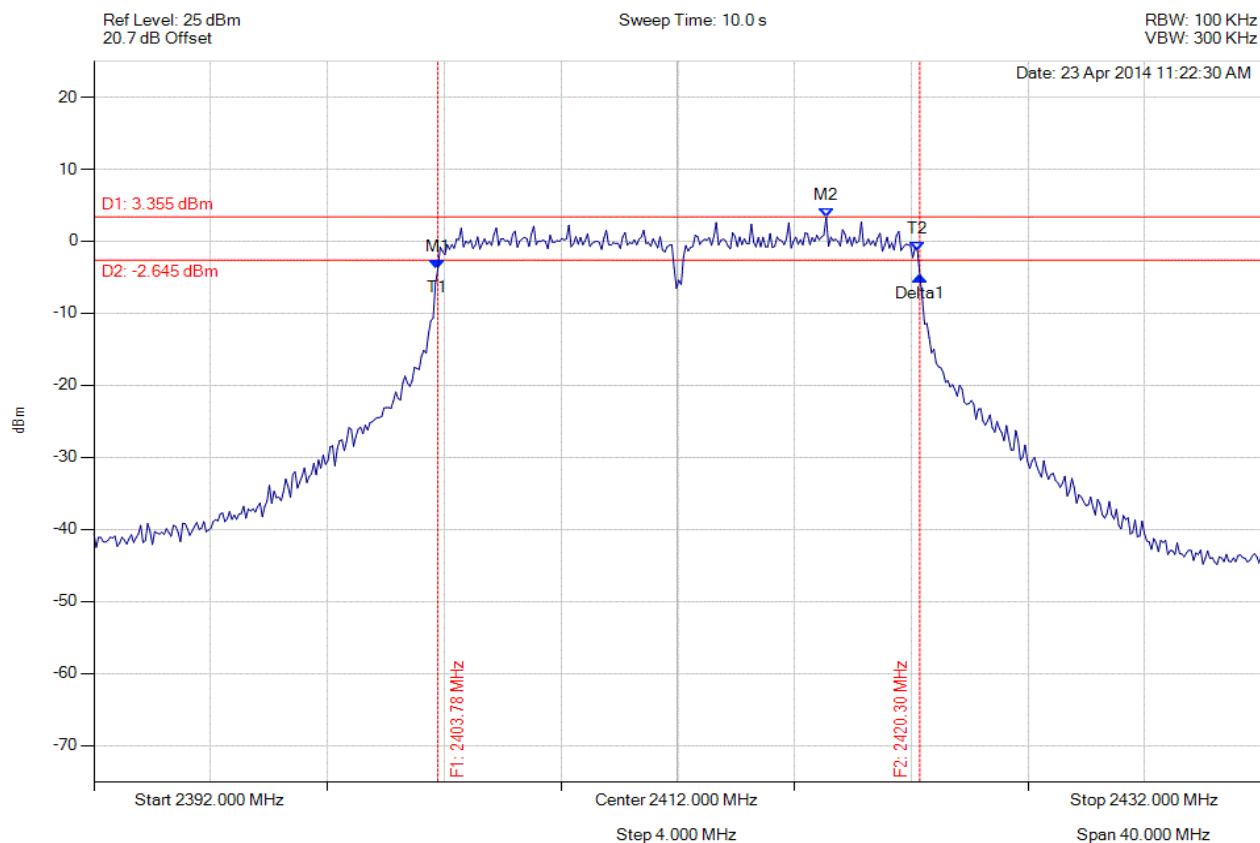


Title: Xirrus Inc. XI-AC1300, XI-AC867
To: FCC 47 CFR Part 15.247 & IC RSS-210
Serial #: XIRR04-U3 Rev A
Issue Date: 29th April 2014
Page: 404 of 572



6 dB & 99% BANDWIDTH

Variant: 802.11g, Channel: 2412.00 MHz, Chain a, Temp: Ambient, Voltage: 55 Vdc



Analyser Setup	Marker : Frequency : Amplitude	Test Results
Detector = MAX PEAK Sweep Count = 0 RF Atten (dB) = 20 Trace Mode = VIEW	M1 : 2403.784 MHz : -3.914 dBm M2 : 2417.090 MHz : 3.355 dBm Delta1 : 16.513 MHz : -0.925 dB T1 : 2403.784 MHz : -3.914 dBm T2 : 2420.216 MHz : -1.359 dBm OBW : 16.433 MHz	Measured 6 dB Bandwidth: 16.513 MHz Limit: ≥ 500.0 kHz Margin: -16.01 MHz

[Back to the Matrix](#)

This test report may be reproduced in full only. The document may only be updated by MiCOM Labs personnel. Any changes will be noted in the Document History section of the report.

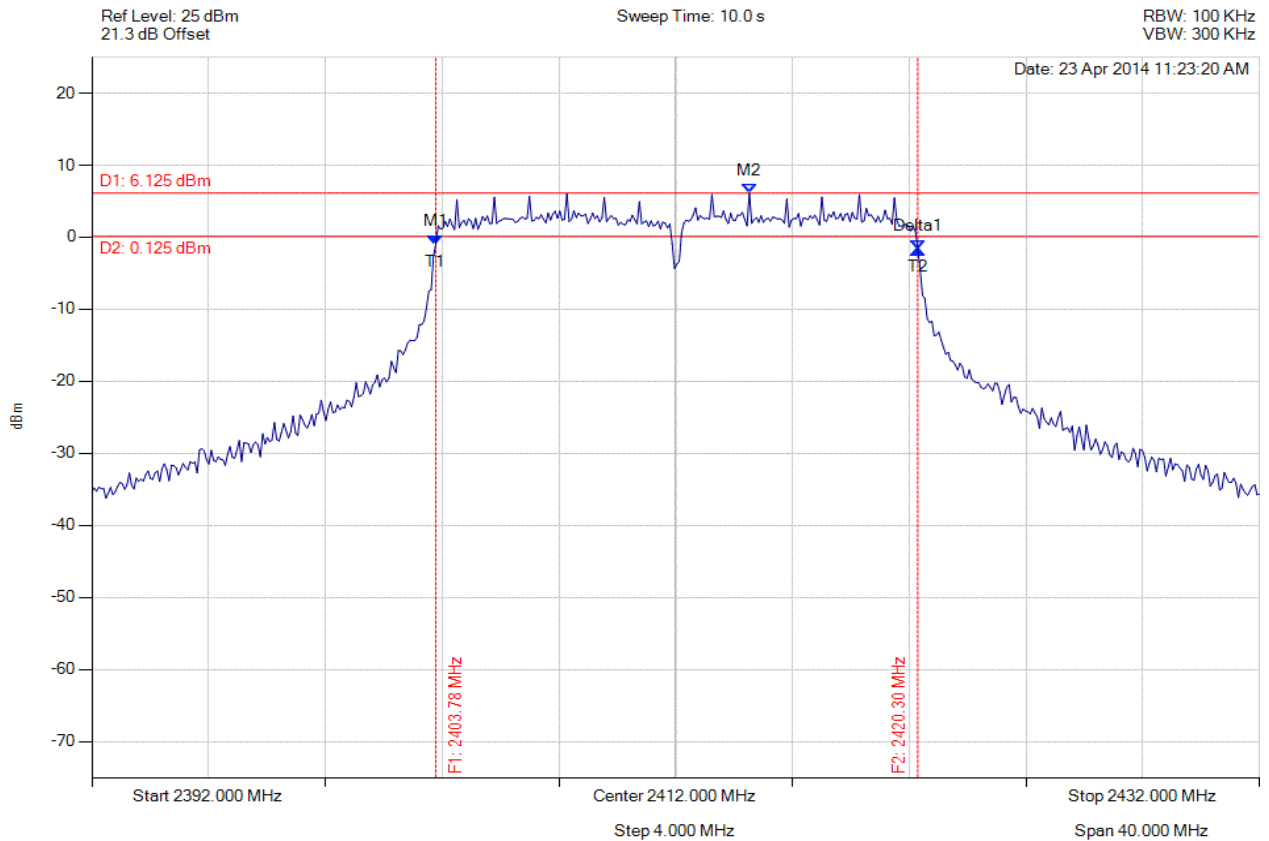


Title: Xirrus Inc. XI-AC1300, XI-AC867
To: FCC 47 CFR Part 15.247 & IC RSS-210
Serial #: XIRR04-U3 Rev A
Issue Date: 29th April 2014
Page: 405 of 572



6 dB & 99% BANDWIDTH

Variant: 802.11g, Channel: 2412.00 MHz, Chain b, Temp: Ambient, Voltage: 55 Vdc



Analyser Setup	Marker : Frequency : Amplitude	Test Results
Detector = MAX PEAK Sweep Count = 0 RF Atten (dB) = 20 Trace Mode = VIEW	M1 : 2403.784 MHz : -0.955 dBm M2 : 2414.525 MHz : 6.125 dBm Delta1 : 16.513 MHz : -0.669 dB T1 : 2403.784 MHz : -0.955 dBm T2 : 2420.297 MHz : -1.624 dBm OBW : 16.513 MHz	Measured 6 dB Bandwidth: 16.513 MHz Limit: ≥ 500.0 kHz Margin: -16.01 MHz

[Back to the Matrix](#)

This test report may be reproduced in full only. The document may only be updated by MiCOM Labs personnel. Any changes will be noted in the Document History section of the report.

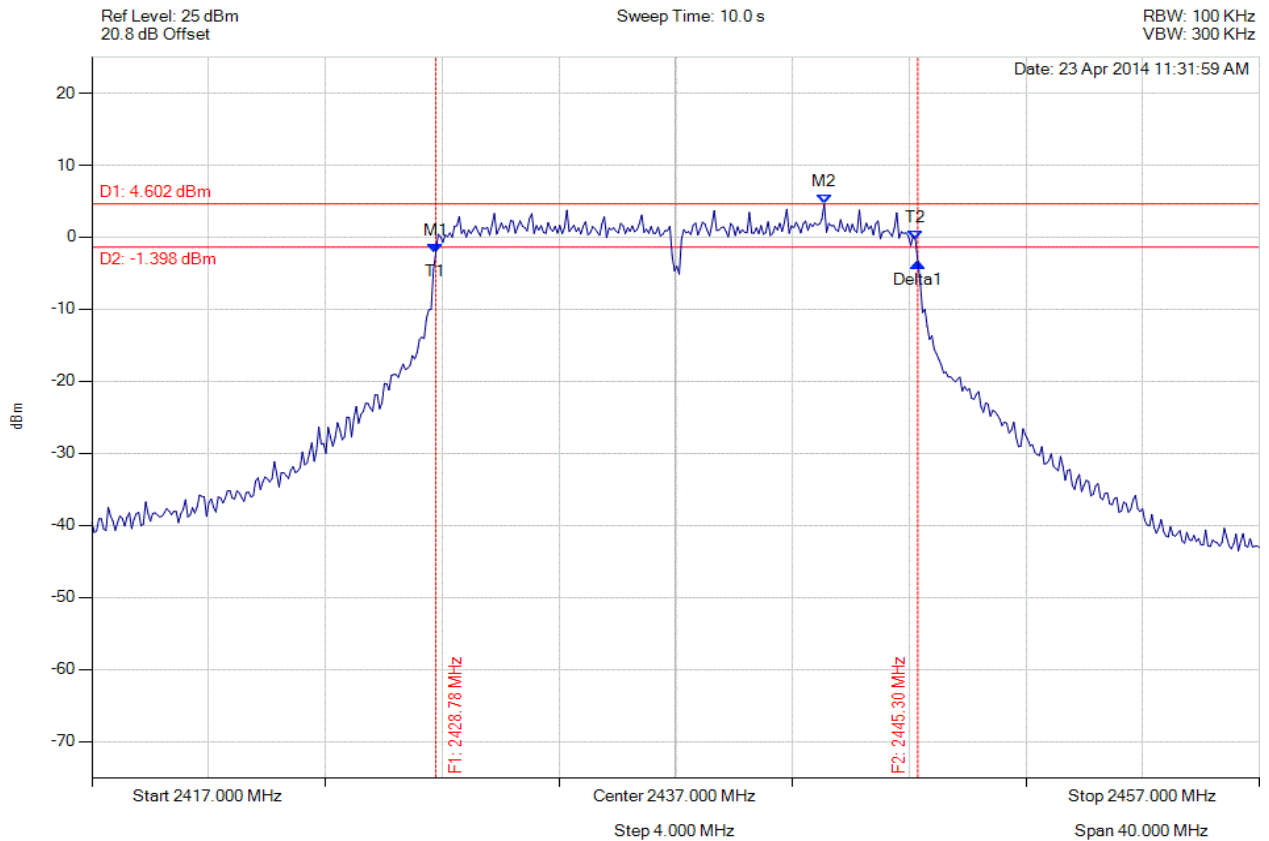


Title: Xirrus Inc. XI-AC1300, XI-AC867
To: FCC 47 CFR Part 15.247 & IC RSS-210
Serial #: XIRR04-U3 Rev A
Issue Date: 29th April 2014
Page: 406 of 572



6 dB & 99% BANDWIDTH

Variant: 802.11g, Channel: 2437.00 MHz, Chain a, Temp: Ambient, Voltage: 55 Vdc



Analyser Setup	Marker : Frequency : Amplitude	Test Results
Detector = MAX PEAK Sweep Count = 0 RF Atten (dB) = 20 Trace Mode = VIEW	M1 : 2428.784 MHz : -2.189 dBm M2 : 2442.090 MHz : 4.602 dBm Delta1 : 16.513 MHz : -1.267 dB T1 : 2428.784 MHz : -2.189 dBm T2 : 2445.216 MHz : -0.410 dBm OBW : 16.433 MHz	Measured 6 dB Bandwidth: 16.513 MHz Limit: ≥ 500.0 kHz Margin: -16.01 MHz

[Back to the Matrix](#)

This test report may be reproduced in full only. The document may only be updated by MiCOM Labs personnel. Any changes will be noted in the Document History section of the report.

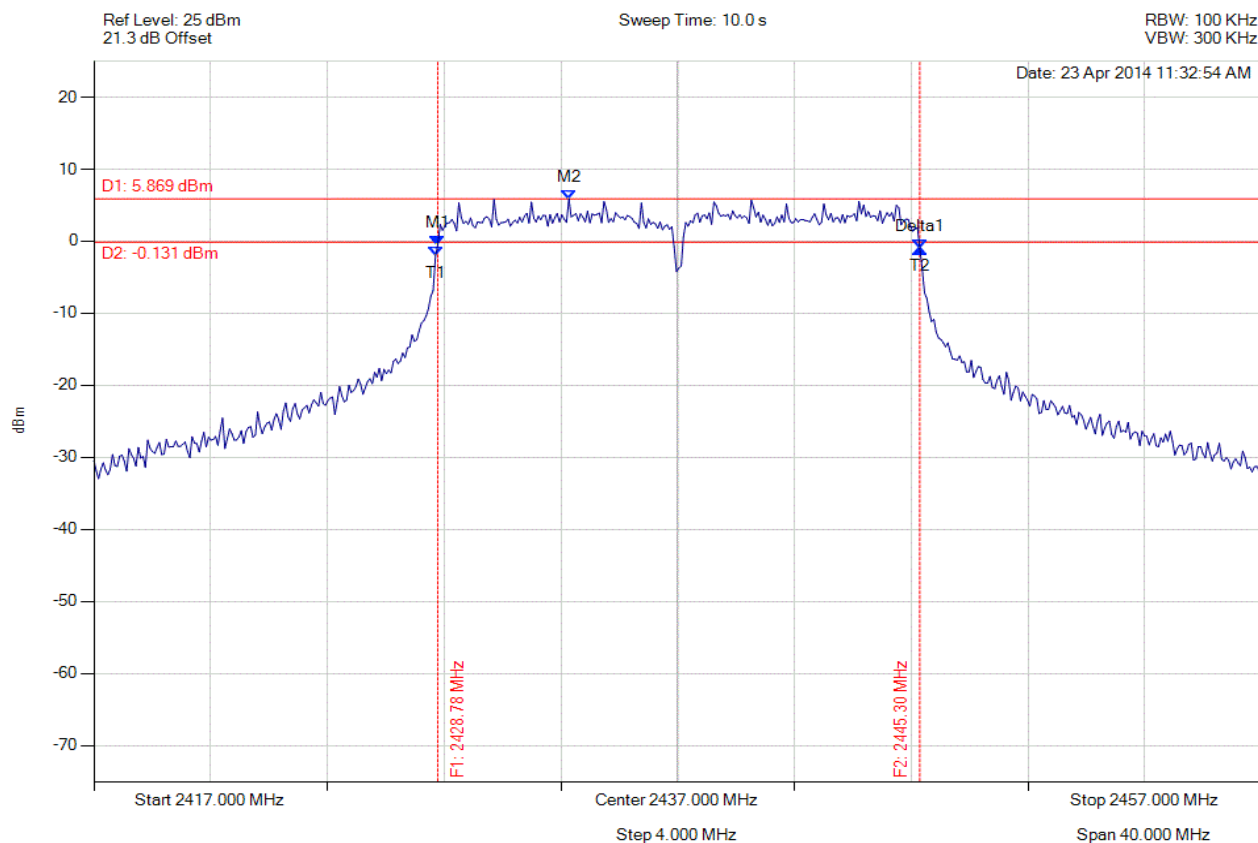


Title: Xirrus Inc. XI-AC1300, XI-AC867
To: FCC 47 CFR Part 15.247 & IC RSS-210
Serial #: XIRR04-U3 Rev A
Issue Date: 29th April 2014
Page: 407 of 572



6 dB & 99% BANDWIDTH

Variant: 802.11g, Channel: 2437.00 MHz, Chain b, Temp: Ambient, Voltage: 55 Vdc



Analyser Setup	Marker : Frequency : Amplitude	Test Results
Detector = MAX PEAK Sweep Count = 0 RF Atten (dB) = 20 Trace Mode = VIEW	M1 : 2428.784 MHz : -0.501 dBm M2 : 2433.273 MHz : 5.869 dBm Delta1 : 16.513 MHz : -0.484 dB T1 : 2428.703 MHz : -2.002 dBm T2 : 2445.297 MHz : -0.985 dBm OBW : 16.593 MHz	Measured 6 dB Bandwidth: 16.513 MHz Limit: ≥ 500.0 kHz Margin: -16.01 MHz

[Back to the Matrix](#)

This test report may be reproduced in full only. The document may only be updated by MiCOM Labs personnel. Any changes will be noted in the Document History section of the report.

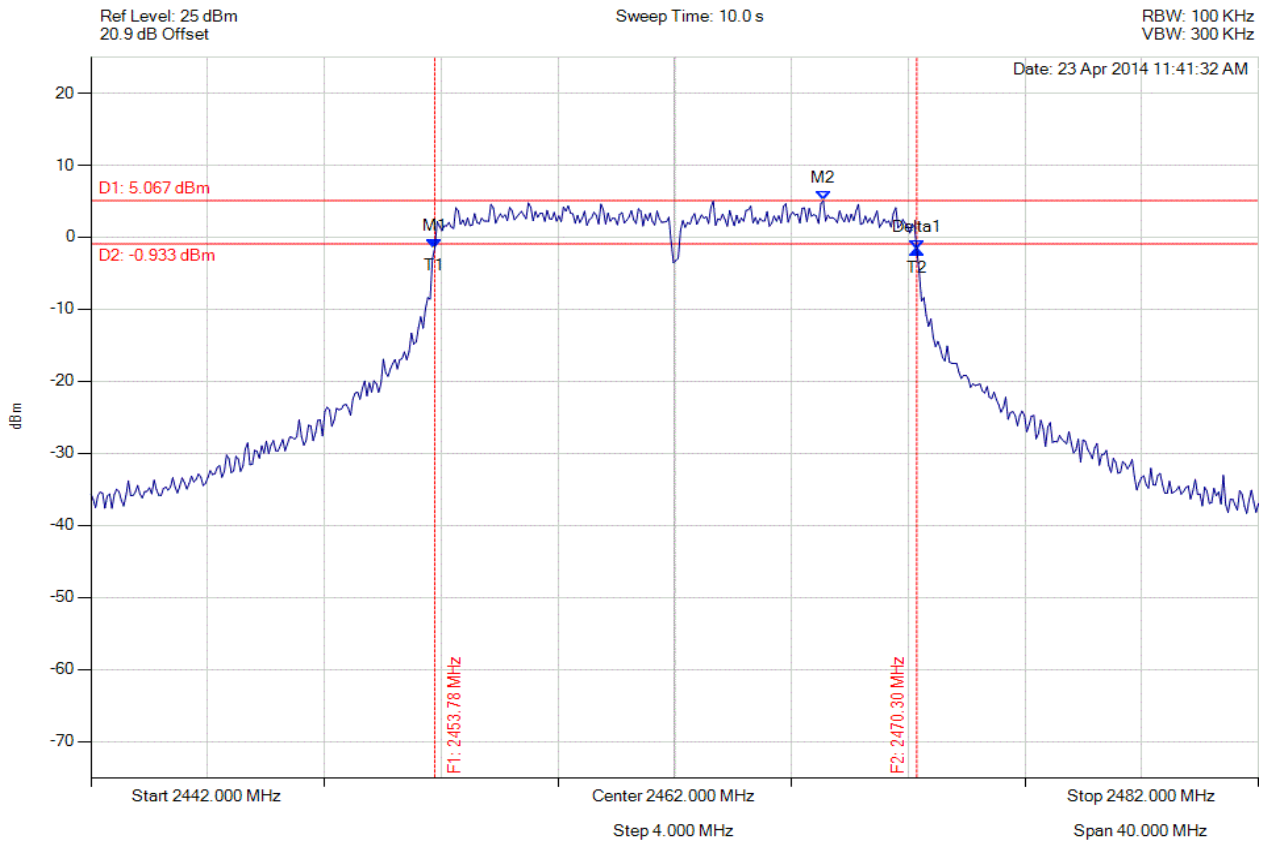


Title: Xirrus Inc. XI-AC1300, XI-AC867
To: FCC 47 CFR Part 15.247 & IC RSS-210
Serial #: XIRR04-U3 Rev A
Issue Date: 29th April 2014
Page: 408 of 572



6 dB & 99% BANDWIDTH

Variant: 802.11g, Channel: 2462.00 MHz, Chain a, Temp: Ambient, Voltage: 55 Vdc



Analyser Setup	Marker : Frequency : Amplitude	Test Results
Detector = MAX PEAK Sweep Count = 0 RF Atten (dB) = 20 Trace Mode = VIEW	M1 : 2453.784 MHz : -1.492 dBm M2 : 2467.090 MHz : 5.067 dBm Delta1 : 16.513 MHz : -0.242 dB T1 : 2453.784 MHz : -1.492 dBm T2 : 2470.297 MHz : -1.734 dBm OBW : 16.513 MHz	Measured 6 dB Bandwidth: 16.513 MHz Limit: ≥ 500.0 kHz Margin: -16.01 MHz

[Back to the Matrix](#)

This test report may be reproduced in full only. The document may only be updated by MiCOM Labs personnel. Any changes will be noted in the Document History section of the report.

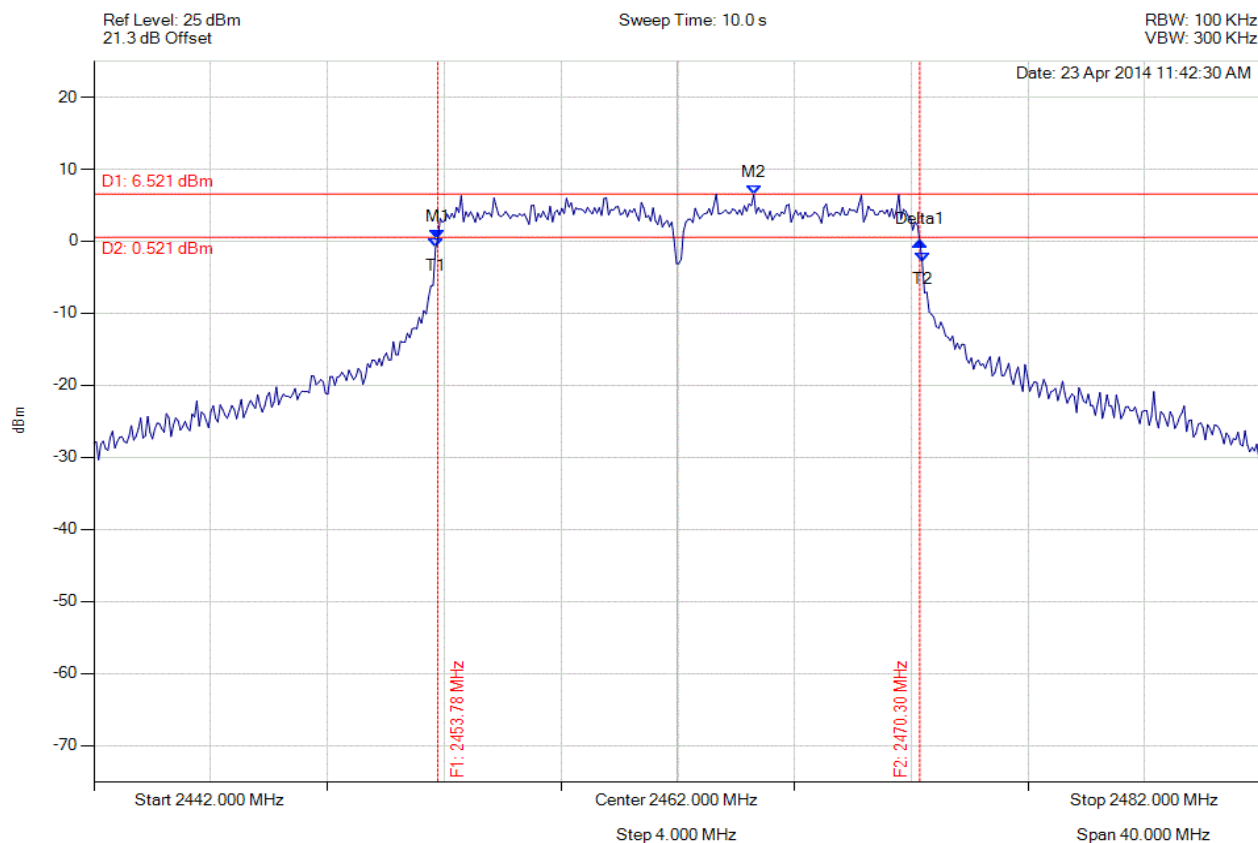


Title: Xirrus Inc. XI-AC1300, XI-AC867
To: FCC 47 CFR Part 15.247 & IC RSS-210
Serial #: XIRR04-U3 Rev A
Issue Date: 29th April 2014
Page: 409 of 572



6 dB & 99% BANDWIDTH

Variant: 802.11g, Channel: 2462.00 MHz, Chain b, Temp: Ambient, Voltage: 55 Vdc



Analyser Setup	Marker : Frequency : Amplitude	Test Results
Detector = MAX PEAK Sweep Count = 0 RF Atten (dB) = 20 Trace Mode = VIEW	M1 : 2453.784 MHz : 0.329 dBm M2 : 2464.605 MHz : 6.521 dBm Delta1 : 16.513 MHz : -0.372 dB T1 : 2453.703 MHz : -0.926 dBm T2 : 2470.377 MHz : -2.807 dBm OBW : 16.673 MHz	Measured 6 dB Bandwidth: 16.513 MHz Limit: ≥ 500.0 kHz Margin: -16.01 MHz

[Back to the Matrix](#)

This test report may be reproduced in full only. The document may only be updated by MiCOM Labs personnel. Any changes will be noted in the Document History section of the report.

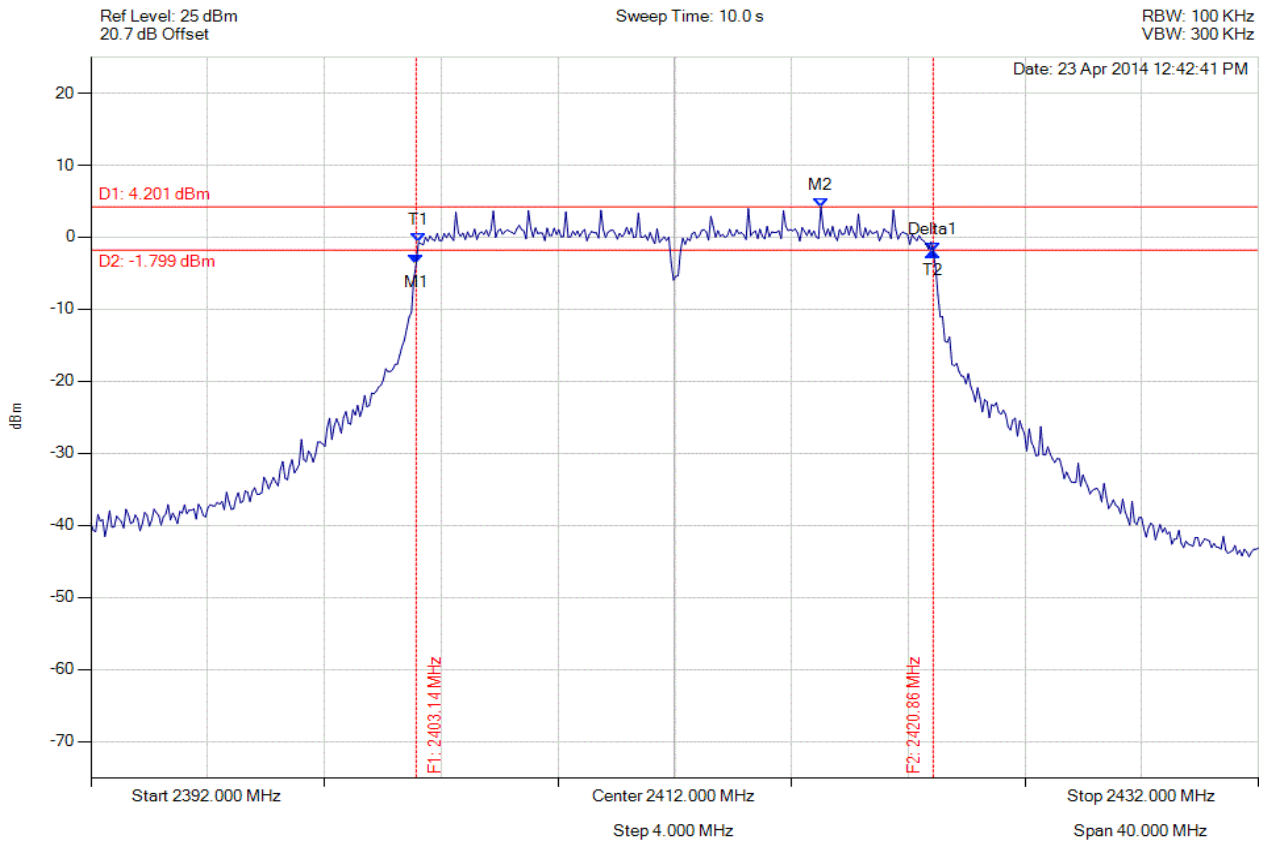


Title: Xirrus Inc. XI-AC1300, XI-AC867
To: FCC 47 CFR Part 15.247 & IC RSS-210
Serial #: XIRR04-U3 Rev A
Issue Date: 29th April 2014
Page: 410 of 572



6 dB & 99% BANDWIDTH

Variant: 802.11n HT-20, Channel: 2412.00 MHz, Chain a, Temp: Ambient, Voltage: 55 Vdc



Analyser Setup	Marker : Frequency : Amplitude	Test Results
Detector = MAX PEAK Sweep Count = 0 RF Atten (dB) = 20 Trace Mode = VIEW	M1 : 2403.142 MHz : -3.692 dBm M2 : 2417.010 MHz : 4.201 dBm Delta1 : 17.715 MHz : 1.658 dB T1 : 2403.222 MHz : -0.717 dBm T2 : 2420.858 MHz : -2.035 dBm OBW : 17.635 MHz	Measured 6 dB Bandwidth: 17.715 MHz Limit: ≥ 500.0 kHz Margin: -17.22 MHz

[Back to the Matrix](#)

This test report may be reproduced in full only. The document may only be updated by MiCOM Labs personnel. Any changes will be noted in the Document History section of the report.

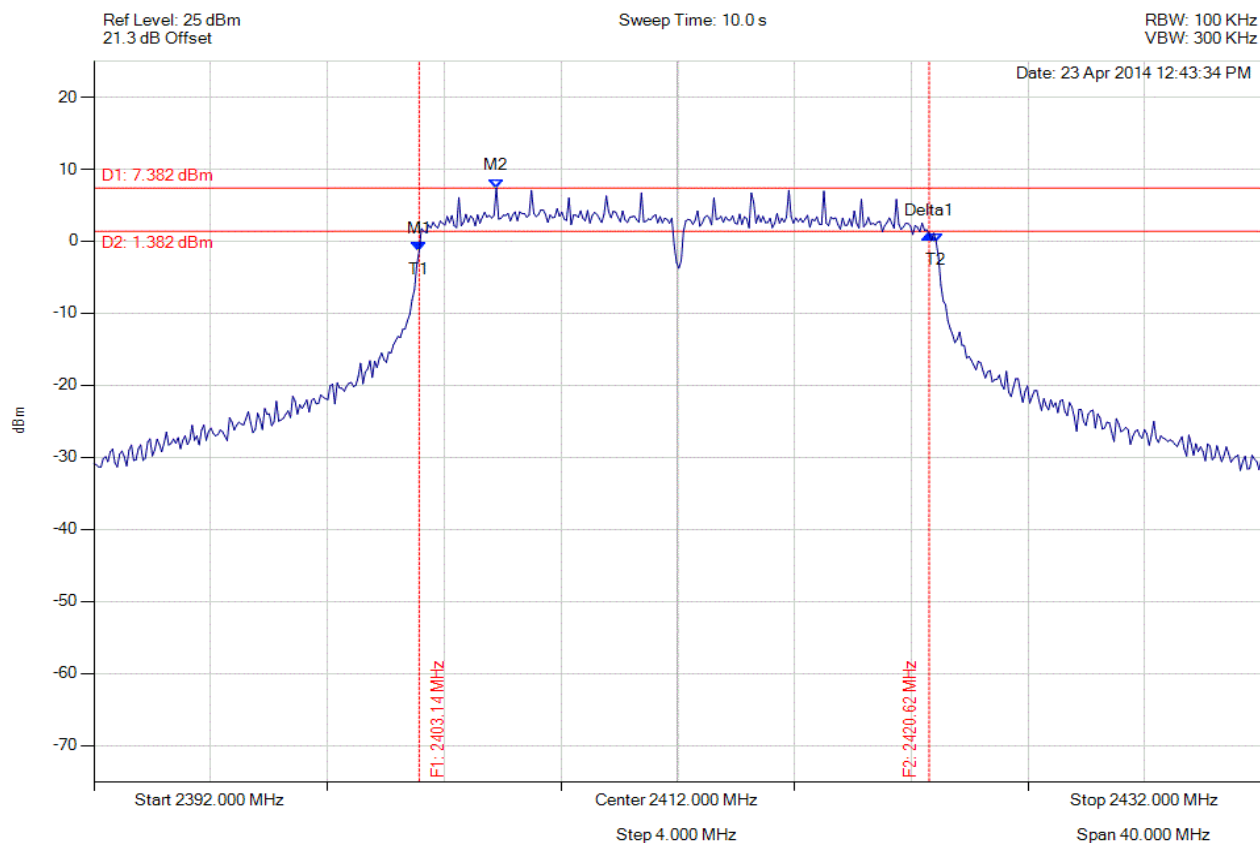


Title: Xirrus Inc. XI-AC1300, XI-AC867
To: FCC 47 CFR Part 15.247 & IC RSS-210
Serial #: XIRR04-U3 Rev A
Issue Date: 29th April 2014
Page: 411 of 572



6 dB & 99% BANDWIDTH

Variant: 802.11n HT-20, Channel: 2412.00 MHz, Chain b, Temp: Ambient, Voltage: 55 Vdc



Analyser Setup	Marker : Frequency : Amplitude	Test Results
Detector = MAX PEAK Sweep Count = 0 RF Atten (dB) = 20 Trace Mode = VIEW	M1 : 2403.142 MHz : -1.412 dBm M2 : 2405.788 MHz : 7.382 dBm Delta1 : 17.475 MHz : 2.459 dB T1 : 2403.142 MHz : -1.412 dBm T2 : 2420.858 MHz : -0.166 dBm OBW : 17.715 MHz	Measured 6 dB Bandwidth: 17.475 MHz Limit: ≥ 500.0 kHz Margin: -16.98 MHz

[Back to the Matrix](#)

This test report may be reproduced in full only. The document may only be updated by MiCOM Labs personnel. Any changes will be noted in the Document History section of the report.

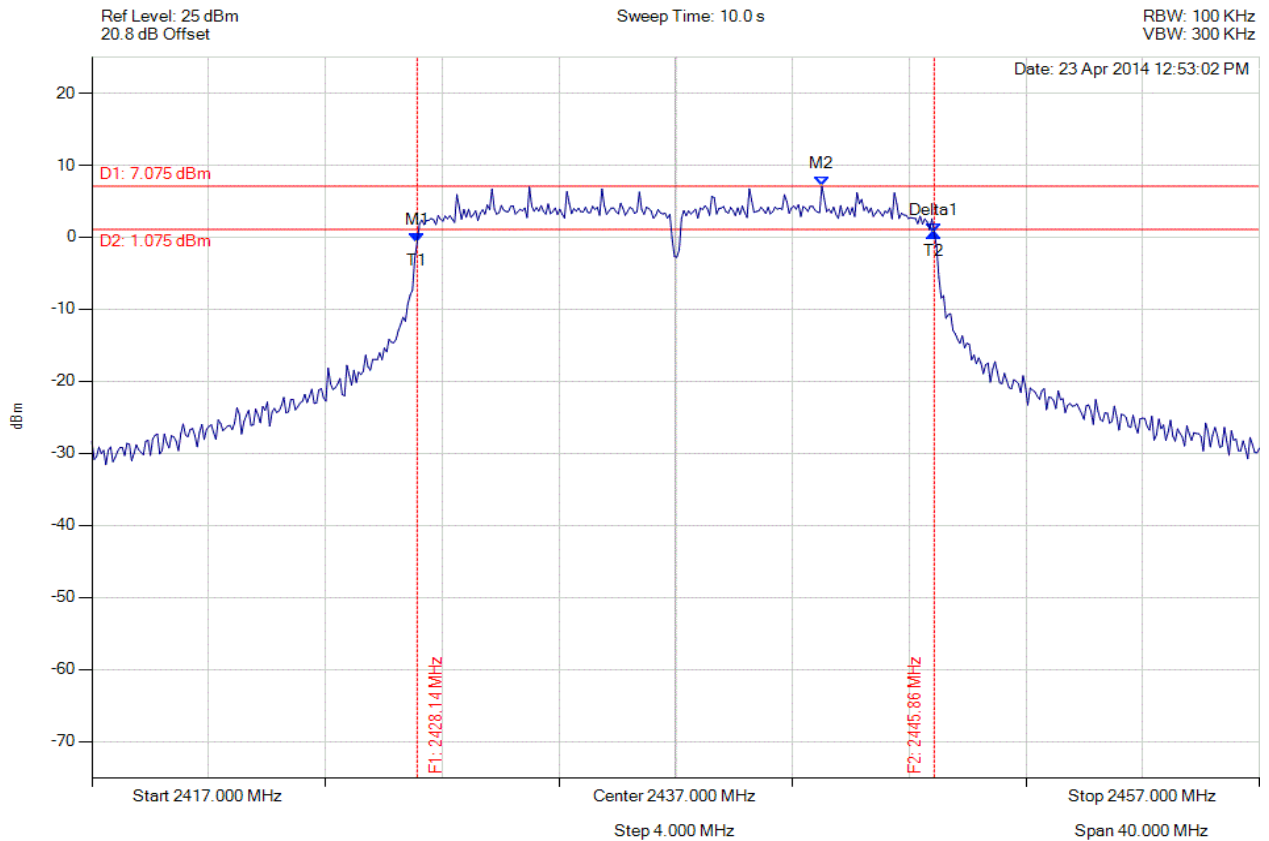


Title: Xirrus Inc. XI-AC1300, XI-AC867
To: FCC 47 CFR Part 15.247 & IC RSS-210
Serial #: XIRR04-U3 Rev A
Issue Date: 29th April 2014
Page: 412 of 572



6 dB & 99% BANDWIDTH

Variant: 802.11n HT-20, Channel: 2437.00 MHz, Chain a, Temp: Ambient, Voltage: 55 Vdc



Analyser Setup	Marker : Frequency : Amplitude	Test Results
Detector = MAX PEAK Sweep Count = 0 RF Atten (dB) = 20 Trace Mode = VIEW	M1 : 2428.142 MHz : -0.719 dBm M2 : 2442.010 MHz : 7.075 dBm Delta1 : 17.715 MHz : 1.377 dB T1 : 2428.142 MHz : -0.719 dBm T2 : 2445.858 MHz : 0.658 dBm OBW : 17.715 MHz	Measured 6 dB Bandwidth: 17.715 MHz Limit: ≥ 500.0 kHz Margin: -17.22 MHz

[Back to the Matrix](#)

This test report may be reproduced in full only. The document may only be updated by MiCOM Labs personnel. Any changes will be noted in the Document History section of the report.

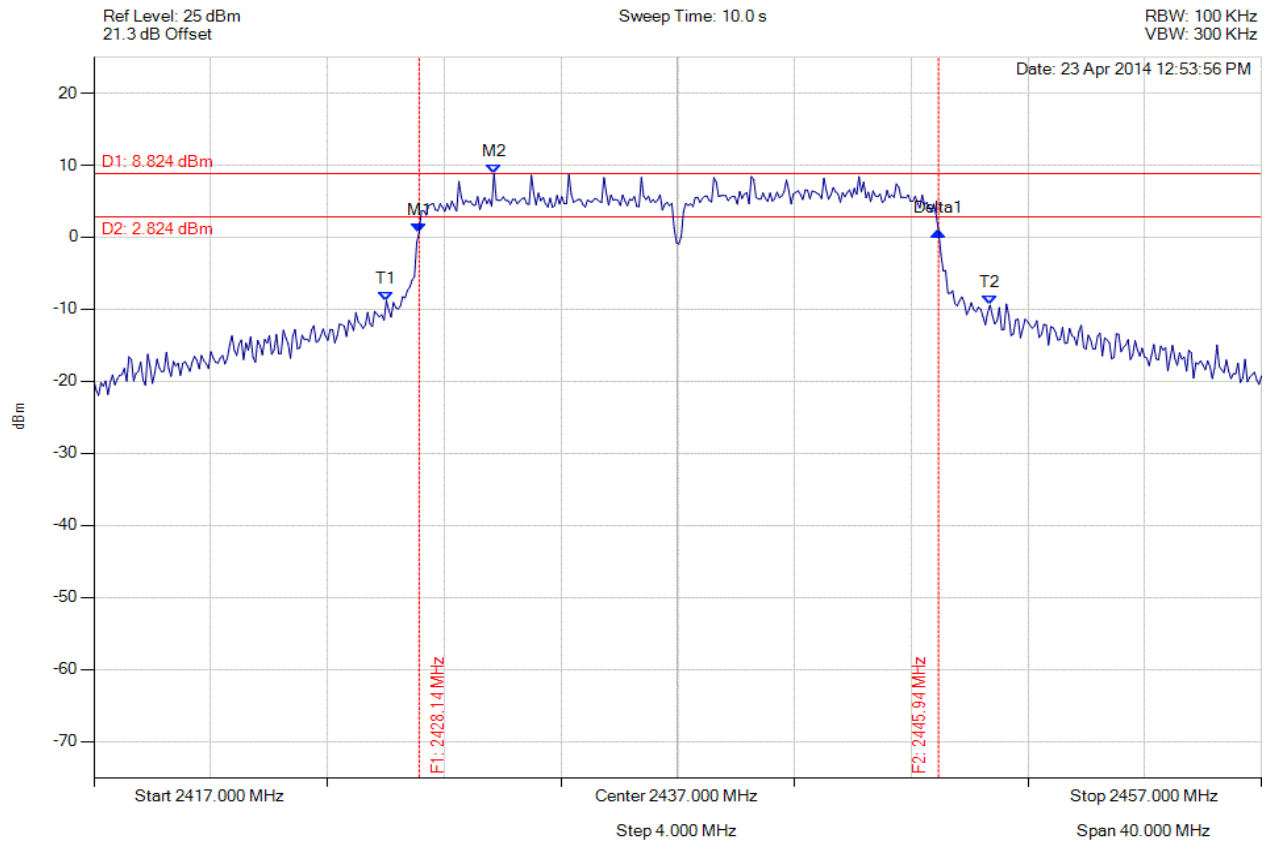


Title: Xirrus Inc. XI-AC1300, XI-AC867
To: FCC 47 CFR Part 15.247 & IC RSS-210
Serial #: XIRR04-U3 Rev A
Issue Date: 29th April 2014
Page: 413 of 572



6 dB & 99% BANDWIDTH

Variant: 802.11n HT-20, Channel: 2437.00 MHz, Chain b, Temp: Ambient, Voltage: 55 Vdc



Analyser Setup	Marker : Frequency : Amplitude	Test Results
Detector = MAX PEAK Sweep Count = 0 RF Atten (dB) = 20 Trace Mode = VIEW	M1 : 2428.142 MHz : 0.705 dBm M2 : 2430.707 MHz : 8.824 dBm Delta1 : 17.796 MHz : 0.175 dB T1 : 2427.020 MHz : -8.831 dBm T2 : 2447.701 MHz : -9.427 dBm OBW : 20.681 MHz	Measured 6 dB Bandwidth: 17.796 MHz Limit: ≥ 500.0 kHz Margin: -17.30 MHz

[Back to the Matrix](#)

This test report may be reproduced in full only. The document may only be updated by MiCOM Labs personnel. Any changes will be noted in the Document History section of the report.

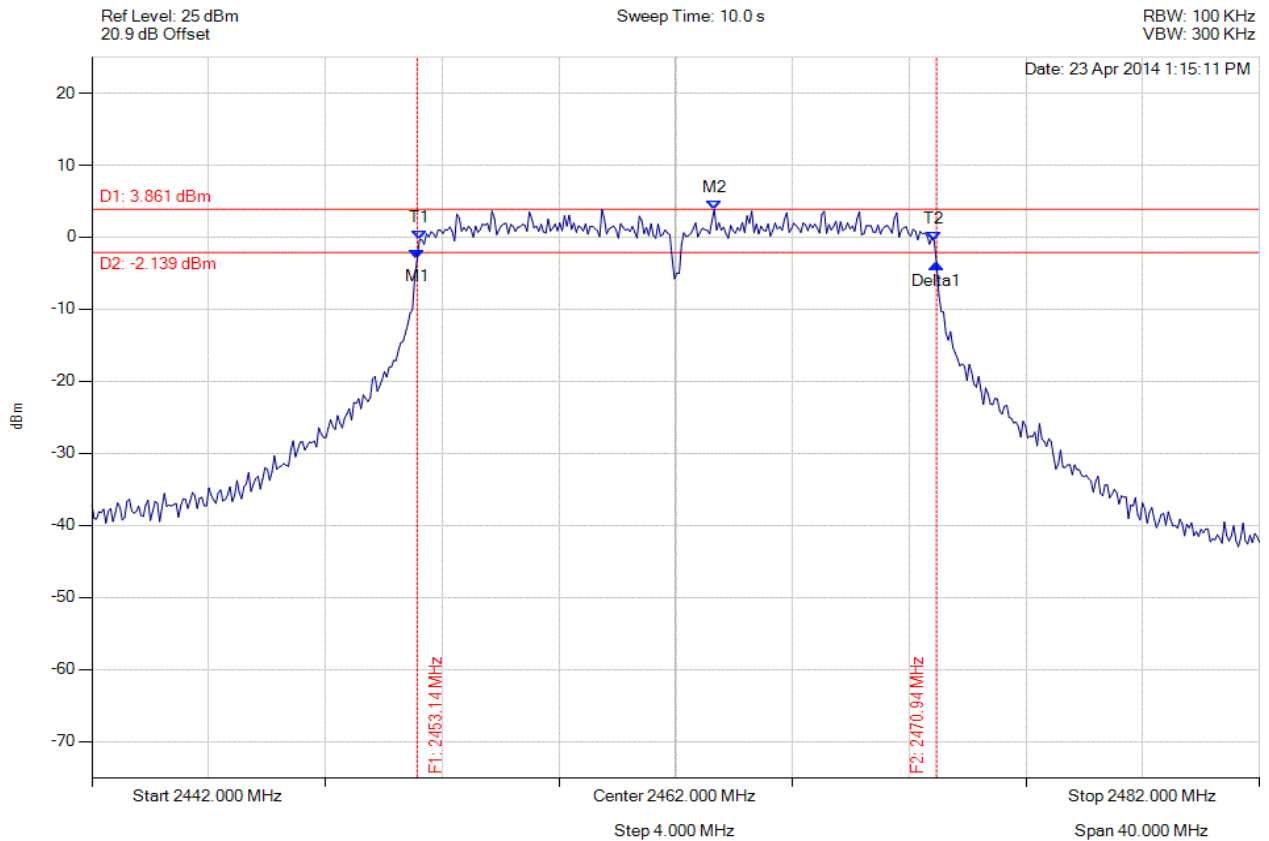


Title: Xirrus Inc. XI-AC1300, XI-AC867
To: FCC 47 CFR Part 15.247 & IC RSS-210
Serial #: XIRR04-U3 Rev A
Issue Date: 29th April 2014
Page: 414 of 572



6 dB & 99% BANDWIDTH

Variant: 802.11n HT-20, Channel: 2462.00 MHz, Chain a, Temp: Ambient, Voltage: 55 Vdc



Analyser Setup	Marker : Frequency : Amplitude	Test Results
Detector = MAX PEAK Sweep Count = 0 RF Atten (dB) = 20 Trace Mode = VIEW	M1 : 2453.142 MHz : -2.982 dBm M2 : 2463.323 MHz : 3.861 dBm Delta1 : 17.796 MHz : -0.632 dB T1 : 2453.222 MHz : -0.397 dBm T2 : 2470.858 MHz : -0.562 dBm OBW : 17.635 MHz	Measured 6 dB Bandwidth: 17.796 MHz Limit: ≥ 500.0 kHz Margin: -17.30 MHz

[Back to the Matrix](#)

This test report may be reproduced in full only. The document may only be updated by MiCOM Labs personnel. Any changes will be noted in the Document History section of the report.

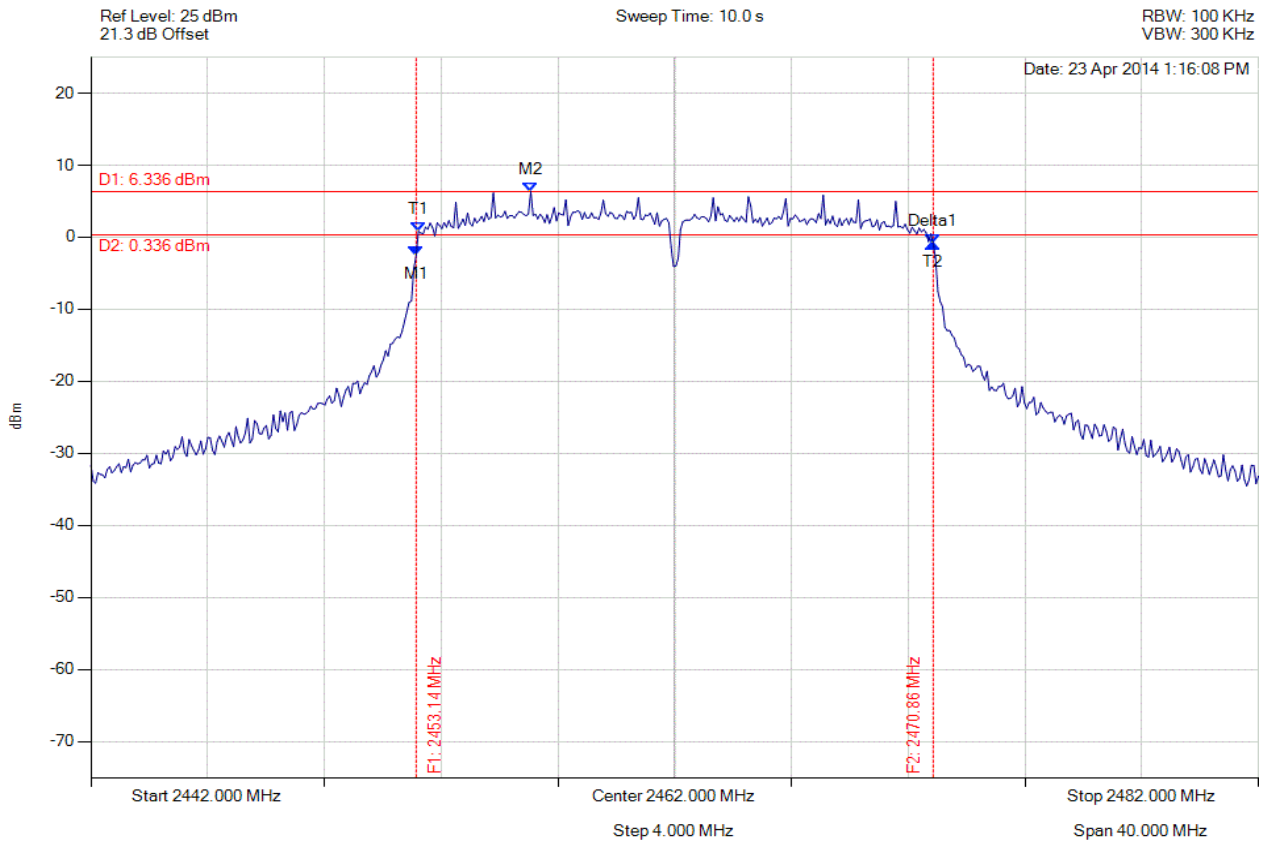


Title: Xirrus Inc. XI-AC1300, XI-AC867
To: FCC 47 CFR Part 15.247 & IC RSS-210
Serial #: XIRR04-U3 Rev A
Issue Date: 29th April 2014
Page: 415 of 572



6 dB & 99% BANDWIDTH

Variant: 802.11n HT-20, Channel: 2462.00 MHz, Chain b, Temp: Ambient, Voltage: 55 Vdc



Analyser Setup	Marker : Frequency : Amplitude	Test Results
Detector = MAX PEAK Sweep Count = 0 RF Atten (dB) = 20 Trace Mode = VIEW	M1 : 2453.142 MHz : -2.533 dBm M2 : 2457.070 MHz : 6.336 dBm Delta1 : 17.715 MHz : 1.682 dB T1 : 2453.222 MHz : 0.833 dBm T2 : 2470.858 MHz : -0.851 dBm OBW : 17.635 MHz	Measured 6 dB Bandwidth: 17.715 MHz Limit: ≥ 500.0 kHz Margin: -17.22 MHz

[Back to the Matrix](#)

This test report may be reproduced in full only. The document may only be updated by MiCOM Labs personnel. Any changes will be noted in the Document History section of the report.

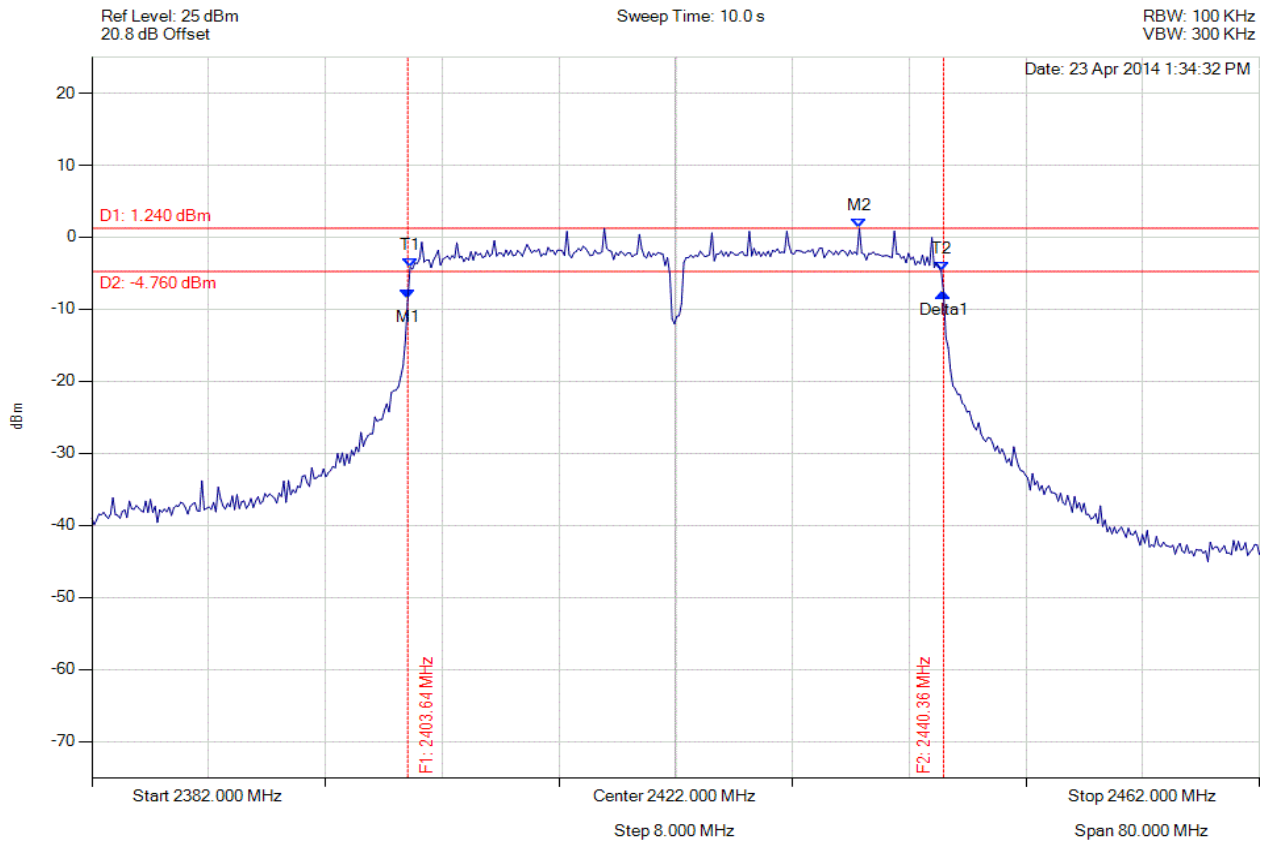


Title: Xirrus Inc. XI-AC1300, XI-AC867
To: FCC 47 CFR Part 15.247 & IC RSS-210
Serial #: XIRR04-U3 Rev A
Issue Date: 29th April 2014
Page: 416 of 572



6 dB & 99% BANDWIDTH

Variant: 802.11n HT-40, Channel: 2422.00 MHz, Chain a, Temp: Ambient, Voltage: 55 Vdc



Analyser Setup	Marker : Frequency : Amplitude	Test Results
Detector = MAX PEAK Sweep Count = 0 RF Atten (dB) = 20 Trace Mode = VIEW	M1 : 2403.643 MHz : -8.549 dBm M2 : 2434.585 MHz : 1.240 dBm Delta1 : 36.713 MHz : 0.872 dB T1 : 2403.804 MHz : -4.178 dBm T2 : 2440.196 MHz : -4.693 dBm OBW : 36.393 MHz	Measured 6 dB Bandwidth: 36.713 MHz Limit: ≥ 500.0 kHz Margin: -36.21 MHz

[Back to the Matrix](#)

This test report may be reproduced in full only. The document may only be updated by MiCOM Labs personnel. Any changes will be noted in the Document History section of the report.

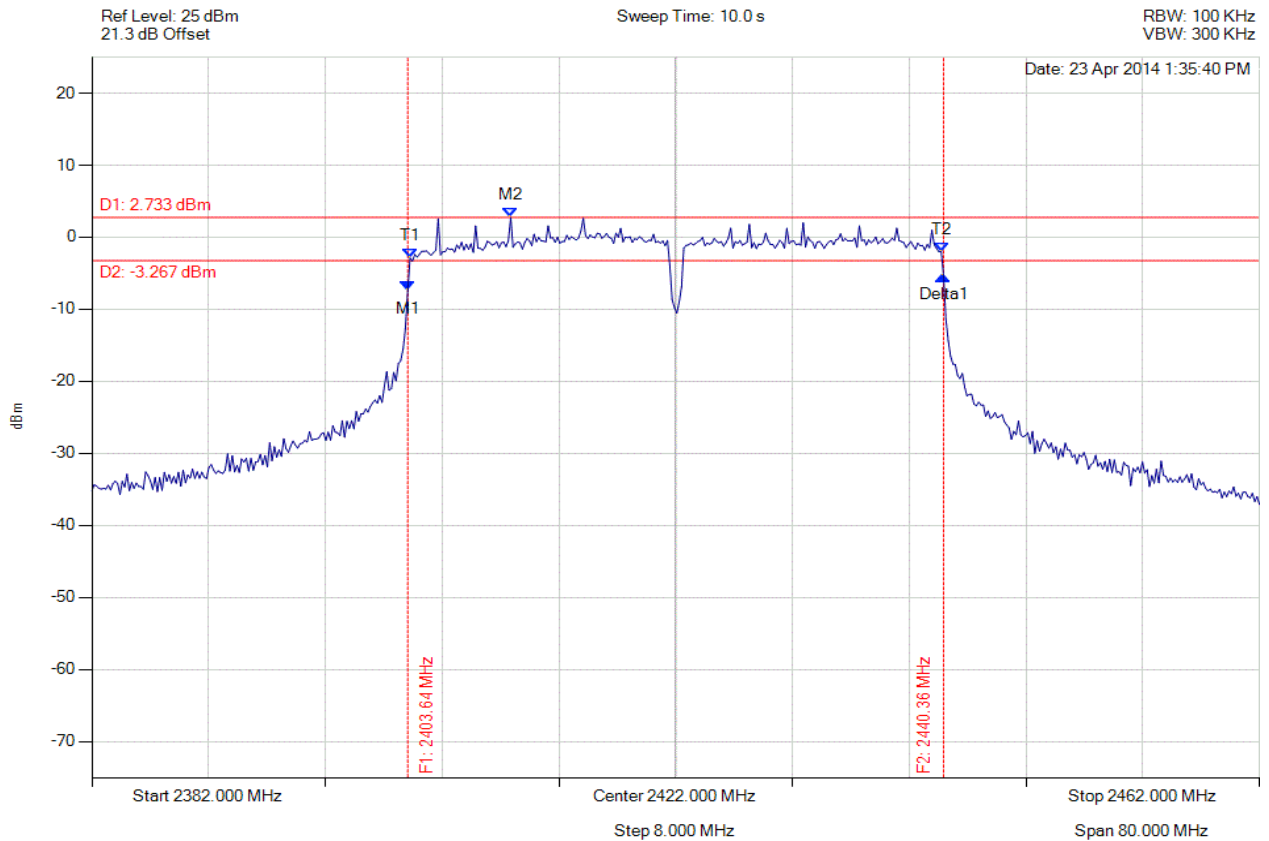


Title: Xirrus Inc. XI-AC1300, XI-AC867
To: FCC 47 CFR Part 15.247 & IC RSS-210
Serial #: XIRR04-U3 Rev A
Issue Date: 29th April 2014
Page: 417 of 572



6 dB & 99% BANDWIDTH

Variant: 802.11n HT-40, Channel: 2422.00 MHz, Chain b, Temp: Ambient, Voltage: 55 Vdc



Analyser Setup	Marker : Frequency : Amplitude	Test Results
Detector = MAX PEAK Sweep Count = 0 RF Atten (dB) = 20 Trace Mode = VIEW	M1 : 2403.643 MHz : -7.383 dBm M2 : 2410.697 MHz : 2.733 dBm Delta1 : 36.713 MHz : 1.999 dB T1 : 2403.804 MHz : -2.866 dBm T2 : 2440.196 MHz : -1.988 dBm OBW : 36.393 MHz	Measured 6 dB Bandwidth: 36.713 MHz Limit: ≥ 500.0 kHz Margin: -36.21 MHz

[Back to the Matrix](#)

This test report may be reproduced in full only. The document may only be updated by MiCOM Labs personnel. Any changes will be noted in the Document History section of the report.

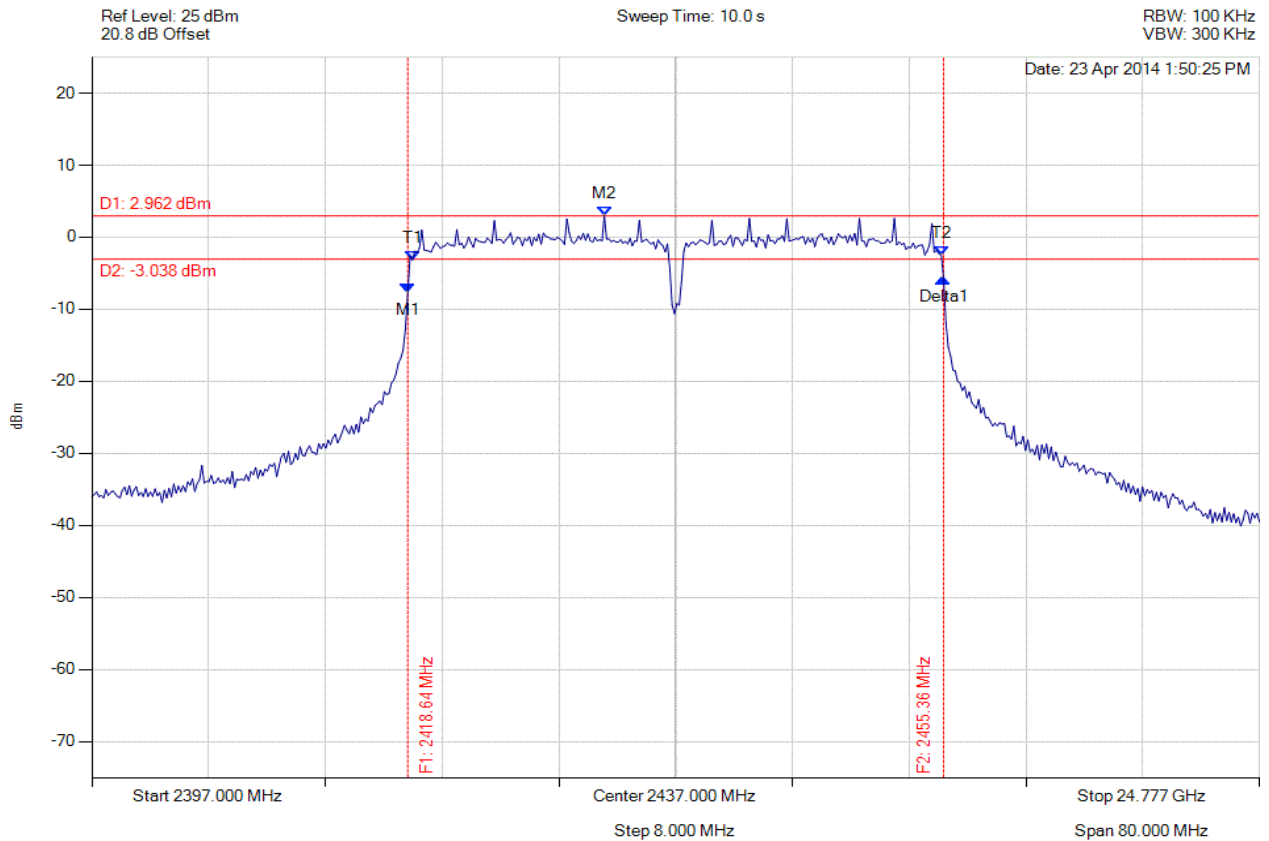


Title: Xirrus Inc. XI-AC1300, XI-AC867
To: FCC 47 CFR Part 15.247 & IC RSS-210
Serial #: XIRR04-U3 Rev A
Issue Date: 29th April 2014
Page: 418 of 572



6 dB & 99% BANDWIDTH

Variant: 802.11n HT-40, Channel: 2437.00 MHz, Chain a, Temp: Ambient, Voltage: 55 Vdc



Analyser Setup	Marker : Frequency : Amplitude	Test Results
Detector = MAX PEAK Sweep Count = 0 RF Atten (dB) = 20 Trace Mode = VIEW	M1 : 2418.643 MHz : -7.654 dBm M2 : 2432.110 MHz : 2.962 dBm Delta1 : 36.713 MHz : 1.963 dB T1 : 2418.964 MHz : -3.169 dBm T2 : 2455.196 MHz : -2.541 dBm OBW : 36.232 MHz	Measured 6 dB Bandwidth: 36.713 MHz Limit: ≥ 500.0 kHz Margin: -36.21 MHz

[Back to the Matrix](#)

This test report may be reproduced in full only. The document may only be updated by MiCOM Labs personnel. Any changes will be noted in the Document History section of the report.

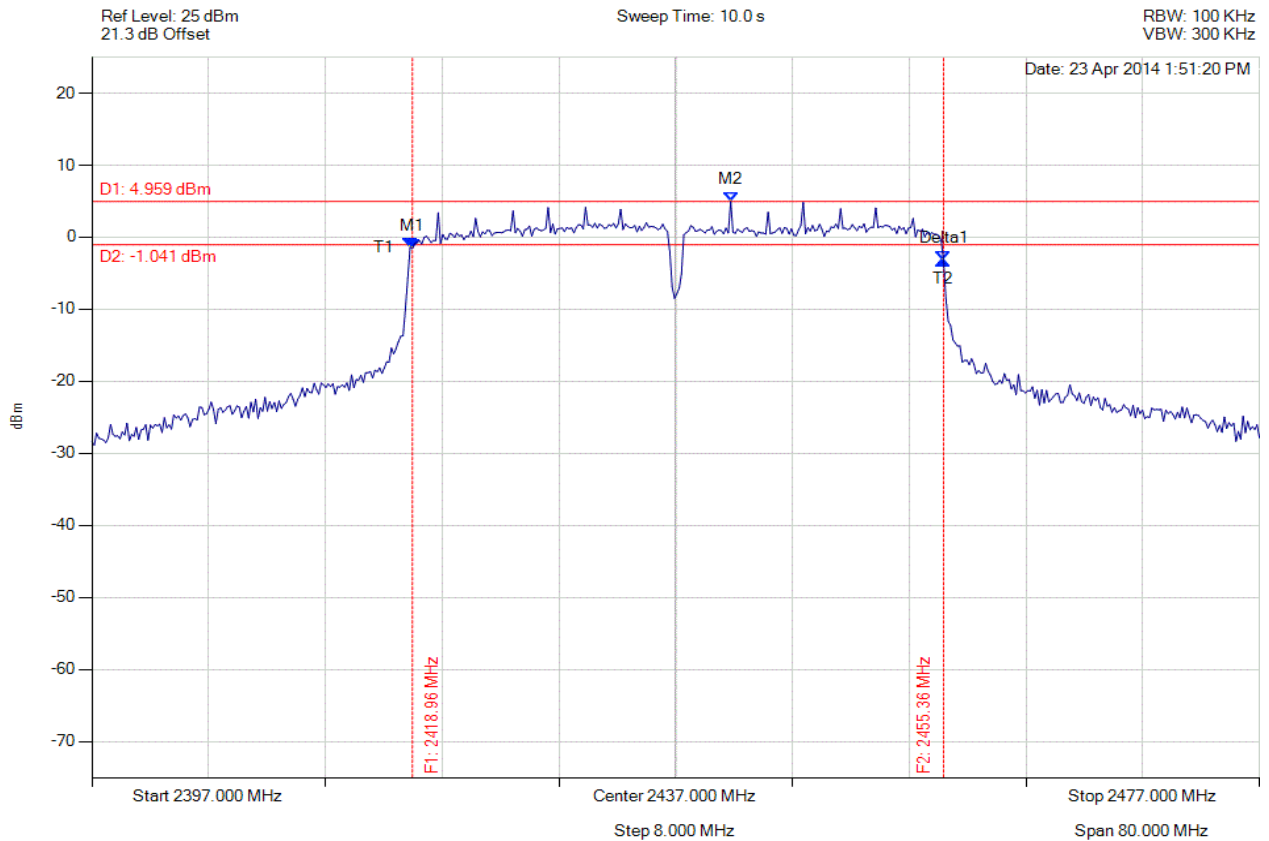


Title: Xirrus Inc. XI-AC1300, XI-AC867
To: FCC 47 CFR Part 15.247 & IC RSS-210
Serial #: XIRR04-U3 Rev A
Issue Date: 29th April 2014
Page: 419 of 572



6 dB & 99% BANDWIDTH

Variant: 802.11n HT-40, Channel: 2437.00 MHz, Chain b, Temp: Ambient, Voltage: 55 Vdc



Analyser Setup	Marker : Frequency : Amplitude	Test Results
Detector = MAX PEAK Sweep Count = 0 RF Atten (dB) = 20 Trace Mode = VIEW	M1 : 2418.964 MHz : -1.561 dBm M2 : 2440.768 MHz : 4.959 dBm Delta1 : 36.393 MHz : -1.704 dB T1 : 2418.804 MHz : -1.390 dBm T2 : 2455.357 MHz : -3.265 dBm OBW : 36.553 MHz	Measured 6 dB Bandwidth: 36.393 MHz Limit: ≥ 500.0 kHz Margin: -35.89 MHz

[Back to the Matrix](#)

This test report may be reproduced in full only. The document may only be updated by MiCOM Labs personnel. Any changes will be noted in the Document History section of the report.

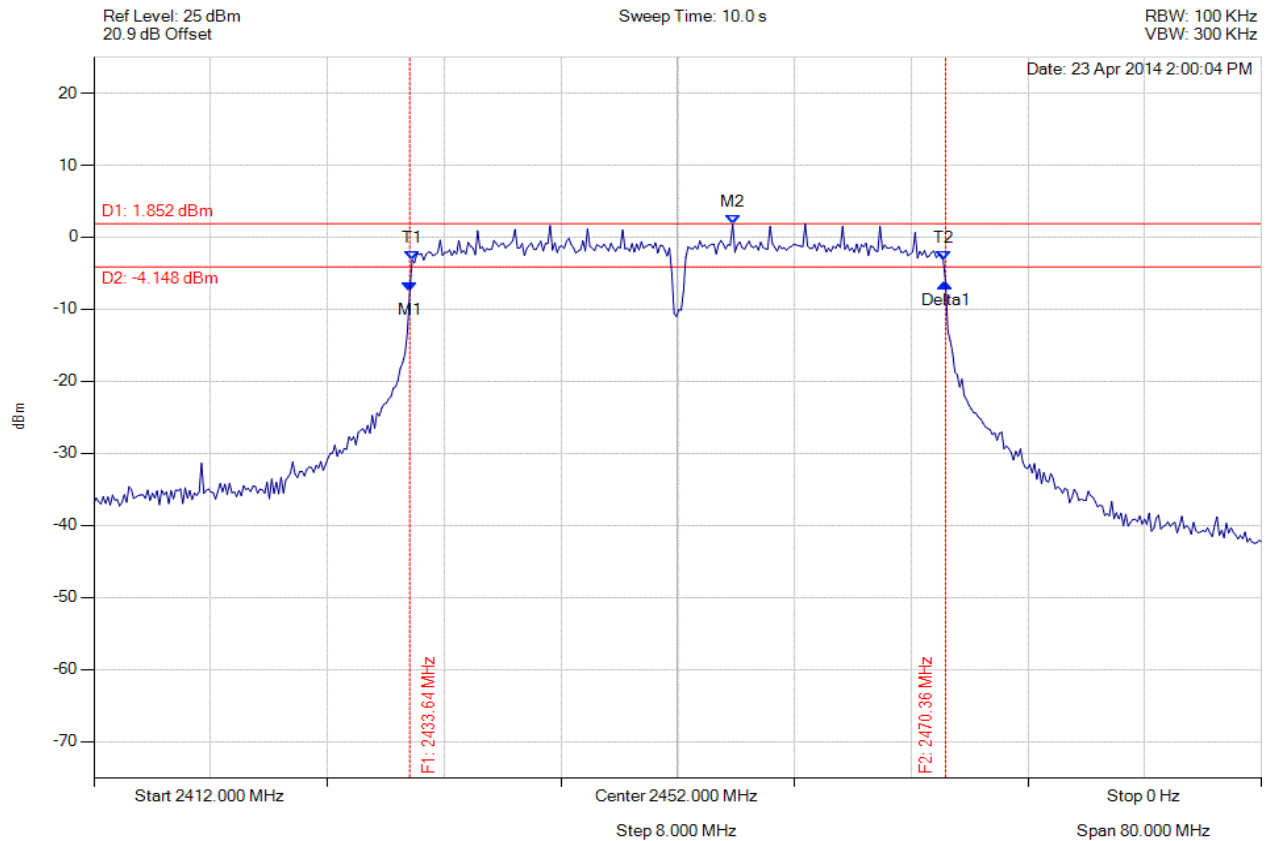


Title: Xirrus Inc. XI-AC1300, XI-AC867
To: FCC 47 CFR Part 15.247 & IC RSS-210
Serial #: XIRR04-U3 Rev A
Issue Date: 29th April 2014
Page: 420 of 572



6 dB & 99% BANDWIDTH

Variant: 802.11n HT-40, Channel: 2452.00 MHz, Chain a, Temp: Ambient, Voltage: 55 Vdc



Analyser Setup	Marker : Frequency : Amplitude	Test Results
Detector = MAX PEAK Sweep Count = 0 RF Atten (dB) = 20 Trace Mode = VIEW	M1 : 2433.643 MHz : -7.546 dBm M2 : 2455.768 MHz : 1.852 dBm Delta1 : 36.713 MHz : 1.228 dB T1 : 2433.804 MHz : -3.139 dBm T2 : 2470.196 MHz : -3.161 dBm OBW : 36.393 MHz	Measured 6 dB Bandwidth: 36.713 MHz Limit: ≥ 500.0 kHz Margin: -36.21 MHz

[Back to the Matrix](#)

This test report may be reproduced in full only. The document may only be updated by MiCOM Labs personnel. Any changes will be noted in the Document History section of the report.

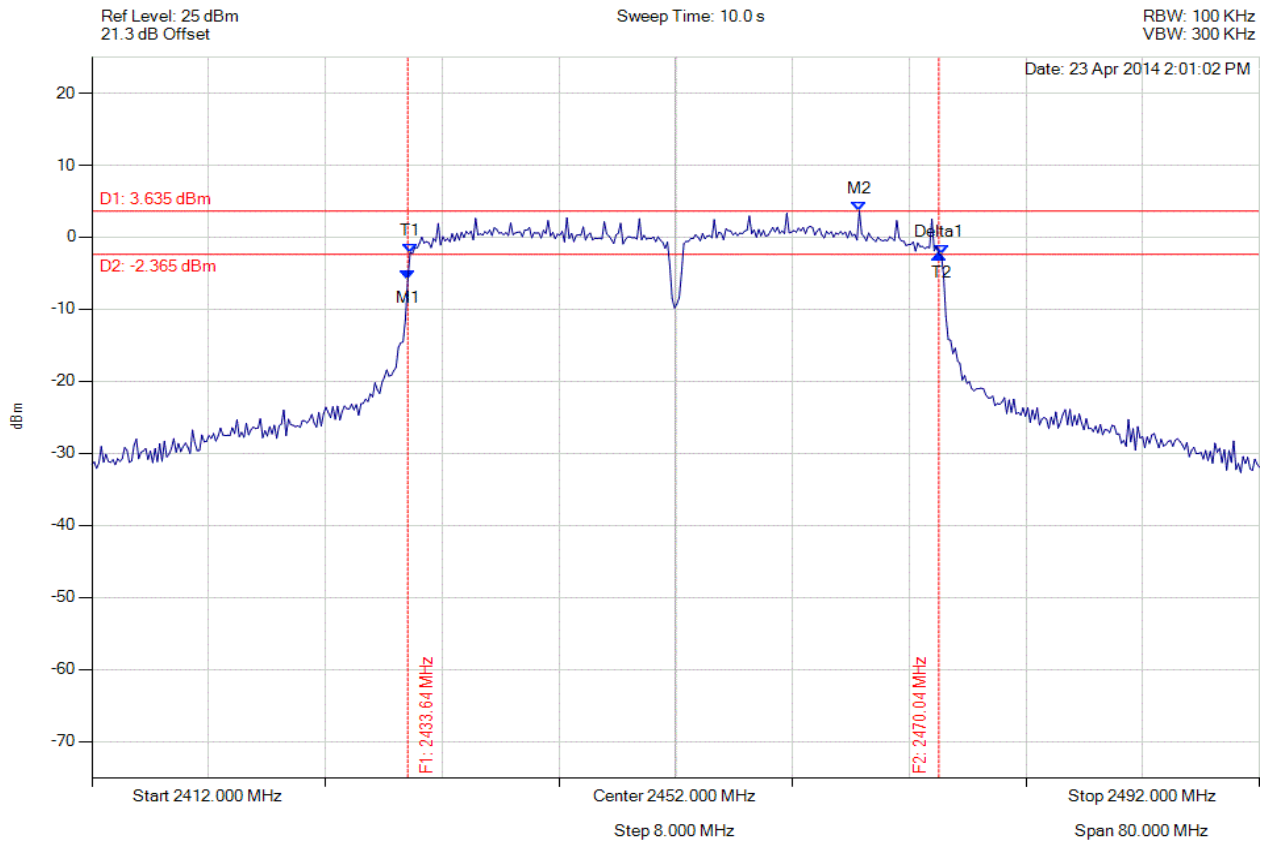


Title: Xirrus Inc. XI-AC1300, XI-AC867
To: FCC 47 CFR Part 15.247 & IC RSS-210
Serial #: XIRR04-U3 Rev A
Issue Date: 29th April 2014
Page: 421 of 572



6 dB & 99% BANDWIDTH

Variant: 802.11n HT-40, Channel: 2452.00 MHz, Chain b, Temp: Ambient, Voltage: 55 Vdc



Analyser Setup	Marker : Frequency : Amplitude	Test Results
Detector = MAX PEAK Sweep Count = 0 RF Atten (dB) = 20 Trace Mode = VIEW	M1 : 2433.643 MHz : -5.889 dBm M2 : 2464.585 MHz : 3.635 dBm Delta1 : 36.393 MHz : 3.453 dB T1 : 2433.804 MHz : -2.134 dBm T2 : 2470.196 MHz : -2.399 dBm OBW : 36.393 MHz	Measured 6 dB Bandwidth: 36.393 MHz Limit: ≥ 500.0 kHz Margin: -35.89 MHz

[Back to the Matrix](#)

This test report may be reproduced in full only. The document may only be updated by MiCOM Labs personnel. Any changes will be noted in the Document History section of the report.

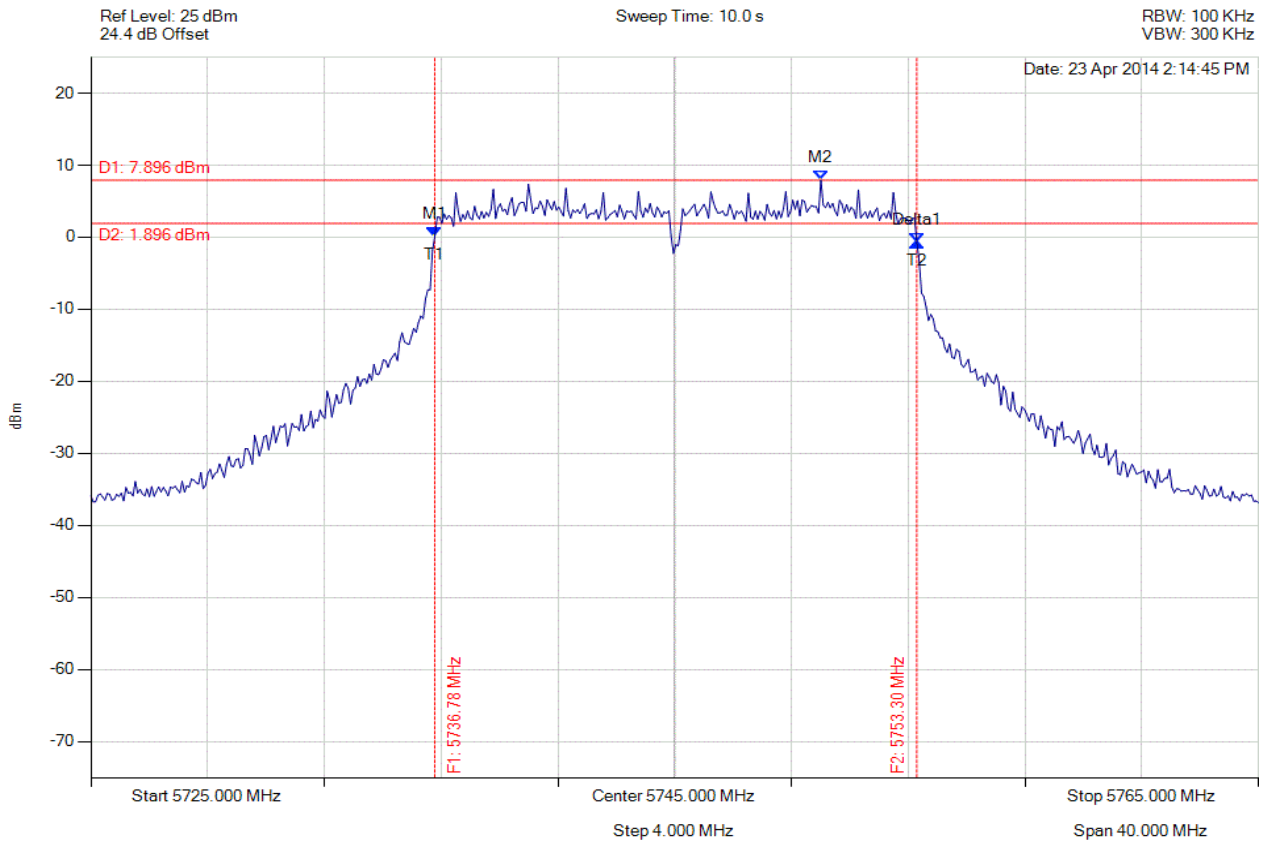


Title: Xirrus Inc. XI-AC1300, XI-AC867
To: FCC 47 CFR Part 15.247 & IC RSS-210
Serial #: XIRR04-U3 Rev A
Issue Date: 29th April 2014
Page: 422 of 572



6 dB & 99% BANDWIDTH

Variant: 802.11a, Channel: 5745.00 MHz, Chain a, Temp: Ambient, Voltage: 55 Vdc



Analyser Setup	Marker : Frequency : Amplitude	Test Results
Detector = MAX PEAK Sweep Count = 0 RF Atten (dB) = 20 Trace Mode = VIEW	M1 : 5736.784 MHz : 0.074 dBm M2 : 5750.010 MHz : 7.896 dBm Delta1 : 16.513 MHz : -0.771 dB T1 : 5736.784 MHz : 0.074 dBm T2 : 5753.297 MHz : -0.696 dBm OBW : 16.513 MHz	Measured 6 dB Bandwidth: 16.513 MHz Limit: ≥ 500.0 kHz Margin: -16.01 MHz

[Back to the Matrix](#)

This test report may be reproduced in full only. The document may only be updated by MiCOM Labs personnel. Any changes will be noted in the Document History section of the report.

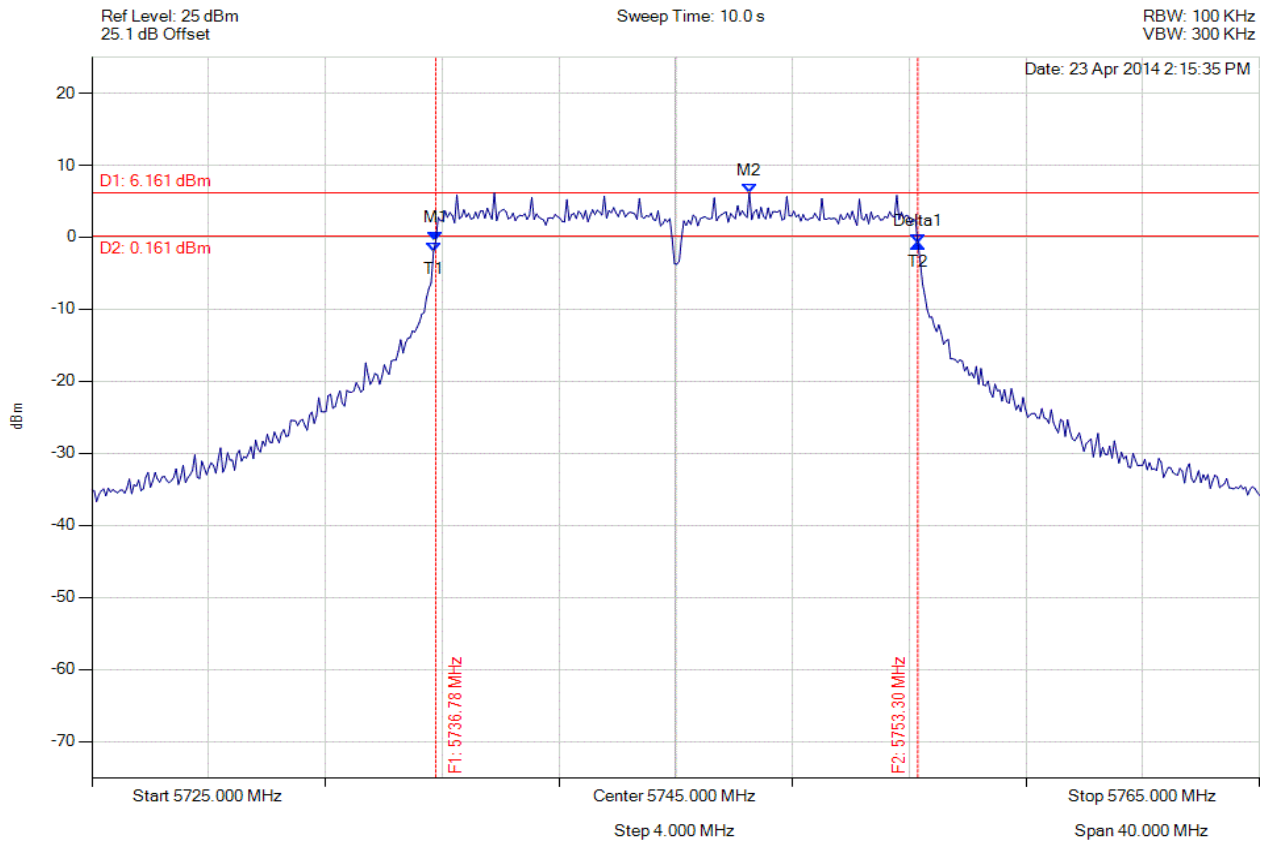


Title: Xirrus Inc. XI-AC1300, XI-AC867
To: FCC 47 CFR Part 15.247 & IC RSS-210
Serial #: XIRR04-U3 Rev A
Issue Date: 29th April 2014
Page: 423 of 572



6 dB & 99% BANDWIDTH

Variant: 802.11a, Channel: 5745.00 MHz, Chain b, Temp: Ambient, Voltage: 55 Vdc



Analyser Setup	Marker : Frequency : Amplitude	Test Results
Detector = MAX PEAK Sweep Count = 0 RF Atten (dB) = 20 Trace Mode = VIEW	M1 : 5736.784 MHz : -0.452 dBm M2 : 5747.525 MHz : 6.161 dBm Delta1 : 16.513 MHz : -0.409 dB T1 : 5736.703 MHz : -1.994 dBm T2 : 5753.297 MHz : -0.861 dBm OBW : 16.593 MHz	Measured 6 dB Bandwidth: 16.513 MHz Limit: ≥ 500.0 kHz Margin: -16.01 MHz

[Back to the Matrix](#)

This test report may be reproduced in full only. The document may only be updated by MiCOM Labs personnel. Any changes will be noted in the Document History section of the report.

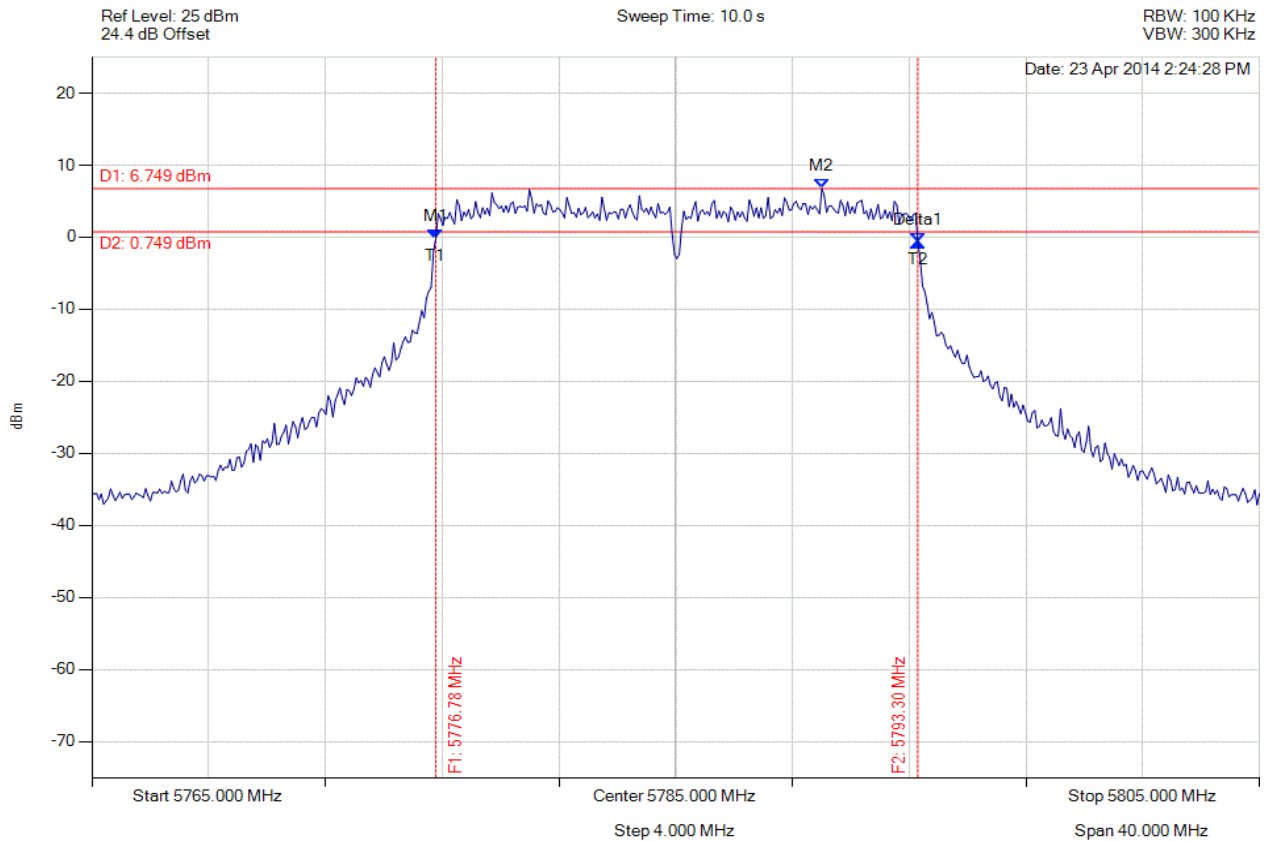


Title: Xirrus Inc. XI-AC1300, XI-AC867
To: FCC 47 CFR Part 15.247 & IC RSS-210
Serial #: XIRR04-U3 Rev A
Issue Date: 29th April 2014
Page: 424 of 572



6 dB & 99% BANDWIDTH

Variant: 802.11a, Channel: 5785.00 MHz, Chain a, Temp: Ambient, Voltage: 55 Vdc



Analyser Setup	Marker : Frequency : Amplitude	Test Results
Detector = MAX PEAK Sweep Count = 0 RF Atten (dB) = 20 Trace Mode = VIEW	M1 : 5776.784 MHz : -0.147 dBm M2 : 5790.010 MHz : 6.749 dBm Delta1 : 16.513 MHz : -0.513 dB T1 : 5776.784 MHz : -0.147 dBm T2 : 5793.297 MHz : -0.660 dBm OBW : 16.513 MHz	Measured 6 dB Bandwidth: 16.513 MHz Limit: ≥ 500.0 kHz Margin: -16.01 MHz

[Back to the Matrix](#)

This test report may be reproduced in full only. The document may only be updated by MiCOM Labs personnel. Any changes will be noted in the Document History section of the report.

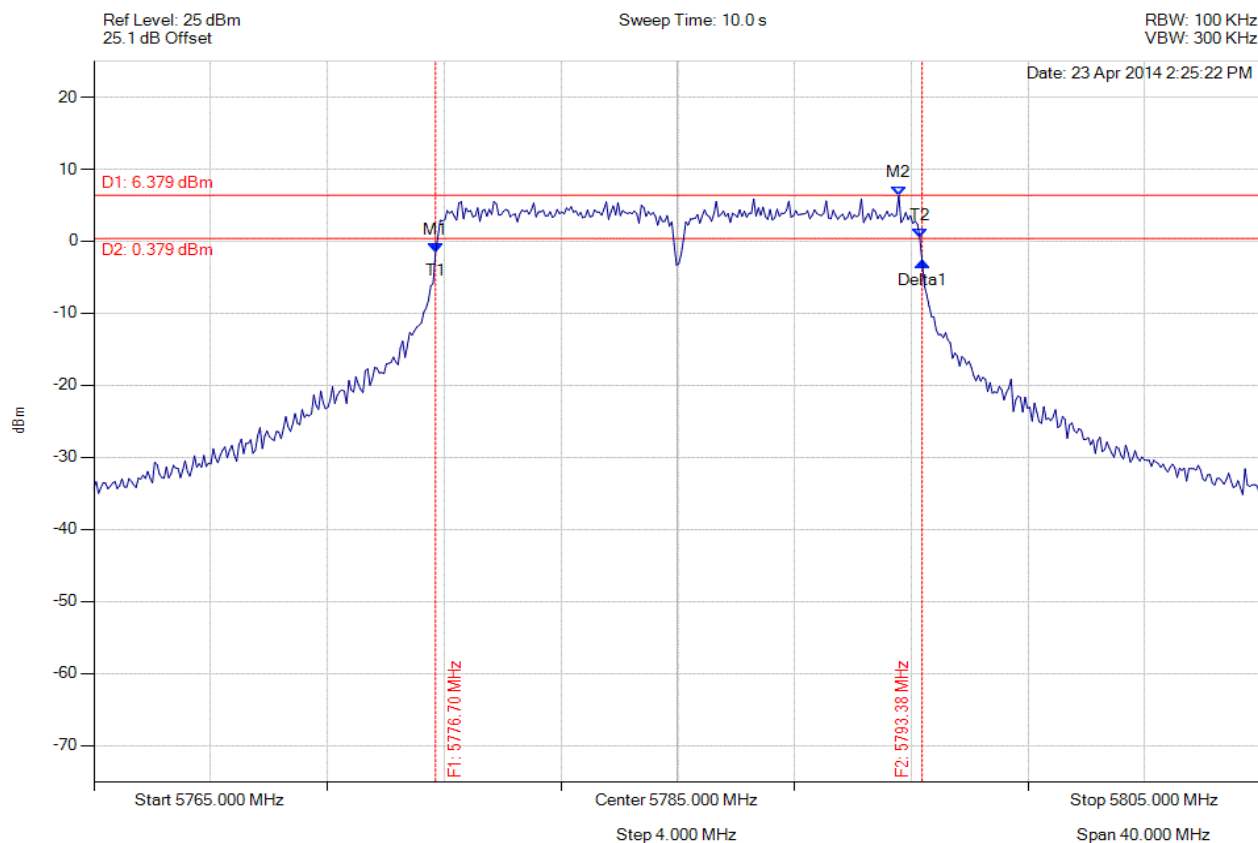


Title: Xirrus Inc. XI-AC1300, XI-AC867
To: FCC 47 CFR Part 15.247 & IC RSS-210
Serial #: XIRR04-U3 Rev A
Issue Date: 29th April 2014
Page: 425 of 572



6 dB & 99% BANDWIDTH

Variant: 802.11a, Channel: 5785.00 MHz, Chain b, Temp: Ambient, Voltage: 55 Vdc



Analyser Setup	Marker : Frequency : Amplitude	Test Results
Detector = MAX PEAK Sweep Count = 0 RF Atten (dB) = 20 Trace Mode = VIEW	M1 : 5776.703 MHz : -1.514 dBm M2 : 5792.575 MHz : 6.379 dBm Delta1 : 16.673 MHz : -1.352 dB T1 : 5776.703 MHz : -1.514 dBm T2 : 5793.297 MHz : 0.408 dBm OBW : 16.593 MHz	Measured 6 dB Bandwidth: 16.673 MHz Limit: ≥ 500.0 kHz Margin: -16.17 MHz

[Back to the Matrix](#)

This test report may be reproduced in full only. The document may only be updated by MiCOM Labs personnel. Any changes will be noted in the Document History section of the report.

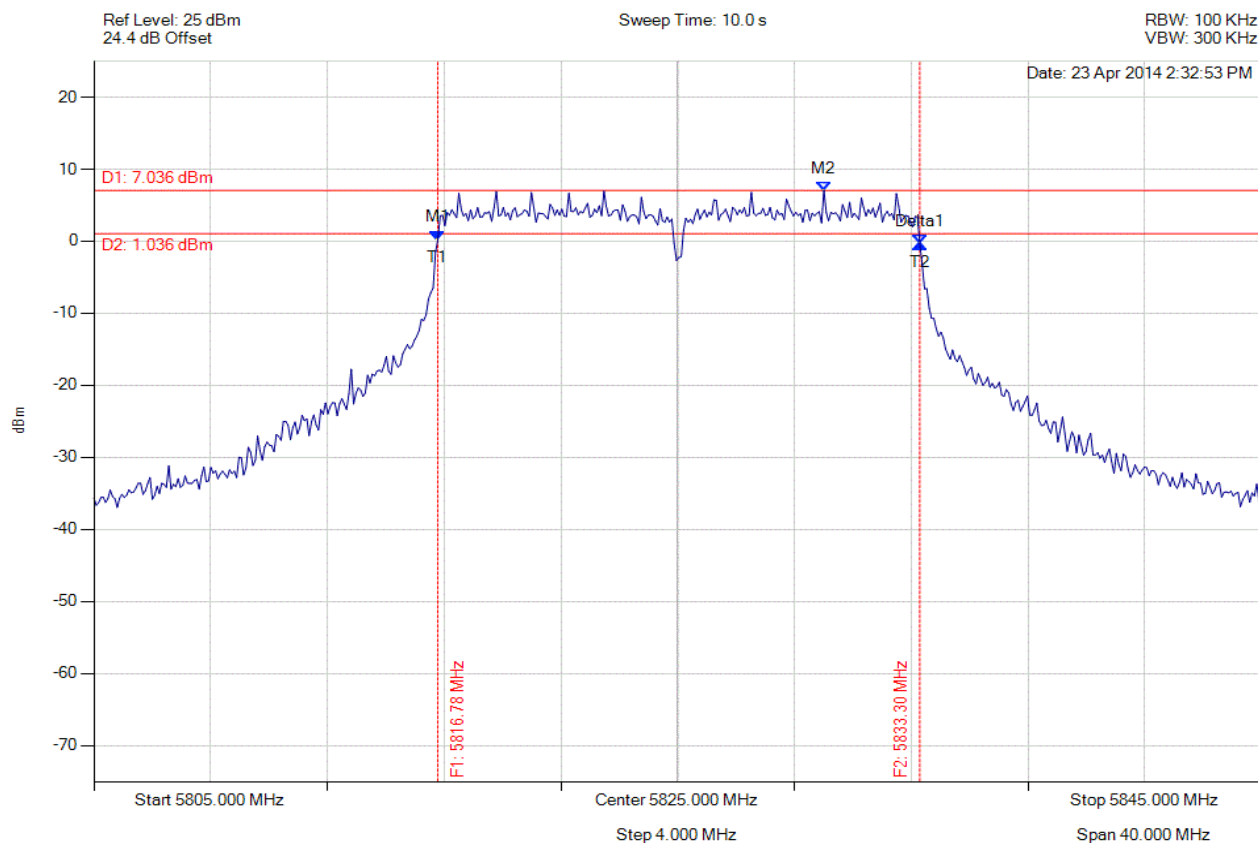


Title: Xirrus Inc. XI-AC1300, XI-AC867
To: FCC 47 CFR Part 15.247 & IC RSS-210
Serial #: XIRR04-U3 Rev A
Issue Date: 29th April 2014
Page: 426 of 572



6 dB & 99% BANDWIDTH

Variant: 802.11a, Channel: 5825.00 MHz, Chain a, Temp: Ambient, Voltage: 55 Vdc



Analyser Setup	Marker : Frequency : Amplitude	Test Results
Detector = MAX PEAK Sweep Count = 0 RF Atten (dB) = 20 Trace Mode = VIEW	M1 : 5816.784 MHz : 0.221 dBm M2 : 5830.010 MHz : 7.036 dBm Delta1 : 16.513 MHz : -0.632 dB T1 : 5816.784 MHz : 0.221 dBm T2 : 5833.297 MHz : -0.412 dBm OBW : 16.513 MHz	Measured 6 dB Bandwidth: 16.513 MHz Limit: ≥ 500.0 kHz Margin: -16.01 MHz

[Back to the Matrix](#)

This test report may be reproduced in full only. The document may only be updated by MiCOM Labs personnel. Any changes will be noted in the Document History section of the report.

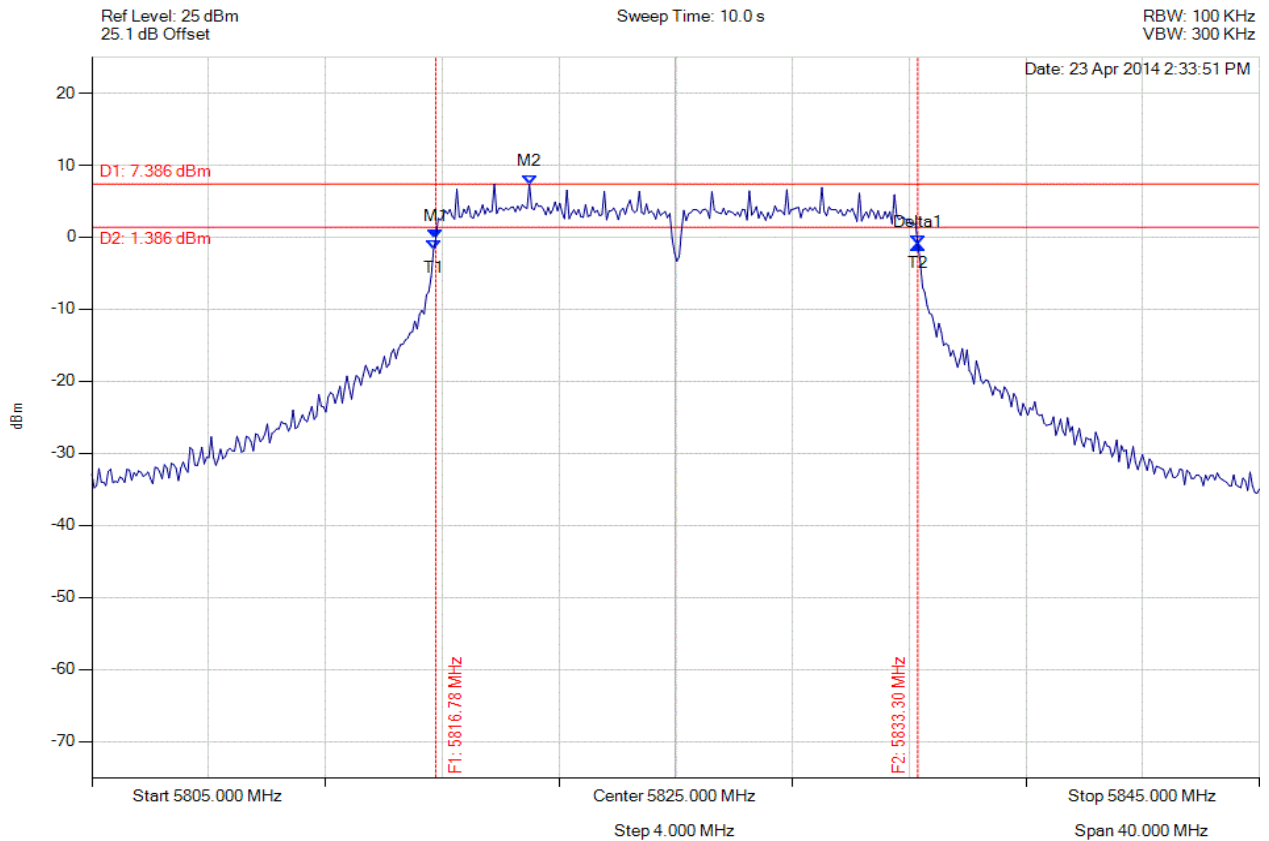


Title: Xirrus Inc. XI-AC1300, XI-AC867
To: FCC 47 CFR Part 15.247 & IC RSS-210
Serial #: XIRR04-U3 Rev A
Issue Date: 29th April 2014
Page: 427 of 572



6 dB & 99% BANDWIDTH

Variant: 802.11a, Channel: 5825.00 MHz, Chain b, Temp: Ambient, Voltage: 55 Vdc



Analyser Setup	Marker : Frequency : Amplitude	Test Results
Detector = MAX PEAK Sweep Count = 0 RF Atten (dB) = 20 Trace Mode = VIEW	M1 : 5816.784 MHz : -0.133 dBm M2 : 5819.990 MHz : 7.386 dBm Delta1 : 16.513 MHz : -0.938 dB T1 : 5816.703 MHz : -1.752 dBm T2 : 5833.297 MHz : -1.071 dBm OBW : 16.593 MHz	Measured 6 dB Bandwidth: 16.513 MHz Limit: ≥ 500.0 kHz Margin: -16.01 MHz

[Back to the Matrix](#)

This test report may be reproduced in full only. The document may only be updated by MiCOM Labs personnel. Any changes will be noted in the Document History section of the report.

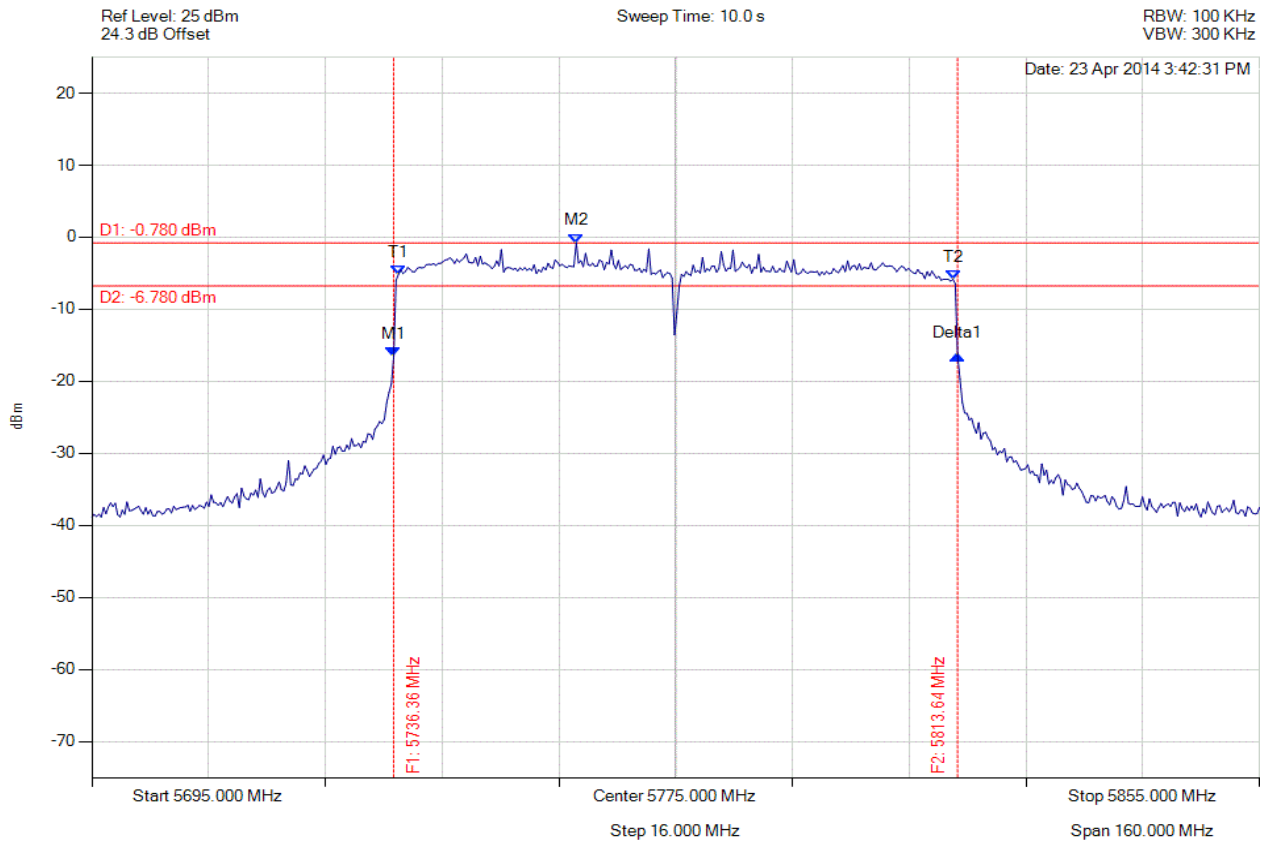


Title: Xirrus Inc. XI-AC1300, XI-AC867
To: FCC 47 CFR Part 15.247 & IC RSS-210
Serial #: XIRR04-U3 Rev A
Issue Date: 29th April 2014
Page: 428 of 572



6 dB & 99% BANDWIDTH

Variant: 802.11ac-80, Channel: 5775.00 MHz, Chain a, Temp: Ambient, Voltage: 55 Vdc



Analyser Setup	Marker : Frequency : Amplitude	Test Results
Detector = MAX PEAK Sweep Count = 0 RF Atten (dB) = 20 Trace Mode = VIEW	M1 : 5736.363 MHz : -16.592 dBm M2 : 5761.373 MHz : -0.780 dBm Delta1 : 77.275 MHz : 0.177 dB T1 : 5737.004 MHz : -5.165 dBm T2 : 5812.996 MHz : -5.825 dBm OBW : 75.992 MHz	Measured 6 dB Bandwidth: 77.275 MHz Limit: ≥ 500.0 kHz Margin: -76.78 MHz

[Back to the Matrix](#)

This test report may be reproduced in full only. The document may only be updated by MiCOM Labs personnel. Any changes will be noted in the Document History section of the report.

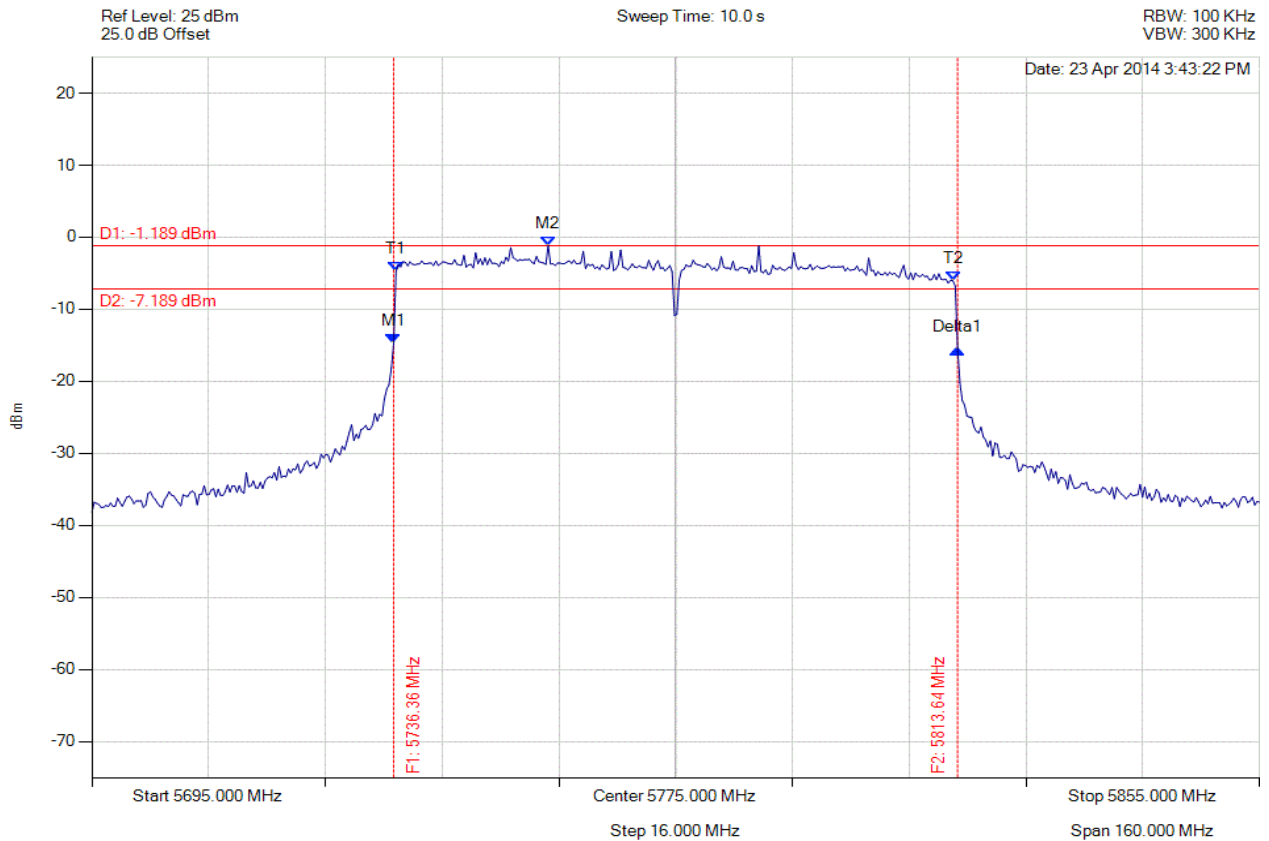


Title: Xirrus Inc. XI-AC1300, XI-AC867
To: FCC 47 CFR Part 15.247 & IC RSS-210
Serial #: XIRR04-U3 Rev A
Issue Date: 29th April 2014
Page: 429 of 572



6 dB & 99% BANDWIDTH

Variant: 802.11ac-80, Channel: 5775.00 MHz, Chain b, Temp: Ambient, Voltage: 55 Vdc



Analyser Setup	Marker : Frequency : Amplitude	Test Results
Detector = MAX PEAK Sweep Count = 0 RF Atten (dB) = 20 Trace Mode = VIEW	M1 : 5736.363 MHz : -14.650 dBm M2 : 5757.525 MHz : -1.189 dBm Delta1 : 77.275 MHz : -0.872 dB T1 : 5736.683 MHz : -4.778 dBm T2 : 5812.996 MHz : -6.039 dBm OBW : 76.313 MHz	Measured 6 dB Bandwidth: 77.275 MHz Limit: ≥ 500.0 kHz Margin: -76.78 MHz

[Back to the Matrix](#)

This test report may be reproduced in full only. The document may only be updated by MiCOM Labs personnel. Any changes will be noted in the Document History section of the report.

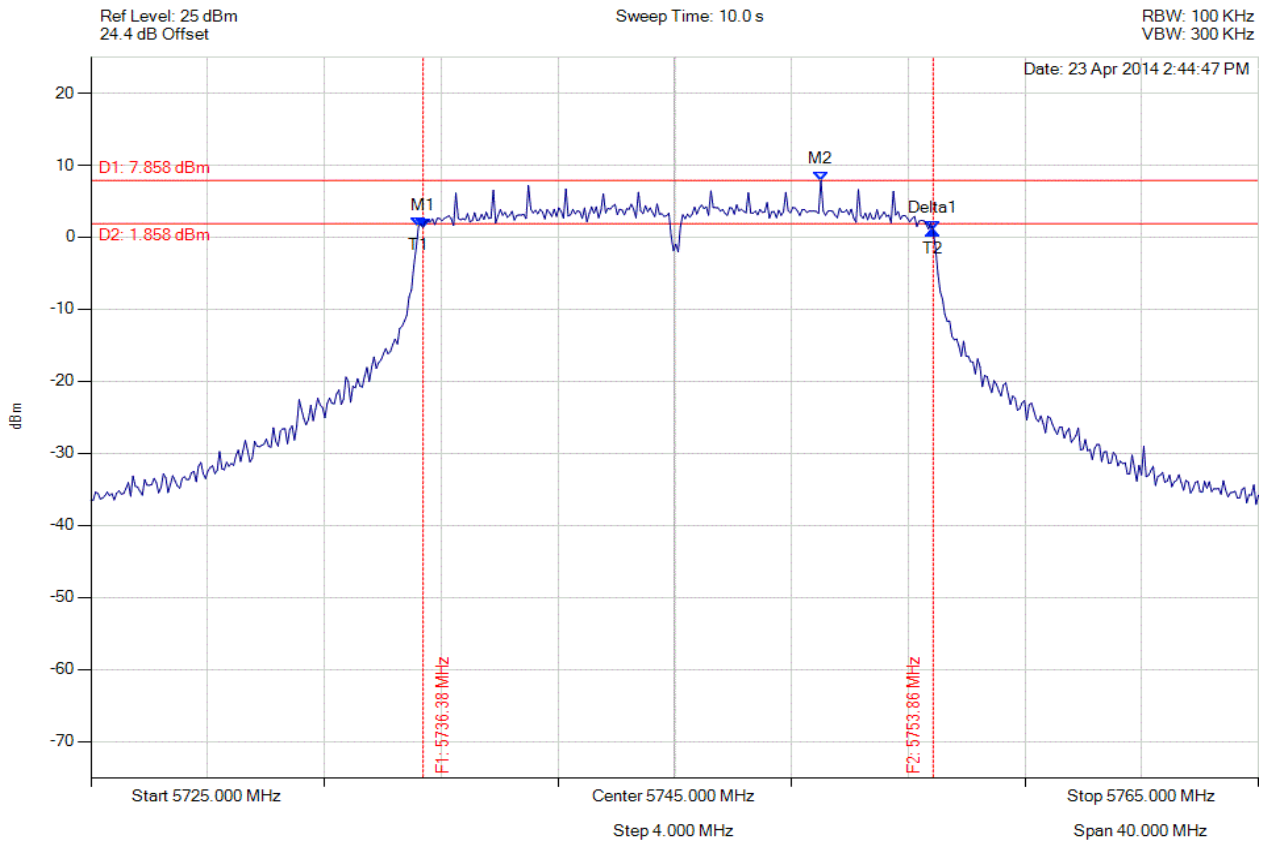


Title: Xirrus Inc. XI-AC1300, XI-AC867
To: FCC 47 CFR Part 15.247 & IC RSS-210
Serial #: XIRR04-U3 Rev A
Issue Date: 29th April 2014
Page: 430 of 572



6 dB & 99% BANDWIDTH

Variant: 802.11n HT-20, Channel: 5745.00 MHz, Chain a, Temp: Ambient, Voltage: 55 Vdc



Analyser Setup	Marker : Frequency : Amplitude	Test Results
Detector = MAX PEAK Sweep Count = 0 RF Atten (dB) = 20 Trace Mode = VIEW	M1 : 5736.383 MHz : 1.370 dBm M2 : 5750.010 MHz : 7.858 dBm Delta1 : 17.475 MHz : -0.431 dB T1 : 5736.222 MHz : 1.455 dBm T2 : 5753.858 MHz : 0.939 dBm OBW : 17.635 MHz	Measured 6 dB Bandwidth: 17.475 MHz Limit: ≥ 500.0 kHz Margin: -16.98 MHz

[Back to the Matrix](#)

This test report may be reproduced in full only. The document may only be updated by MiCOM Labs personnel. Any changes will be noted in the Document History section of the report.

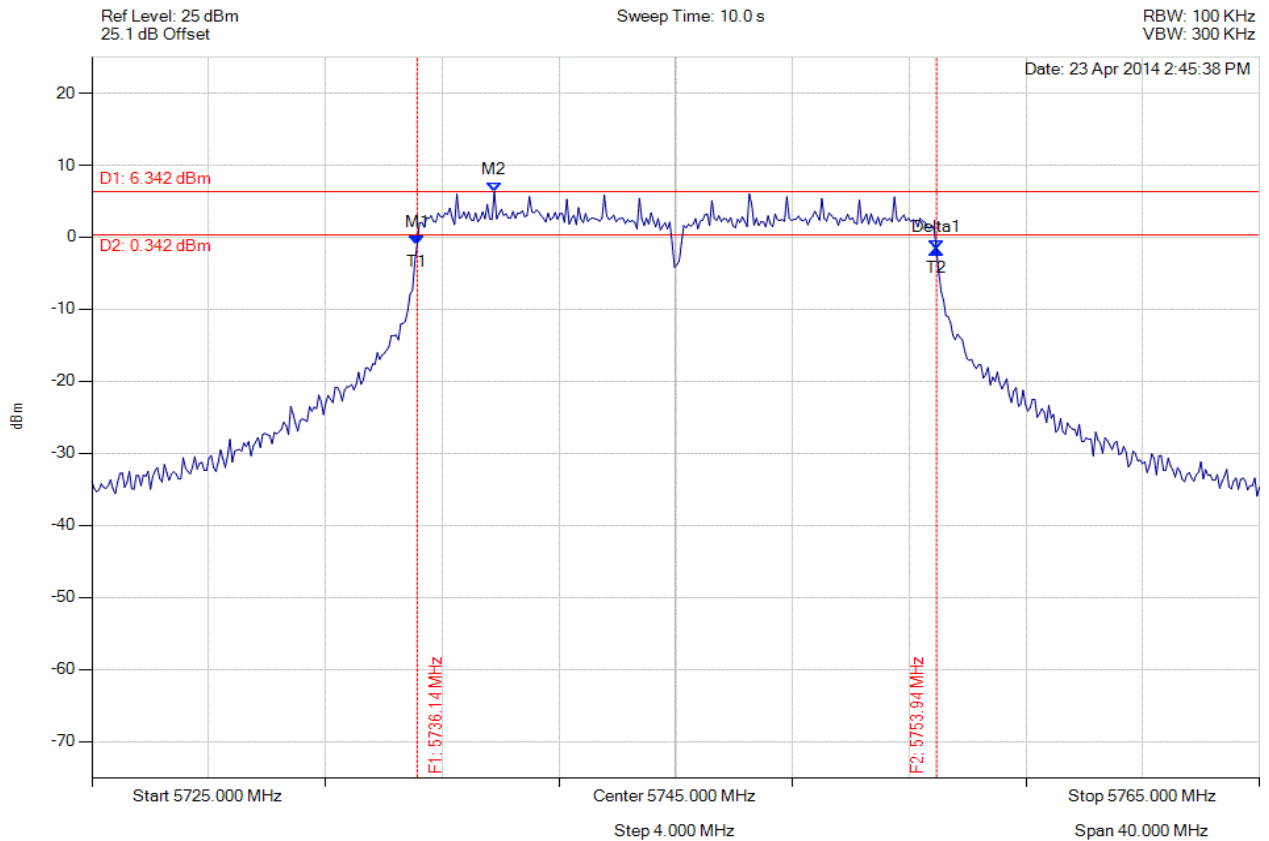


Title: Xirrus Inc. XI-AC1300, XI-AC867
To: FCC 47 CFR Part 15.247 & IC RSS-210
Serial #: XIRR04-U3 Rev A
Issue Date: 29th April 2014
Page: 431 of 572



6 dB & 99% BANDWIDTH

Variant: 802.11n HT-20, Channel: 5745.00 MHz, Chain b, Temp: Ambient, Voltage: 55 Vdc



Analyser Setup	Marker : Frequency : Amplitude	Test Results
Detector = MAX PEAK Sweep Count = 0 RF Atten (dB) = 20 Trace Mode = VIEW	M1 : 5736.142 MHz : -0.995 dBm M2 : 5738.788 MHz : 6.342 dBm Delta1 : 17.796 MHz : -0.738 dB T1 : 5736.142 MHz : -0.995 dBm T2 : 5753.938 MHz : -1.734 dBm OBW : 17.796 MHz	Measured 6 dB Bandwidth: 17.796 MHz Limit: ≥ 500.0 kHz Margin: -17.30 MHz

[Back to the Matrix](#)

This test report may be reproduced in full only. The document may only be updated by MiCOM Labs personnel. Any changes will be noted in the Document History section of the report.

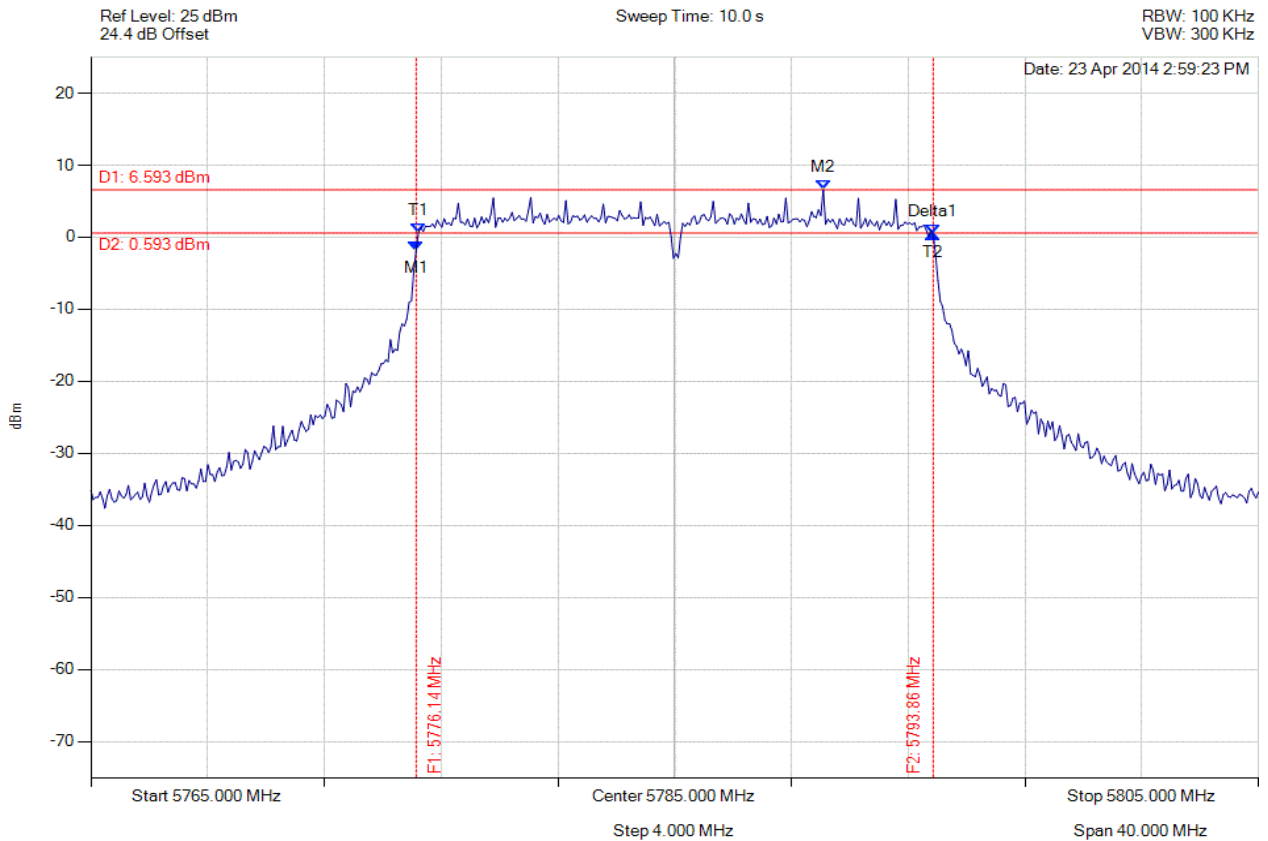


Title: Xirrus Inc. XI-AC1300, XI-AC867
To: FCC 47 CFR Part 15.247 & IC RSS-210
Serial #: XIRR04-U3 Rev A
Issue Date: 29th April 2014
Page: 432 of 572



6 dB & 99% BANDWIDTH

Variant: 802.11n HT-20, Channel: 5785.00 MHz, Chain a, Temp: Ambient, Voltage: 55 Vdc



Analyser Setup	Marker : Frequency : Amplitude	Test Results
Detector = MAX PEAK Sweep Count = 0 RF Atten (dB) = 20 Trace Mode = VIEW	M1 : 5776.142 MHz : -1.784 dBm M2 : 5790.090 MHz : 6.593 dBm Delta1 : 17.715 MHz : 2.205 dB T1 : 5776.222 MHz : 0.705 dBm T2 : 5793.858 MHz : 0.420 dBm OBW : 17.635 MHz	Measured 6 dB Bandwidth: 17.715 MHz Limit: ≥ 500.0 kHz Margin: -17.22 MHz

[Back to the Matrix](#)

This test report may be reproduced in full only. The document may only be updated by MiCOM Labs personnel. Any changes will be noted in the Document History section of the report.

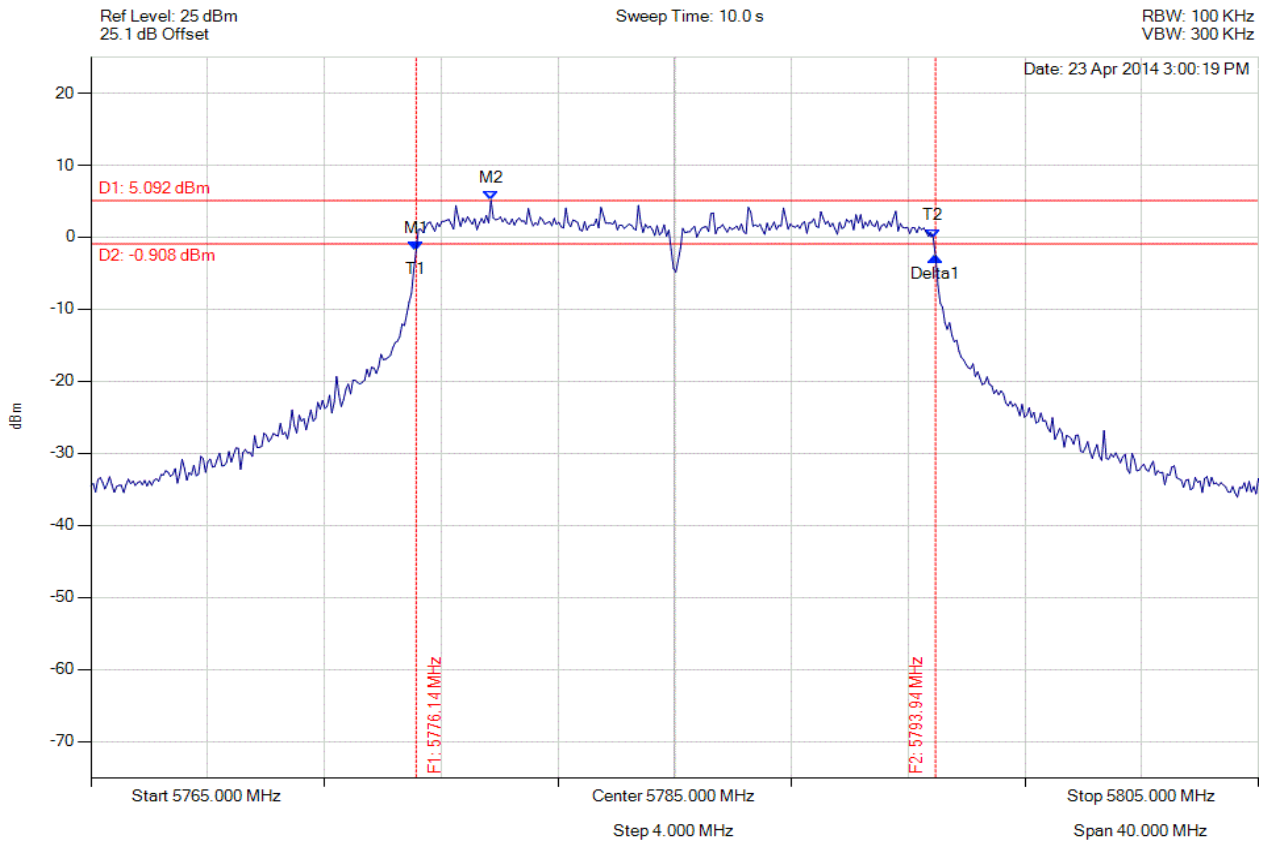


Title: Xirrus Inc. XI-AC1300, XI-AC867
To: FCC 47 CFR Part 15.247 & IC RSS-210
Serial #: XIRR04-U3 Rev A
Issue Date: 29th April 2014
Page: 433 of 572



6 dB & 99% BANDWIDTH

Variant: 802.11n HT-20, Channel: 5785.00 MHz, Chain b, Temp: Ambient, Voltage: 55 Vdc



Analyser Setup	Marker : Frequency : Amplitude	Test Results
Detector = MAX PEAK Sweep Count = 0 RF Atten (dB) = 20 Trace Mode = VIEW	M1 : 5776.142 MHz : -1.845 dBm M2 : 5778.707 MHz : 5.092 dBm Delta1 : 17.796 MHz : -0.795 dB T1 : 5776.142 MHz : -1.845 dBm T2 : 5793.858 MHz : -0.115 dBm OBW : 17.715 MHz	Measured 6 dB Bandwidth: 17.796 MHz Limit: ≥ 500.0 kHz Margin: -17.30 MHz

[Back to the Matrix](#)

This test report may be reproduced in full only. The document may only be updated by MiCOM Labs personnel. Any changes will be noted in the Document History section of the report.

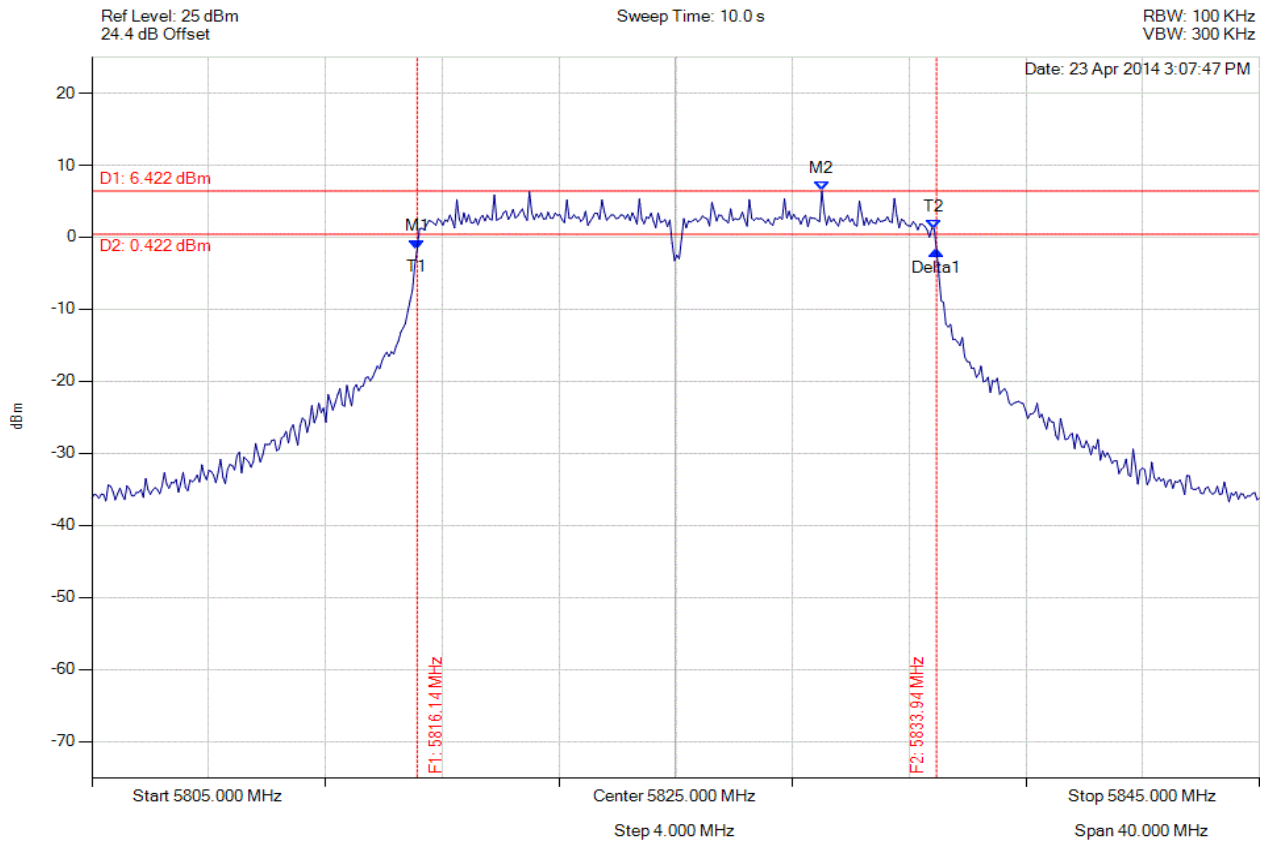


Title: Xirrus Inc. XI-AC1300, XI-AC867
To: FCC 47 CFR Part 15.247 & IC RSS-210
Serial #: XIRR04-U3 Rev A
Issue Date: 29th April 2014
Page: 434 of 572



6 dB & 99% BANDWIDTH

Variant: 802.11n HT-20, Channel: 5825.00 MHz, Chain a, Temp: Ambient, Voltage: 55 Vdc



Analyser Setup	Marker : Frequency : Amplitude	Test Results
Detector = MAX PEAK Sweep Count = 0 RF Atten (dB) = 20 Trace Mode = VIEW	M1 : 5816.142 MHz : -1.624 dBm M2 : 5830.010 MHz : 6.422 dBm Delta1 : 17.796 MHz : -0.165 dB T1 : 5816.142 MHz : -1.624 dBm T2 : 5833.858 MHz : 1.128 dBm OBW : 17.715 MHz	Measured 6 dB Bandwidth: 17.796 MHz Limit: ≥ 500.0 kHz Margin: -17.30 MHz

[Back to the Matrix](#)

This test report may be reproduced in full only. The document may only be updated by MiCOM Labs personnel. Any changes will be noted in the Document History section of the report.

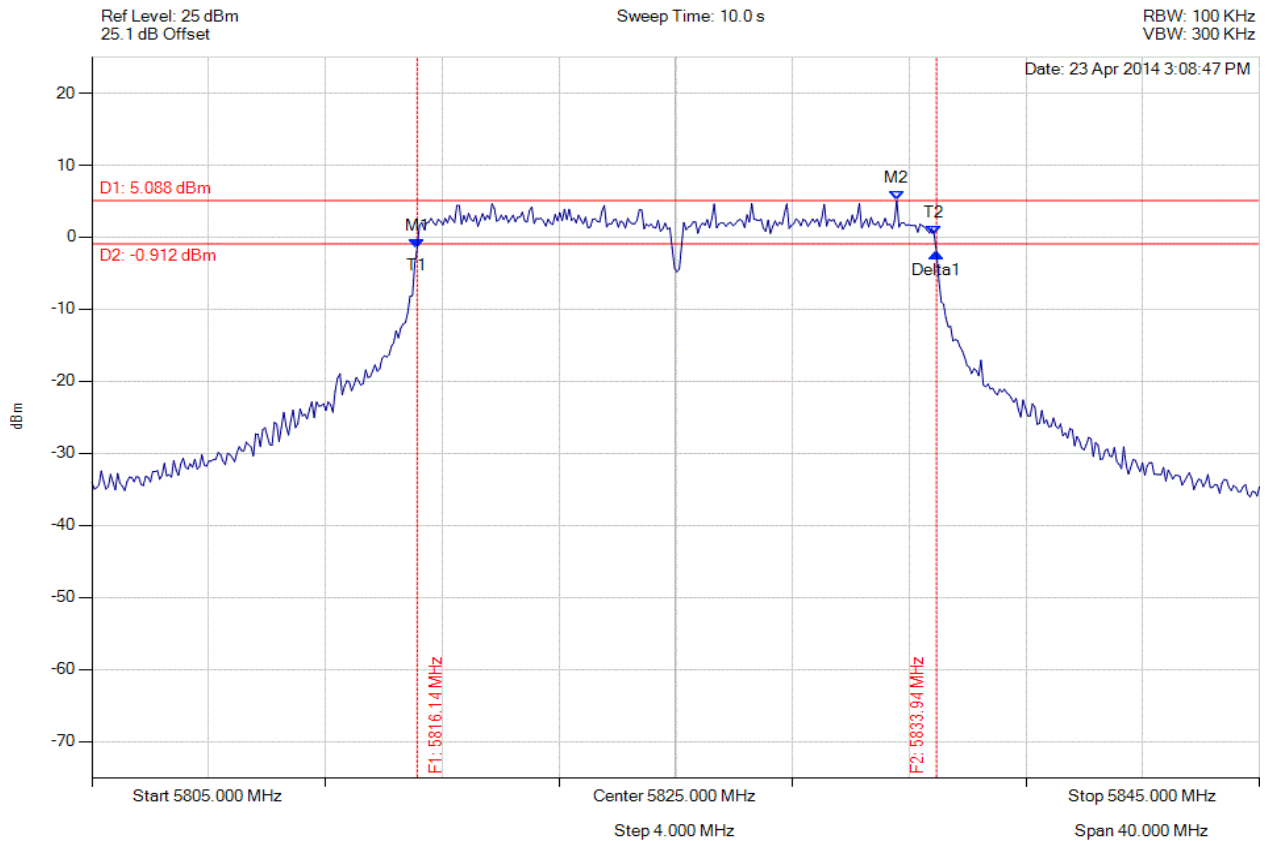


Title: Xirrus Inc. XI-AC1300, XI-AC867
To: FCC 47 CFR Part 15.247 & IC RSS-210
Serial #: XIRR04-U3 Rev A
Issue Date: 29th April 2014
Page: 435 of 572



6 dB & 99% BANDWIDTH

Variant: 802.11n HT-20, Channel: 5825.00 MHz, Chain b, Temp: Ambient, Voltage: 55 Vdc



Analyser Setup	Marker : Frequency : Amplitude	Test Results
Detector = MAX PEAK Sweep Count = 0 RF Atten (dB) = 20 Trace Mode = VIEW	M1 : 5816.142 MHz : -1.496 dBm M2 : 5832.575 MHz : 5.088 dBm Delta1 : 17.796 MHz : -0.671 dB T1 : 5816.142 MHz : -1.496 dBm T2 : 5833.858 MHz : 0.339 dBm OBW : 17.715 MHz	Measured 6 dB Bandwidth: 17.796 MHz Limit: ≥ 500.0 kHz Margin: -17.30 MHz

[Back to the Matrix](#)

This test report may be reproduced in full only. The document may only be updated by MiCOM Labs personnel. Any changes will be noted in the Document History section of the report.

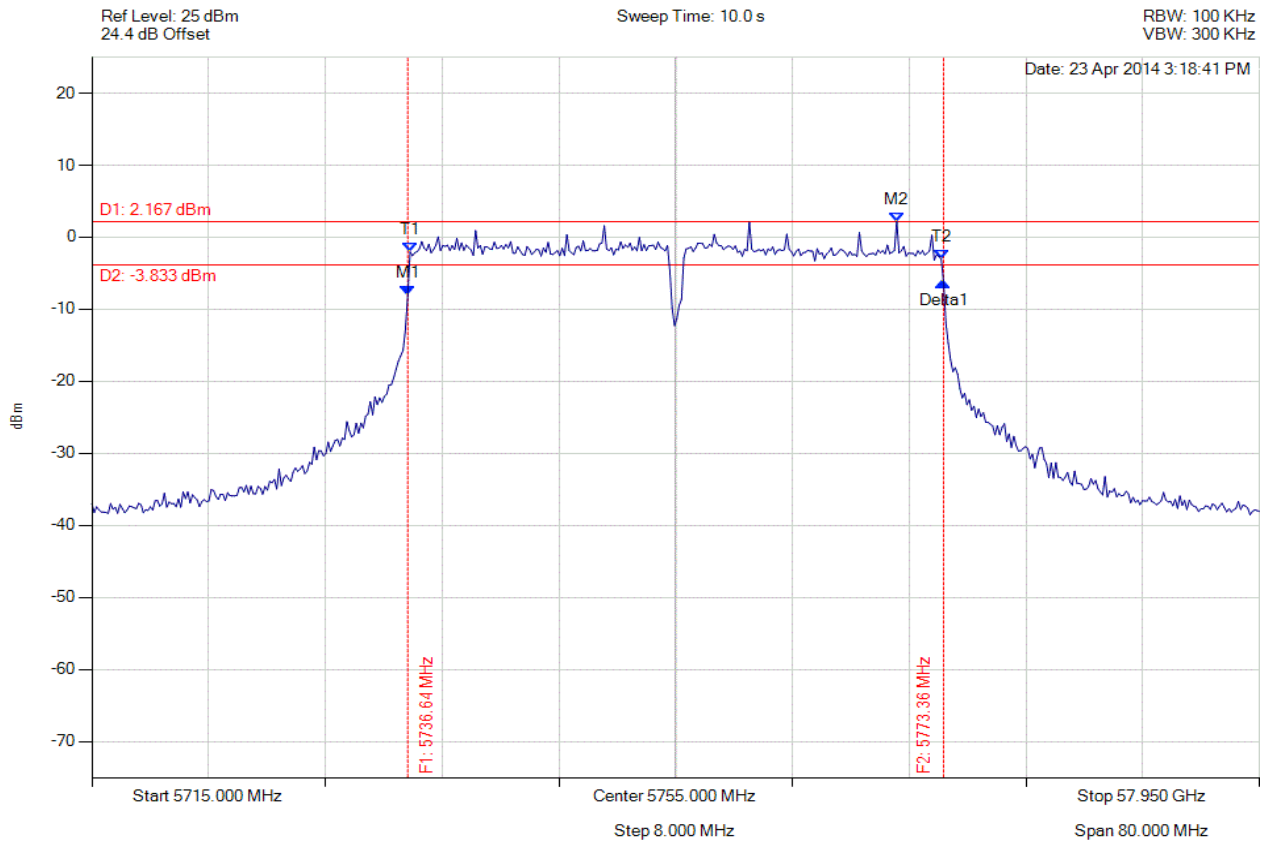


Title: Xirrus Inc. XI-AC1300, XI-AC867
To: FCC 47 CFR Part 15.247 & IC RSS-210
Serial #: XIRR04-U3 Rev A
Issue Date: 29th April 2014
Page: 436 of 572



6 dB & 99% BANDWIDTH

Variant: 802.11n HT-40, Channel: 5755.00 MHz, Chain a, Temp: Ambient, Voltage: 55 Vdc



Analyser Setup	Marker : Frequency : Amplitude	Test Results
Detector = MAX PEAK Sweep Count = 0 RF Atten (dB) = 20 Trace Mode = VIEW	M1 : 5736.643 MHz : -8.048 dBm M2 : 5770.150 MHz : 2.167 dBm Delta1 : 36.713 MHz : 1.808 dB T1 : 5736.804 MHz : -2.037 dBm T2 : 5773.196 MHz : -3.031 dBm OBW : 36.393 MHz	Measured 6 dB Bandwidth: 36.713 MHz Limit: ≥ 500.0 kHz Margin: -36.21 MHz

[Back to the Matrix](#)

This test report may be reproduced in full only. The document may only be updated by MiCOM Labs personnel. Any changes will be noted in the Document History section of the report.

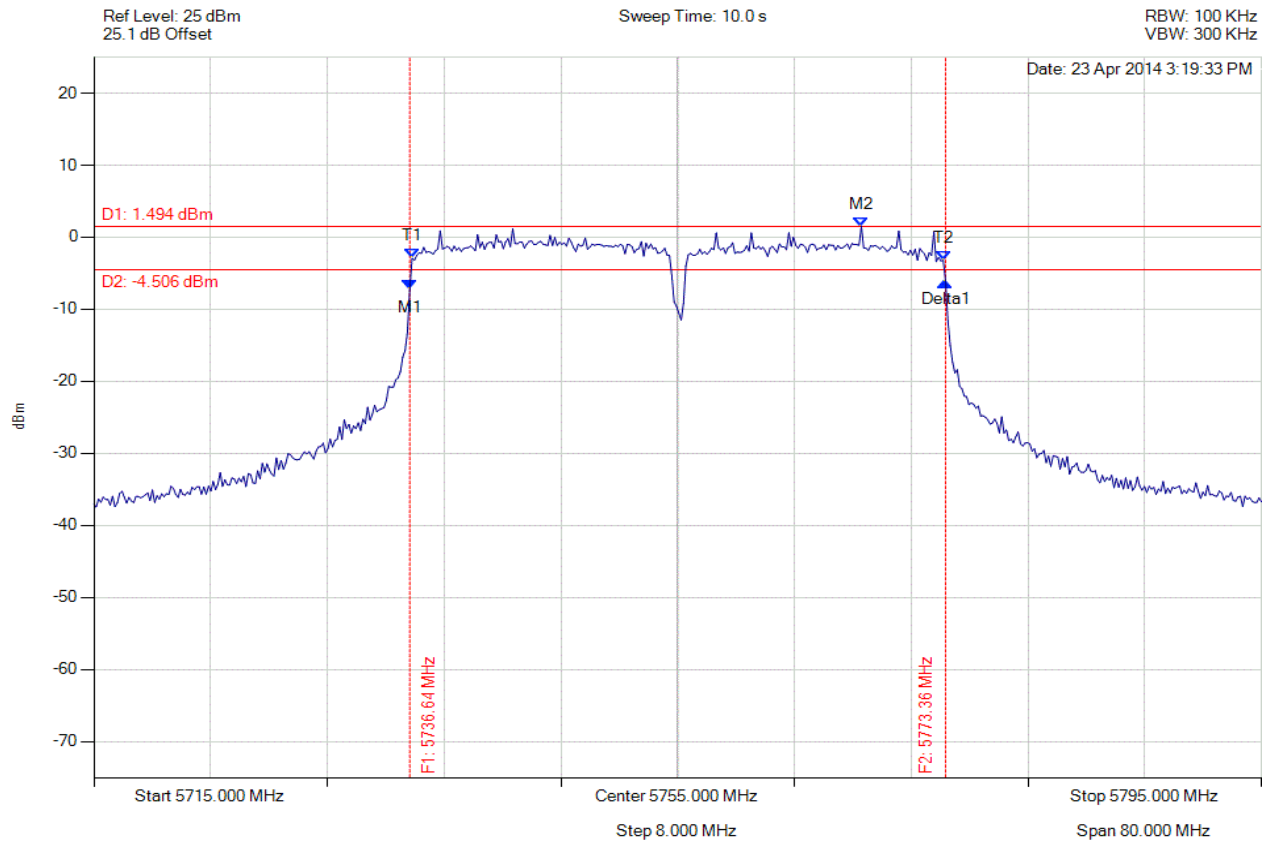


Title: Xirrus Inc. XI-AC1300, XI-AC867
To: FCC 47 CFR Part 15.247 & IC RSS-210
Serial #: XIRR04-U3 Rev A
Issue Date: 29th April 2014
Page: 437 of 572



6 dB & 99% BANDWIDTH

Variant: 802.11n HT-40, Channel: 5755.00 MHz, Chain b, Temp: Ambient, Voltage: 55 Vdc



Analyser Setup	Marker : Frequency : Amplitude	Test Results
Detector = MAX PEAK Sweep Count = 0 RF Atten (dB) = 20 Trace Mode = VIEW	M1 : 5736.643 MHz : -7.194 dBm M2 : 5767.585 MHz : 1.494 dBm Delta1 : 36.713 MHz : 1.041 dB T1 : 5736.804 MHz : -2.936 dBm T2 : 5773.196 MHz : -3.212 dBm OBW : 36.393 MHz	Measured 6 dB Bandwidth: 36.713 MHz Limit: ≥ 500.0 kHz Margin: -36.21 MHz

[Back to the Matrix](#)

This test report may be reproduced in full only. The document may only be updated by MiCOM Labs personnel. Any changes will be noted in the Document History section of the report.

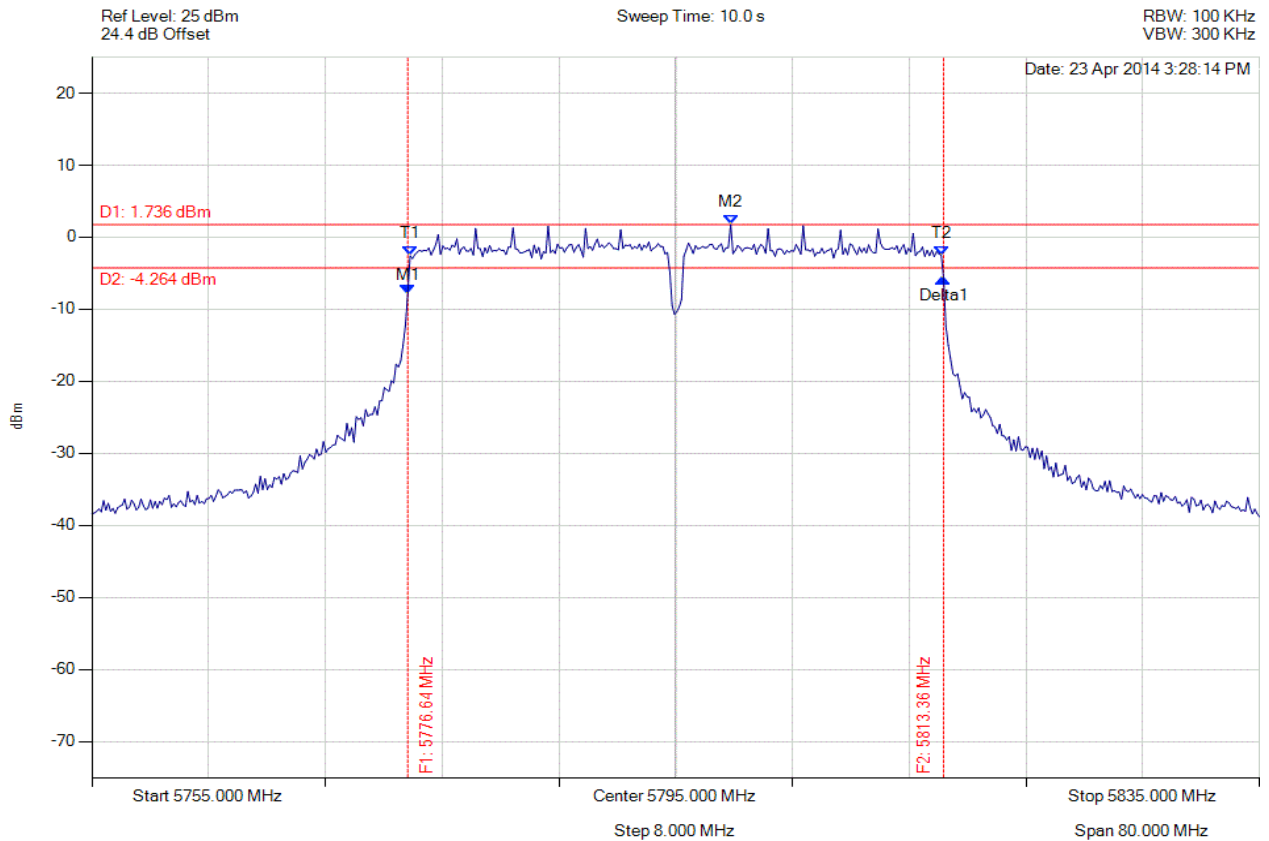


Title: Xirrus Inc. XI-AC1300, XI-AC867
To: FCC 47 CFR Part 15.247 & IC RSS-210
Serial #: XIRR04-U3 Rev A
Issue Date: 29th April 2014
Page: 438 of 572



6 dB & 99% BANDWIDTH

Variant: 802.11n HT-40, Channel: 5795.00 MHz, Chain a, Temp: Ambient, Voltage: 55 Vdc



Analyser Setup	Marker : Frequency : Amplitude	Test Results
Detector = MAX PEAK Sweep Count = 0 RF Atten (dB) = 20 Trace Mode = VIEW	M1 : 5776.643 MHz : -7.798 dBm M2 : 5798.768 MHz : 1.736 dBm Delta1 : 36.713 MHz : 2.154 dB T1 : 5776.804 MHz : -2.588 dBm T2 : 5813.196 MHz : -2.508 dBm OBW : 36.393 MHz	Measured 6 dB Bandwidth: 36.713 MHz Limit: ≥ 500.0 kHz Margin: -36.21 MHz

[Back to the Matrix](#)

This test report may be reproduced in full only. The document may only be updated by MiCOM Labs personnel. Any changes will be noted in the Document History section of the report.

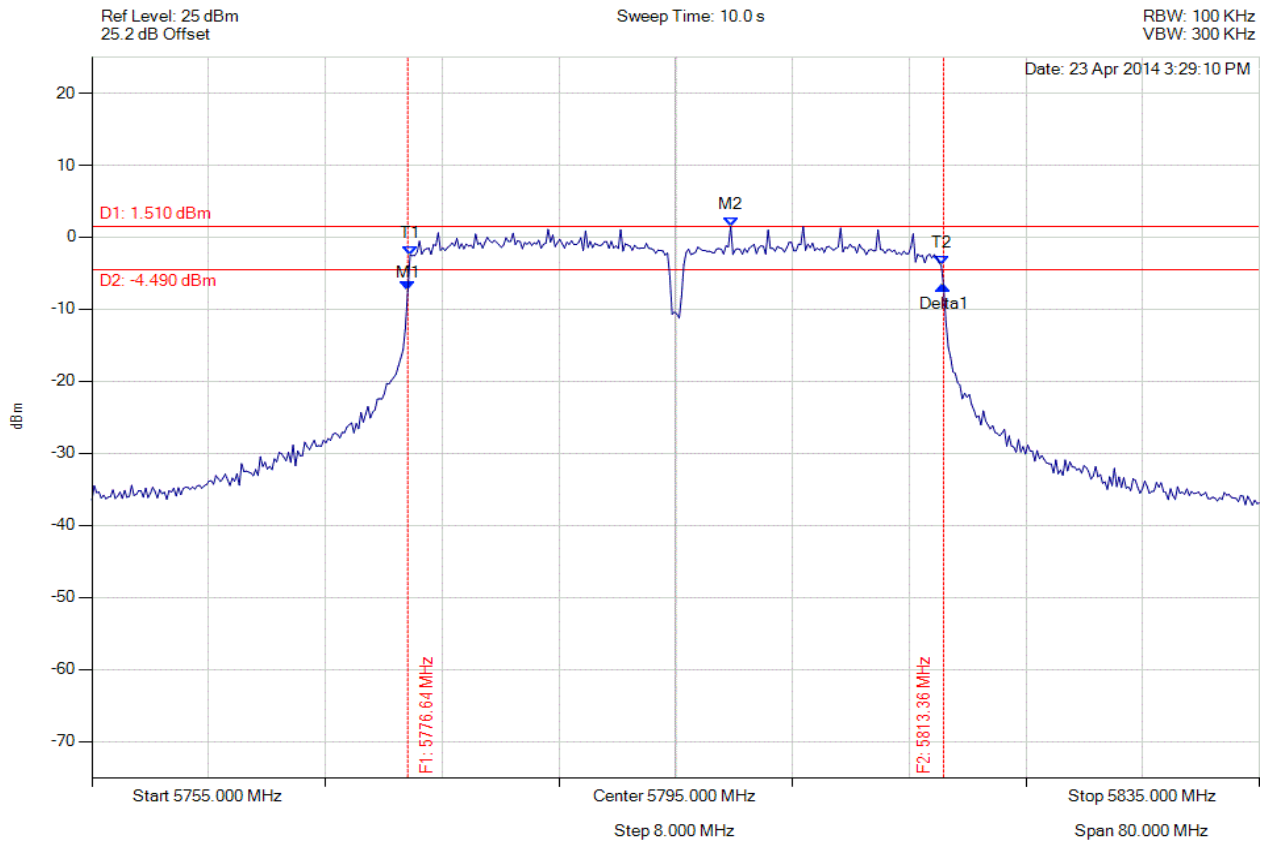


Title: Xirrus Inc. XI-AC1300, XI-AC867
To: FCC 47 CFR Part 15.247 & IC RSS-210
Serial #: XIRR04-U3 Rev A
Issue Date: 29th April 2014
Page: 439 of 572



6 dB & 99% BANDWIDTH

Variant: 802.11n HT-40, Channel: 5795.00 MHz, Chain b, Temp: Ambient, Voltage: 55 Vdc



Analyser Setup	Marker : Frequency : Amplitude	Test Results
Detector = MAX PEAK Sweep Count = 0 RF Atten (dB) = 20 Trace Mode = VIEW	M1 : 5776.643 MHz : -7.444 dBm M2 : 5798.768 MHz : 1.510 dBm Delta1 : 36.713 MHz : 0.673 dB T1 : 5776.804 MHz : -2.480 dBm T2 : 5813.196 MHz : -3.926 dBm OBW : 36.393 MHz	Measured 6 dB Bandwidth: 36.713 MHz Limit: ≥ 500.0 kHz Margin: -36.21 MHz

[Back to the Matrix](#)

This test report may be reproduced in full only. The document may only be updated by MiCOM Labs personnel. Any changes will be noted in the Document History section of the report.



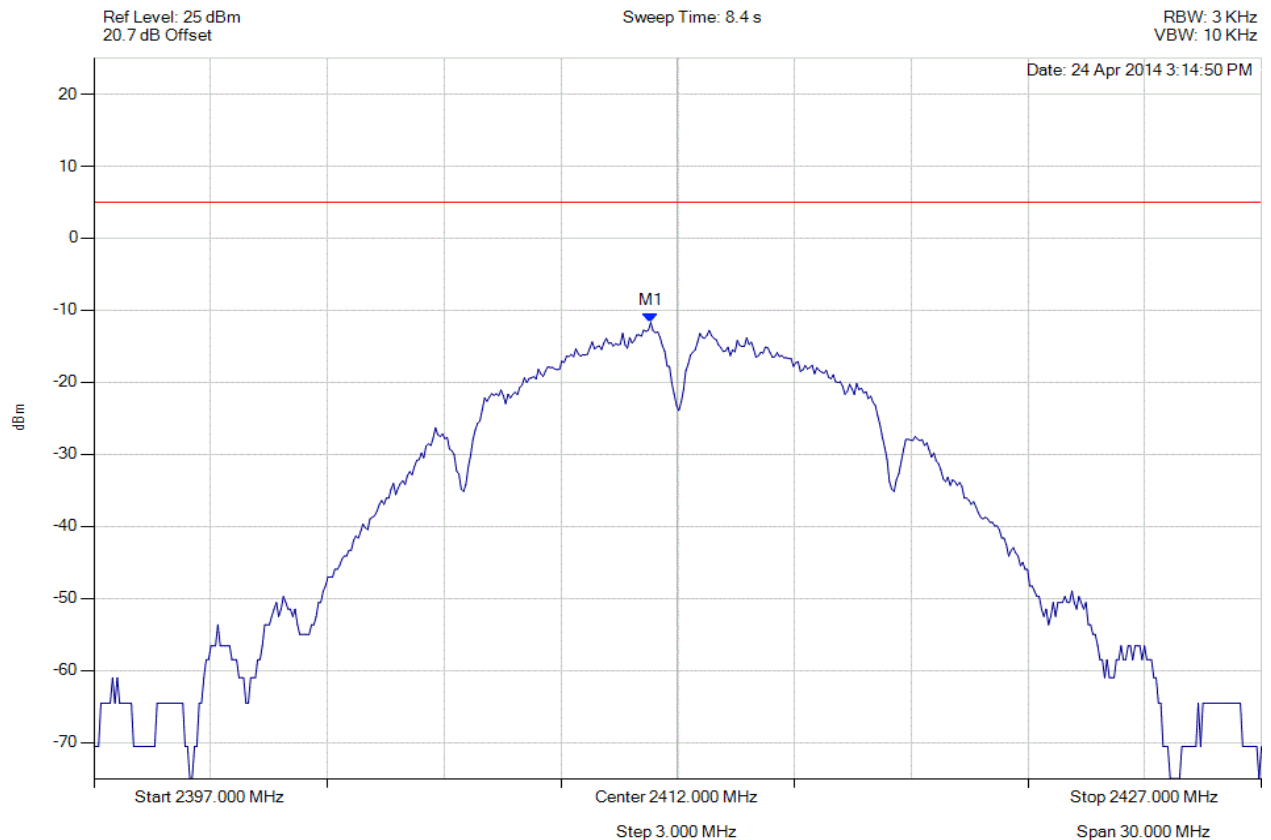
Title: Xirrus Inc. XI-AC1300, XI-AC867
To: FCC 47 CFR Part 15.247 & IC RSS-210
Serial #: XIRR04-U3 Rev A
Issue Date: 29th April 2014
Page: 440 of 572

A.2.2. Power Spectral Density



POWER SPECTRAL DENSITY - AVERAGE

Variant: 802.11b, Channel: 2412.00 MHz, Chain a, Temp: Ambient, Voltage: 55 Vdc



Analyser Setup	Marker : Frequency : Amplitude	Test Results
Detector = AVERAGE Sweep Count = 0 RF Atten (dB) = 20 Trace Mode = VIEW	M1 : 2411.309 MHz : -11.705 dBm	Limit: ≤ 4.990 dBm

[Back to the Matrix](#)

This test report may be reproduced in full only. The document may only be updated by MiCOM Labs personnel. Any changes will be noted in the Document History section of the report.