

# FCC Test Report

Report No.: AGC01284210402FE10

**FCC ID** : SK4BP-268

**PRODUCT DESIGNATION** : DMR digital and analog UHF portable Radio

**BRAND NAME** : BridgeCom

**MODEL NAME** : BP-268

**APPLICANT** : BridgeIP, LLC.

**DATE OF ISSUE** : May 28, 2021

**STANDARD(S)** : FCC Part 90 Rules

**REPORT VERSION** : V 1.0

Attestation of Global Compliance (Shenzhen) Co., Ltd



Any report having not been signed by authorized approver, or having been altered without authorization, or having not been stamped by the "Dedicated Testing/Inspection Stamp" is deemed to be invalid. Copying or excerpting portion of, or altering the content of the report is not permitted without the written authorization of AGC. The test results presented in the report apply only to the tested sample. Any objections to report issued by AGC should be submitted to AGC within 15days after the issuance of the test report. Further enquiry of validity or verification of the test report should be addressed to AGC by agc@agc-cert.com.

Attestation of Global Compliance(Shenzhen)Co., Ltd  
Attestation of Global Compliance(Shenzhen)Std & Tech Co., Ltd  
Tel: +86-755 2523 4088 E-mail: agc@agc-cert.com Web: <http://cn.agc-cert.com/>



### REPORT REVISE RECORD

Report Version	Revise Time	Issued Date	Valid Version	Notes
V1.0	/	May 28, 2021	Valid	Initial Release

Any report having not been signed by authorized approver, or having been altered without authorization, or having not been stamped by the "Dedicated Testing/Inspection Stamp" is deemed to be invalid. Copying or excerpting portion of, or altering the content of the report is not permitted without the written authorization of AGC. The test results presented in the report apply only to the tested sample. Any objections to report issued by AGC should be submitted to AGC within 15days after the issuance of the test report. Further enquiry of validity or verification of the test report should be addressed to AGC by agc@agc-cert.com.

Attestation of Global Compliance(Shenzhen)Co., Ltd  
Attestation of Global Compliance(Shenzhen)Std & Tech Co., Ltd  
Tel: +86-755 2523 4088 E-mail: agc@agc-cert.com Web: <http://cn.agc-cert.com/>



## TABLE OF CONTENTS

<b>1. GENERAL INFORMATION .....</b>	<b>5</b>
<b>2. PRODUCT INFORMATION .....</b>	<b>6</b>
2.1 PRODUCT TECHNICAL DESCRIPTION .....	6
2.2 TEST FREQUENCY LIST .....	7
2.3 RELATED SUBMITTAL(S) / GRANT (S) .....	8
2.4 TEST METHODOLOGY .....	8
2.5 CALCULATION OF EMISSION INDICATORS .....	8
2.6 SPECIAL ACCESSORIES .....	9
2.7 EQUIPMENT MODIFICATIONS .....	9
<b>3. TEST ENVIRONMENT .....</b>	<b>10</b>
3.1 ADDRESS OF THE TEST LABORATORY .....	10
3.2 TEST FACILITY .....	10
3.3 ENVIRONMENTAL CONDITIONS .....	11
3.4 MEASUREMENT UNCERTAINTY .....	11
3.5 LIST OF EQUIPMENTS USED .....	12
<b>4.SYSTEM TEST CONFIGURATION .....</b>	<b>13</b>
4.1 EUT CONFIGURATION .....	13
4.2 EUT EXERCISE .....	13
4.3 CONFIGURATION OF TESTED SYSTEM .....	13
4.4 EQUIPMENT USED IN TESTED SYSTEM .....	13
4.5 SUMMARY OF TEST RESULTS .....	14
<b>5.DESRIPTION OF TEST MODES .....</b>	<b>15</b>
<b>6.FREQUENCY TOLERANCE .....</b>	<b>16</b>
6.1 PROVISIONS APPLICABLE .....	16
6.2 MEASUREMENT PROCEDURE .....	16
6.3 MEASUREMENT SETUP .....	16
6.4 MEASUREMENT RESULTS .....	17
<b>7. EMISSION BANDWIDTH .....</b>	<b>19</b>
7.1 PROVISIONS APPLICABLE .....	19
7.2 MEASUREMENT PROCEDURE .....	19
7.3 MEASUREMENT SETUP .....	19
7.4 MEASUREMENT RESULTS .....	20
<b>8. SPURIOUS RATIATED EMISSION .....</b>	<b>26</b>
8.1 PROVISIONS APPLICABLE .....	26
8.2 MEASUREMENT PROCEDURE .....	26

Any report having not been signed by authorized approver, or having been altered without authorization, or having not been stamped by the "Dedicated Testing/Inspection Stamp" is deemed to be invalid. Copying or excerpting portion of, or altering the content of the report is not permitted without the written authorization of AGC. The test results presented in the report apply only to the tested sample. Any objections to report issued by AGC should be submitted to AGC within 15days after the issuance of the test report. Further enquiry of validity or verification of the test report should be addressed to AGC by agc@agc-cert.com.



8.3 MEASUREMENT SETUP .....	27
8.4 MEASUREMENT RESULTS.....	28
8.5 EMISSION MASK PLOT .....	34
<b>9.MODULATION CHARACTERISTICS .....</b>	<b>39</b>
9.1 PROVISIONS APPLICABLE.....	39
9.2 MEASUREMENT METHOD .....	39
9.3 MEASUREMENT SETUP .....	39
9.4 MEASUREMENT RESULTS.....	40
<b>10. MAXIMUM TRANSMITTER POWER .....</b>	<b>44</b>
10.1 PROVISIONS APPLICABLE.....	44
10.2 MEASUREMENT METHOD .....	44
10.3 MEASUREMENT METHOD .....	44
10.4 MEASUREMENT RESULTS .....	46
<b>11. SPURIOUS EMISSION ON ANTENNA PORT .....</b>	<b>50</b>
11.1 PROVISIONS APPLICABLE .....	50
11.2 MEASUREMENT METHOD.....	50
11.3 MEASUREMENT SETUP .....	50
11.4 MEASUREMENT RESULTS.....	51
<b>12.TRANSMITTER FREQUENCY BEHAVIOR.....</b>	<b>58</b>
12.1 PROVISIONS APPLICABLE.....	58
12.2 MEASUREMENT SETUP .....	58
12.3 MEASUREMENT METHOD .....	59
12.4 MEASUREMENT RESULTS.....	61
<b>13. AUDIO LOW PASS FILTER RESPONSE .....</b>	<b>62</b>
13.1 PROVISIONS APPLICABLE.....	62
13.2 MEASUREMENT METHOD .....	63
13.3 MEASUREMENT SETUP .....	63
13.4 MEASUREMENT RESULTS.....	64
<b>APPENDIX I: PHOTOGRAPHS OF TEST SETUP .....</b>	<b>66</b>
<b>APPENDIX II: PHOTOGRAPHS OF TEST EUT .....</b>	<b>68</b>

Any report having not been signed by authorized approver, or having been altered without authorization, or having not been stamped by the "Dedicated Testing/Inspection Stamp" is deemed to be invalid. Copying or excerpting portion of, or altering the content of the report is not permitted without the written authorization of AGC. The test results presented in the report apply only to the tested sample. Any objections to report issued by AGC should be submitted to AGC within 15days after the issuance of the test report. Further enquiry of validity or verification of the test report should be addressed to AGC by agc@agc-cert.com.



**1. GENERAL INFORMATION**

Applicant	BridgeIP, LLC.
Address	113 South Bridge Street Smithville, MO 64089,USA
Manufacturer	BridgeIP, LLC.
Address	113 South Bridge Street Smithville, MO 64089,USA
Factory	BridgeIP, LLC.
Address	113 South Bridge Street Smithville, MO 64089,USA
Product Designation	DMR digital and analog UHF portable Radio
Brand Name	BridgeCom
Test Model	BP-268
Deviation from Standard	None
Date of Receipt	Apr. 12, 2021
Date of Test	Apr. 12, 2021~May 28, 2021
Test Result	Pass

**WE HEREBY CERTIFY THAT:**

The above equipment was tested by Attestation of Global Compliance (Shenzhen) Co., Ltd. The data evaluation, test procedures, and equipment configurations shown in this report were made in accordance with the procedures given in ANSI/TIA-603-E-2016. The sample tested as described in this report is in compliance with the FCC Rules Part 90. The test results of this report relate only to the tested sample identified in this report.

Prepared By

*Donjon Huang*Donjon Huang  
(Project Engineer)

May 28, 2021

Reviewed By

*Calvin Liu*Calvin Liu  
(Reviewer)

May 28, 2021

Approved By

*Forrest Lei*Forrest Lei  
Authorized Officer

May 28, 2021

Any report having not been signed by authorized approver, or having been altered without authorization, or having not been stamped by the "Dedicated Testing/Inspection Stamp" is deemed to be invalid. Copying or excerpting portion of, or altering the content of the report is not permitted without the written authorization of AGC. The test results presented in the report apply only to the tested sample. Any objections to report issued by AGC should be submitted to AGC within 15 days after the issuance of the test report. Further enquiry of validity or verification of the test report should be addressed to AGC by agc@agc-cert.com.

Attestation of Global Compliance(Shenzhen)Co., Ltd

Attestation of Global Compliance(Shenzhen)Std &amp; Tech Co., Ltd

Tel: +86-755 2523 4088 E-mail: agc@agc-cert.com Web: http://cn.agc-cert.com/



## 2. PRODUCT INFORMATION

### 2.1 PRODUCT TECHNICAL DESCRIPTION

Hardware Version	VER3	
Software Version	V1	
Power Supply	DC 7.4V,2600mAh by battery, charging for DC8.4V	
Adapter Information	Input: AC 100-240V, 50-60Hz, 0.25A Output: DC 12V 500mA	
Communication Type	Voice / Data	
Operation Frequency Range	From 450MHz to 512MHz--UHF	
Modulation Type	Analog Voice:	FM
	Digital Voice/Digital Data:	4FSK
Digital Type	DMR	
Channel Separation	Analog Voice:	12.5 kHz
	Digital Voice/Digital Data:	12.5 kHz
Support Data Rate	9600bps	
Emission Designator	Analog Voice:	11K0F3E
	Digital Voice/Digital Data:	<input checked="" type="checkbox"/> UHF:7K40F1D-6W-12.5kHz <input checked="" type="checkbox"/> UHF:7K39F1W-6W-12.5kHz
Rated Output Power	UHF:6W/1W (It was fixed by the manufacturer, any individual can't arbitrarily change it.)	
Maximum Transmitter Power	UHF: 37.73dBm(6W-12.5kHz)      UHF: 29.91dBm(1W-12.5kHz)	
Antenna Designation	Detachable Antenna	
Antenna Gain	2.15dBi	

#### Note:

1. The product has the same digital working characters when operating in both two digitized voice/data mode. So only one set of test results for digital modulation modes are provided in this test report.
2. This equipment is capable of supporting a minimum data rate of 4800 bits per second per 6.25 kHz of channel bandwidth. DMR interphone's bandwidth is 12.5 kHz, and it has a double time slot, one is the speech time slot, one is the data time slot, just language sequence is satisfied with 4800 bps/6.25 kHz BW.

Any report having not been signed by authorized approver, or having been altered without authorization, or having not been stamped by the "Dedicated Testing/Inspection Stamp" is deemed to be invalid. Copying or excerpting portion of, or altering the content of the report is not permitted without the written authorization of AGC. The test results presented in the report apply only to the tested sample. Any objections to report issued by AGC should be submitted to AGC within 15days after the issuance of the test report. Further enquiry of validity or verification of the test report should be addressed to AGC by agc@agc-cert.com.

Attestation of Global Compliance(Shenzhen)Co., Ltd  
Attestation of Global Compliance(Shenzhen)Std & Tech Co., Ltd  
Tel: +86-755 2523 4088 E-mail: agc@agc-cert.com Web: http://cn.agc-cert.com/



## 2.2 TEST FREQUENCY LIST

Operation mode	Channel Separation	Operation Frequency Range	Test channel	Test Frequency
Analog/ Digital	12.5 kHz	450-520MHz	Bottom	450.025 MHz
	12.5 kHz	450-520MHz	Middle	453.2125 MHz
	12.5 kHz	450-520MHz	Middle	458.2125 MHz
	12.5 kHz	450-520MHz	Middle	480.025 MHz
	12.5 kHz	450-520MHz	Top	511.975 MHz

### Note:

In section KDB 634817 D01 Sections II) (f) (1) and (2):

Test at least one frequency in each band for each rule part applied under and ensure the device is capable of operating on the frequency under each rule part. This requirement may result in testing on multiple frequencies. Testing on one frequency may be acceptable if multiple listed bands for a rule part with a continuous frequency range are split to remove a conflict with other rules and the technical requirements in the split bands are the same. Additional requirements for RF exposure may apply.

Any report having not been signed by authorized approver, or having been altered without authorization, or having not been stamped by the "Dedicated Testing/Inspection Stamp" is deemed to be invalid. Copying or excerpting portion of, or altering the content of the report is not permitted without the written authorization of AGC. The test results presented in the report apply only to the tested sample. Any objections to report issued by AGC should be submitted to AGC within 15 days after the issuance of the test report. Further enquiry of validity or verification of the test report should be addressed to AGC by [agc@agc-cert.com](mailto:agc@agc-cert.com).

Attestation of Global Compliance(Shenzhen)Co., Ltd  
Attestation of Global Compliance(Shenzhen)Std & Tech Co., Ltd  
Tel: +86-755 2523 4088 E-mail: [agc@agc-cert.com](mailto:agc@agc-cert.com) Web: <http://cn.agc-cert.com/>



## 2.3 RELATED SUBMITTAL(S) / GRANT (S)

This submittal(s) (test report) is intended for FCC ID: **SK4BP-268**, filing to comply with Part 2, Part 90 of the Federal Communication Commission rules.

## 2.4 TEST METHODOLOGY

The tests were performed according to following standards:

No.	Identity	Document Title
1	FCC 47 CFR Part 90	Private Land Mobile Radio Services
2	FCC 47 CFR Part 2	Frequency allocations and radio treaty matters; general rules and regulations
3	ANSI/TIA-603-E	Land Mobile FM or PM Communications Equipment Measurement and Performance Standards
4	ANSI C63.26-2015	American National Standard for Compliance Testing of Transmitters Used in Licensed Radio Services
5	KDB 971168 D01	KDB 971168 D01 Power Meas License Digital Systems v03r01
6	KDB 579009 D03	KDB 579009 D03 Applications Part 90 Refarming Bands v01
7	KDB 634817 D01	KDB 634817 D01 Freq Range Listing for Grants v04r01

## 2.5 CALCULATION OF EMISSION INDICATORS

FCC Rules and Regulations Part 2.202: Necessary Bandwidth and Emission Bandwidth

### For FM Mode (ChannelSpacing: 12.5kHz)

Emission Designator 11K0F3E

In this case, the maximum modulating frequency is 3.0 kHz with a 2.5 kHz deviation.

$$BW = 2(M+D) = 2*(3.0 \text{ kHz} + 2.5 \text{ kHz}) = 11 \text{ kHz} = 11K0$$

F3E portion of the designator represents an FM voice transmission.

Therefore, the entire designator for 12.5 kHz channel spacing FM mode is 11K0F3E.

### For FM Mode (Channel Spacing: 25kHz)

Emission Designator 16K0F3E

In this case, the maximum modulating frequency is 3.0 kHz with a 5.0 kHz deviation.

$$BW = 2(M+D) = 2*(3.0 \text{ kHz} + 5.0 \text{ kHz}) = 16 \text{ kHz} = 16K0$$

F3E portion of the designator represents an FM voice transmission.

Therefore, the entire designator for 25 kHz channel spacing FM mode is 16K0F3E.

### For Digital Mode (Channel Spacing: 12.5 kHz)

Emission Designator 7K60F1D and 7K60F1W

The 99% energy rule was used for digital mode. It basically states that 99% of the modulation energy falls within X kHz, in this case, 7.60 kHz.

F1D and F1W portion of the designator indicates digital information.

Therefore, the entire designator for 12.5 kHz channel spacing digital mode is 7K60F1D and 7K60F1W.

Any report having not been signed by authorized approver, or having been altered without authorization, or having not been stamped by the "Dedicated Testing/Inspection Stamp" is deemed to be invalid. Copying or excerpting portion of, or altering the content of the report is not permitted without the written authorization of AGC. The test results presented in the report apply only to the tested sample. Any objections to report issued by AGC should be submitted to AGC within 15 days after the issuance of the test report. Further enquiry of validity or verification of the test report should be addressed to AGC by agc@agc-cert.com.

Attestation of Global Compliance(Shenzhen)Co., Ltd

Attestation of Global Compliance(Shenzhen)Std & Tech Co., Ltd

Tel: +86-755 2523 4088 E-mail: agc@agc-cert.com Web: http://cn.agc-cert.com/



## 2.6 SPECIAL ACCESSORIES

Not available for this EUT intended for grant.

## 2.7 EQUIPMENT MODIFICATIONS

Not available for this EUT intended for grant.

Any report having not been signed by authorized approver, or having been altered without authorization, or having not been stamped by the "Dedicated Testing/Inspection Stamp" is deemed to be invalid. Copying or excerpting portion of, or altering the content of the report is not permitted without the written authorization of AGC. The test results presented in the report apply only to the tested sample. Any objections to report issued by AGC should be submitted to AGC within 15days after the issuance of the test report. Further enquiry of validity or verification of the test report should be addressed to AGC by [agc@agc-cert.com](mailto:agc@agc-cert.com).

Attestation of Global Compliance(Shenzhen)Co., Ltd

Attestation of Global Compliance(Shenzhen)Std & Tech Co., Ltd

Tel: +86-755 2523 4088 E-mail: [agc@agc-cert.com](mailto:agc@agc-cert.com) Web: <http://cn.agc-cert.com/>



### 3. TEST ENVIRONMENT

#### 3.1 ADDRESS OF THE TEST LABORATORY

Laboratory: Attestation of Global Compliance (Shenzhen) Co., Ltd.

Address: 1-2/F, Building 19, Junfeng Industrial Park, Chongqing Road, Heping Community, Fuhai Street, Bao'an District, Shenzhen, Guangdong, China

#### 3.2 TEST FACILITY

The test facility is recognized, certified, or accredited by the following organizations:

##### **CNAS-Lab Code: L5488**

Attestation of Global Compliance (Shenzhen) Co., Ltd. has been assessed and proved to be in compliance with CNAS-CL01 Accreditation Criteria for Testing and Calibration Laboratories (identical to ISO/IEC17025: 2017 General Requirements) for the Competence of Testing and Calibration Laboratories.

##### **A2LA-Lab Cert. No.: 5054.02**

Attestation of Global Compliance (Shenzhen) Co., Ltd. EMC Laboratory has been accredited by A2LA for technical competence in the field of electrical testing, and proved to be in compliance with ISO/IEC 17025: 2017 General Requirements for the Competence of Testing and Calibration Laboratories and any additional program requirements in the identified field of testing.

##### **FCC-Registration No.: 975832**

Attestation of Global Compliance (Shenzhen) Co., Ltd. EMC Laboratory has been registered and fully described in a report filed with the FCC (Federal Communications Commission). The acceptance letter from the FCC is maintained in our files with Registration 975832.

##### **IC-Registration No.: 24842**

Attestation of Global Compliance (Shenzhen) Co., Ltd. EMC Laboratory has been registered and fully described in a report filed with the Certification and Engineering Bureau of Industry Canada. The acceptance letter from the IC is maintained in our files with Registration 24842.

Any report having not been signed by authorized approver, or having been altered without authorization, or having not been stamped by the "Dedicated Testing/Inspection Stamp" is deemed to be invalid. Copying or excerpting portion of, or altering the content of the report is not permitted without the written authorization of AGC. The test results presented in the report apply only to the tested sample. Any objections to report issued by AGC should be submitted to AGC within 15days after the issuance of the test report. Further enquiry of validity or verification of the test report should be addressed to AGC by agc@agc-cert.com.

Attestation of Global Compliance(Shenzhen)Co., Ltd  
Attestation of Global Compliance(Shenzhen)Std & Tech Co., Ltd  
Tel: +86-755 2523 4088 E-mail: agc@agc-cert.com Web: <http://cn.agc-cert.com/>



### 3.3 ENVIRONMENTAL CONDITIONS

	NORMAL CONDITIONS	EXTREME CONDITIONS
Temperature range (°C)	15 - 35	-20 - 50
Relative humidity range	20 % - 75 %	20 % - 75 %
Pressure range (kPa)	86 - 106	86 - 106
Power supply	DC 7.4V	LV:DC 6.29V/HV: DC 8.51V
Note: The Extreme Temperature and Extreme Voltages declared by the manufacturer.		

### 3.4 MEASUREMENT UNCERTAINTY

The reported uncertainty of measurement  $y \pm U$ , where expanded uncertainty  $U$  is based on a standard uncertainty multiplied by a coverage factor of  $k=2$ , providing a level of confidence of approximately 95%.

Test Items	Measurement Uncertainty
Frequency stability	$\pm 0.5\%$
Transmitter power conducted	$\pm 0.8\text{dB}$
Transmitter power Radiated	$\pm 1.3\text{dB}$
Conducted spurious emission 9kHz-40 GHz	$\pm 2.7\text{dB}$
Conducted Emission	$\pm 3.2\text{ dB}$
Radiated Emission below 1GHz	$\pm 3.9\text{ dB}$
Radiated Emission above 1GHz	$\pm 4.8\text{ dB}$
Occupied Channel Bandwidth	$\pm 2\%$
FM deviation	$\pm 2\%$
Audio level	$\pm 0.98\text{dB}$
Low Pass Filter Response	$\pm 0.65\text{dB}$
Modulation Limiting	0.42 %
Transient Frequency Behavior	6.8 %

Any report having not been signed by authorized approver, or having been altered without authorization, or having not been stamped by the "Dedicated Testing/Inspection Stamp" is deemed to be invalid. Copying or excerpting portion of, or altering the content of the report is not permitted without the written authorization of AGC. The test results presented in the report apply only to the tested sample. Any objections to report issued by AGC should be submitted to AGC within 15days after the issuance of the test report. Further enquiry of validity or verification of the test report should be addressed to AGC by [agc@agc-cert.com](mailto:agc@agc-cert.com).

Attestation of Global Compliance(Shenzhen)Co., Ltd  
Attestation of Global Compliance(Shenzhen)Std & Tech Co., Ltd  
Tel: +86-755 2523 4088 E-mail: [agc@agc-cert.com](mailto:agc@agc-cert.com) Web: <http://cn.agc-cert.com/>



### 3.5 LIST OF EQUIPMENTS USED

Equipment	Manufacturer	Model	S/N	Cal. Date	Cal. Due
TEST RECEIVER	R&S	ESCI	10096	Apr. 14, 2021	Apr. 13, 2022
EXA Signal Analyzer	Aglient	N9020A	W1312-60196	Aug. 21, 2020	Aug. 20, 2021
EXA Signal Analyzer	Aglient	N9020A	MY52090123	Sep. 03, 2020	Sep. 02, 2021
Horn antenna	SCHWARZBECK	BBHA 9170	#768	Sep.16, 2019	Sep.15, 2021
preamplifier	ChengYi	EMC184045SE	980508	Sep. 23, 2019	Sep. 22, 2021
Double-Ridged Waveguide Horn	ETS LINDGREN	3117	00034609	Apr. 23, 2021	Apr. 22, 2023
Broadband Preamplifier	SCHWARZBECK	BBV 9718	9718-205	Jun. 07, 2020	Jun. 08, 2021
HORN ANTENNA	EM	EM-AH-10180	/	Feb. 26, 2021	Feb. 25, 2022
SIGNAL GENERATOR	AGILENT	E4421B	MY43351603	Jun. 08, 2020	Jun. 07, 2021
SIGNAL GENERATOR	R&S	SMT03	A0304261	Jun. 09, 2020	Jun. 08, 2021
ANTENNA	SCHWARZBECK	VULB9168	VULB9168-494	Jan. 08, 2021	Jan. 07, 2023
ANTENNA	SCHWARZBECK	VULB9168	D69250	Sep. 20, 2019	Sep. 19, 2021
Active loop antenna (9K-30MHz)	ZHINAN	ZN30900C	18051	Jun. 11, 2020	Jun. 10, 2021
Modulation Domain Analyzer	HP	53310A	3121A02467	Aug. 26, 2020	Aug. 25, 2021
Small environmental tester	ESPEC	SH-242	--	Sep. 03, 2020	Sep. 02, 2022
RF Communication Test Set	HP	8920B	--	Jun. 09, 2020	Jun. 08, 2021
Attenuator	Weinachel Corp	58-30-33	ML030	Oct. 26, 2020	Oct. 25, 2021
RF Cable	R&S	1#	--	Each time	N/A
RF Cable	R&S	2#	--	Each time	N/A
Fliter-UHF	Microwave	N25155M2	498705	May 11, 2020	May 10, 2021
Fliter-UHF	Microwave	N25155M2	498705	May 09, 2021	May 08, 2022

Any report having not been signed by authorized approver, or having been altered without authorization, or having not been stamped by the "Dedicated Testing/Inspection Stamp" is deemed to be invalid. Copying or excerpting portion of, or altering the content of the report is not permitted without the written authorization of AGC. The test results presented in the report apply only to the tested sample. Any objections to report issued by AGC should be submitted to AGC within 15days after the issuance of the test report. Further enquiry of validity or verification of the test report should be addressed to AGC by agc@agc-cert.com.

Attestation of Global Compliance(Shenzhen)Co., Ltd  
Attestation of Global Compliance(Shenzhen)Std & Tech Co., Ltd  
Tel: +86-755 2523 4088 E-mail: agc@agc-cert.com Web: http://cn.agc-cert.com/



## 4.SYSTEM TEST CONFIGURATION

### 4.1 EUT CONFIGURATION

The EUT configuration for testing is installed on RF field strength measurement to meet the Commission's requirement and operating in a manner which intends to maximize its emission characteristics in a continuous normal application.

### 4.2 EUT EXERCISE

The Transmitter was operated in the normal operating mode. The TX frequency was fixed which was for the purpose of the measurements.

### 4.3 CONFIGURATION OF TESTED SYSTEM

Fig. 2-1 Configuration of Tested System



Table 2-1 Equipment Used in Tested System

### 4.4 EQUIPMENT USED IN TESTED SYSTEM

The Following Peripheral Devices And Interface Cables Were Connected During The Measurement:

- ☐ Test Accessories Come From The Laboratory  
☒ Test Accessories Come From The Manufacturer

Item	Equipment	Model No.	Identifier	Note
1	DMR digital and analog UHF portable Radio	BP-268	FCC ID: SK4BP-268	EUT
2	Battery	QB-51HL	DC 7.4V 2600mAh	Accessories
3	Back clip	N/A	N/A	Accessories
4	Adapter	SAW06F-120-0500 UD	Input: 100-240V, 50/60Hz, 0.25A Output: DC 5V 0.5A	Accessories
5	Charger	N/A	N/A	

Any report having not been signed by authorized approver, or having been altered without authorization, or having not been stamped by the "Dedicated Testing/Inspection Stamp" is deemed to be invalid. Copying or excerpting portion of, or altering the content of the report is not permitted without the written authorization of AGC. The test results presented in the report apply only to the tested sample. Any objections to report issued by AGC should be submitted to AGC within 15days after the issuance of the test report. Further enquiry of validity or verification of the test report should be addressed to AGC by agc@agc-cert.com.

Attestation of Global Compliance(Shenzhen)Co., Ltd  
Attestation of Global Compliance(Shenzhen)Std & Tech Co., Ltd  
Tel: +86-755 2523 4088 E-mail: agc@agc-cert.com Web: http://cn.agc-cert.com/



#### 4.5 SUMMARY OF TEST RESULTS

Item	FCC Rules	Description Of Test	Result
1	FCC PART 90	Antenna Equipment	Pass
2	§90.205& 2.1046	Maximum Transmitter Power	Pass
3	§90.207& 2.1047	Modulation Characteristic	Pass
4	§2.1047	Audio Low Pass Filter Response	Pass
5	§90.209& 2.1049	Occupied Bandwidth	Pass
6	§90.210& 2.1049	Emission Mask	Pass
7	§90.213& 2.1055	Frequency Tolerance	Pass
8	§90.214	Transmitter Frequency Behavior	Pass
9	§90.210& 2.1051	Spurious Emission on Antenna Port	Pass
10	§90.210& 2.1053	Spurious Radiated Emission	Pass

Any report having not been signed by authorized approver, or having been altered without authorization, or having not been stamped by the "Dedicated Testing/Inspection Stamp" is deemed to be invalid. Copying or excerpting portion of, or altering the content of the report is not permitted without the written authorization of AGC. The test results presented in the report apply only to the tested sample. Any objections to report issued by AGC should be submitted to AGC within 15days after the issuance of the test report. Further enquiry of validity or verification of the test report should be addressed to AGC by agc@agc-cert.com.

Attestation of Global Compliance(Shenzhen)Co., Ltd  
Attestation of Global Compliance(Shenzhen)Std & Tech Co., Ltd  
Tel: +86-755 2523 4088 E-mail: agc@agc-cert.com Web: http://cn.agc-cert.com/



## 5.DESCRPTION OF TEST MODES

The EUT (**DMR digital and analog UHF portable Radio** ) has been tested under normal operating condition. (The top channel, the middle channel and the bottom channel) are chosen for testing at each channel separation.

NO.	TEST MODE DESCRIPTION	CHANNEL SEPARATION
1	TX Bottom channel-UHF	12.5 kHz
2	TX Middle channel-UHF	12.5 kHz
3	TX Middle channel-UHF	12.5 kHz
3	TX Middle channel-UHF	12.5 kHz
4	TX Top channel-UHF	12.5 kHz

Note:

1. Only the result of the worst case was recorded in the report, if no other cases.
2. The battery is full-charged during the test.
3. For Radiated Emission, 3axis were chosen for testing for each applicable mode.
4. For Conducted Test method, a temporary antenna connector is provided by the manufacture.
5. Manufacturers use computer PC programming software to switch and operate frequency points, refer to the instructions for details

Any report having not been signed by authorized approver, or having been altered without authorization, or having not been stamped by the "Dedicated Testing/Inspection Stamp" is deemed to be invalid. Copying or excerpting portion of, or altering the content of the report is not permitted without the written authorization of AGC. The test results presented in the report apply only to the tested sample. Any objections to report issued by AGC should be submitted to AGC within 15days after the issuance of the test report. Further enquiry of validity or verification of the test report should be addressed to AGC by agc@agc-cert.com.

Attestation of Global Compliance(Shenzhen)Co., Ltd  
Attestation of Global Compliance(Shenzhen)Std & Tech Co., Ltd  
Tel: +86-755 2523 4088 E-mail: agc@agc-cert.com Web: <http://cn.agc-cert.com/>



## 6.FREQUENCY TOLERANCE

### 6.1 PROVISIONS APPLICABLE

- According to FCC §2.1055,§90.213, the frequency stability shall be measured with variation of ambient temperature from  $-30^{\circ}\text{C}$  to  $+50^{\circ}\text{C}$  centigrade.
- According to FCC Part 2 Section 2.1055(d)(2), for battery powered equipment, the frequency stability shall be measured with reducing primary supply voltage to the battery operating end point, which is specified by the manufacturer.
- According to FCC Part 90 Section 90.213, the frequency tolerance must be maintained within 0.00025% for 12.5 kHz channel separation and 0.0001% for 6.25 kHz channel separation.

### 6.2 MEASUREMENT PROCEDURE

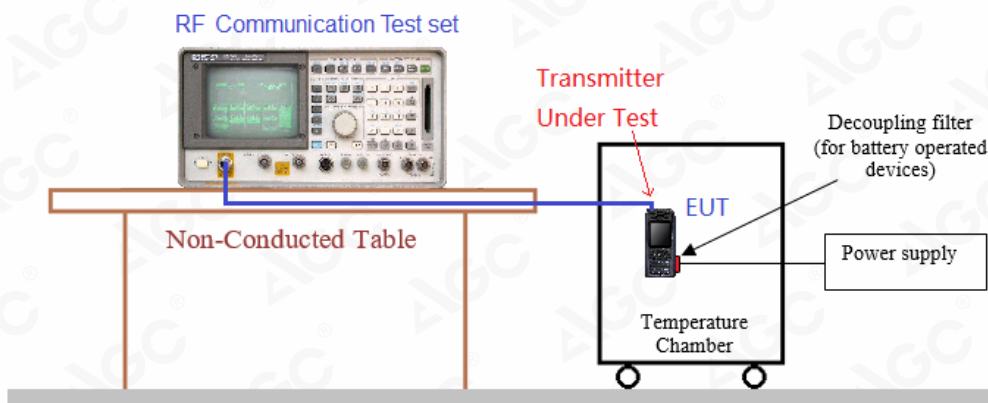
#### 6.2.1 Frequency stability versus environmental temperature

- Setup the configuration per figure 1 for frequencies measurement inside an environment chamber, Install new battery in the EUT.
- Turn on EUT and set SA center frequency to the EUT radiated frequency. Set SA Resolution Bandwidth to 1kHz and Video Resolution Bandwidth to 1kHz and Frequency Span to 50kHz. Record this frequency as reference frequency.
- Set the temperature of chamber to  $50^{\circ}\text{C}$ . Allow sufficient time (approximately 30 min) for the temperature of the chamber to stabilize. While maintaining a constant temperature inside the chamber, turn the EUT on and measure the EUT operating frequency.
- Repeat step 2 with a  $10^{\circ}\text{C}$  decreased per stage until the lowest temperature  $-30^{\circ}\text{C}$  is measured, record all measured frequencies on each temperature step.

#### 6.2.2 Frequency stability versus input voltage

- Setup the configuration per figure 1 for frequencies measured at temperature if it is within  $15^{\circ}\text{C}$  to  $25^{\circ}\text{C}$ . Otherwise, an environment chamber set for a temperature of  $20^{\circ}\text{C}$  shall be used. The EUT shall be powered by DC 7.4V.
- Set SA center frequency to the EUT radiated frequency. Set SA Resolution Bandwidth to 1 kHz and Video Resolution Bandwidth to 1kHz. Record this frequency as reference frequency.
- Supply the EUT primary voltage at the operating end point which is specified by manufacturer and record the frequency.

### 6.3 MEASUREMENT SETUP



Any report having not been signed by authorized approver, or having been altered without authorization, or having not been stamped by the "Dedicated Testing/Inspection Stamp" is deemed to be invalid. Copying or excerpting portion of, or altering the content of the report is not permitted without the written authorization of AGC. The test results presented in the report apply only to the tested sample. Any objections to report issued by AGC should be submitted to AGC within 15 days after the issuance of the test report. Further enquiry of validity or verification of the test report should be addressed to AGC by agc@agc-cert.com.

#### 6.4 MEASUREMENT RESULTS

12.5 kHz Channel Separation, Analog modulation, Assigned Frequency For UHF-6W								
Test conditions		Frequency error (ppm)					Limit (ppm)	Result
Voltage (V)	Temp (°C)	Test Frequency (MHz)						
		450.025	453.2125	458.2125	480.025	511.975		
7.40	-30	0.380	0.653	0.638	0.437	0.889	2.5	Pass
	-20	0.643	1.088	1.053	0.791	0.518		
	-10	0.610	0.995	0.899	0.656	0.322		
	0	0.820	0.860	0.805	0.992	0.577		
	10	0.647	0.851	1.052	0.964	0.733		
	20	0.748	0.613	0.802	0.838	0.998		
	30	0.864	1.030	0.796	0.918	0.505		
	40	1.036	0.752	0.605	0.596	0.878		
	50	0.861	0.870	0.645	0.852	0.601		
8.51	20	0.863	0.949	0.663	0.709	0.899		
6.29	20	0.965	1.088	0.680	0.331	0.395		

12.5 kHz Channel Separation, Analog modulation, Assigned Frequency For UHF-1W								
Test conditions		Frequency error (ppm)					Limit (ppm)	Result
Voltage (V)	Temp (°C)	Test Frequency (MHz)						
		450.025	453.2125	458.2125	480.025	511.975		
7.40	-30	0.922	0.930	0.952	0.412	0.821	2.5	Pass
	-20	0.880	1.098	1.071	0.508	0.905		
	-10	0.721	1.042	0.894	0.825	0.713		
	0	0.758	0.745	0.723	0.758	0.645		
	10	1.085	0.700	0.745	0.568	0.958		
	20	0.926	0.958	0.692	0.785	0.893		
	30	0.779	0.544	0.649	0.603	0.852		
	40	1.009	0.582	0.538	0.366	0.657		
	50	0.975	0.756	0.733	0.631	0.486		
8.51	20	0.922	0.930	0.952	0.412	0.821		
6.29	20	0.880	1.098	1.071	0.508	0.905		

Any report having not been signed by authorized approver, or having been altered without authorization, or having not been stamped by the "Dedicated Testing/Inspection Stamp" is deemed to be invalid. Copying or excerpting portion of, or altering the content of the report is not permitted without the written authorization of AGC. The test results presented in the report apply only to the tested sample. Any objections to report issued by AGC should be submitted to AGC within 15days after the issuance of the test report. Further enquiry of validity or verification of the test report should be addressed to AGC by agc@agc-cert.com.



12.5 kHz Channel Separation, Digital modulation, Assigned Frequency For UHF-6W								
Test conditions		Frequency error (ppm)					Limit (ppm)	Result
Voltage (V)	Temp (°C)	Test Frequency (MHz)						
		450.025	453.2125	458.2125	480.025	511.975		
7.40	-30	1.078	0.668	0.892	0.419	0.413	2.5	Pass
	-20	0.753	0.708	0.512	0.860	0.535		
	-10	0.869	0.853	1.092	0.447	0.611		
	0	0.876	1.076	0.713	0.858	0.910		
	10	0.538	1.080	0.931	0.660	0.316		
	20	0.860	0.923	0.971	0.942	0.598		
	30	0.952	0.630	0.759	0.370	0.786		
	40	0.684	0.876	1.081	0.966	0.992		
	50	0.723	0.725	0.726	0.386	0.486		
8.51	20	1.078	0.668	0.892	0.419	0.413	2.5	Pass
6.29	20	0.753	0.708	0.512	0.860	0.535		

12.5 kHz Channel Separation, Digital modulation, Assigned Frequency For UHF-1W								
Test conditions		Frequency error (ppm)					Limit (ppm)	Result
Voltage (V)	Temp (°C)	Test Frequency (MHz)						
		450.025	453.2125	458.2125	480.025	511.975		
7.40	-30	0.986	1.025	1.076	0.348	0.982	2.5	Pass
	-20	0.516	0.804	0.551	0.466	0.876		
	-10	0.890	0.687	0.525	0.970	0.683		
	0	0.877	0.839	0.530	0.476	0.526		
	10	0.886	1.057	0.875	0.939	0.414		
	20	1.098	1.067	0.814	0.713	0.526		
	30	0.712	1.034	0.588	0.398	0.660		
	40	0.974	0.827	0.787	0.723	0.801		
	50	0.833	0.825	0.789	0.601	0.758		
8.51	20	0.986	1.025	1.076	0.348	0.982	2.5	Pass
6.29	20	0.516	0.804	0.551	0.466	0.876		

Any report having not been signed by authorized approver, or having been altered without authorization, or having not been stamped by the "Dedicated Testing/Inspection Stamp" is deemed to be invalid. Copying or excerpting portion of, or altering the content of the report is not permitted without the written authorization of AGC. The test results presented in the report apply only to the tested sample. Any objections to report issued by AGC should be submitted to AGC within 15 days after the issuance of the test report. Further enquiry of validity or verification of the test report should be addressed to AGC by agc@agc-cert.com.

Attestation of Global Compliance(Shenzhen)Co., Ltd  
Attestation of Global Compliance(Shenzhen)Std & Tech Co., Ltd  
Tel: +86-755 2523 4088 E-mail: agc@agc-cert.com Web: http://cn.agc-cert.com/



## 7. EMISSION BANDWIDTH

### 7.1 PROVISIONS APPLICABLE

FCC Part 90.209 & FCC Part 2.1049:

The authorized bandwidth shall be 11.25 kHz for 12.5 kHz channel separation and 6 kHz for 6.25 kHz channel separation.

### 7.2 MEASUREMENT PROCEDURE

1. The EUT was modulated by 2.5kHz sine wave audio signal; the level of the audio signal employed is 16dB greater than that necessary to produce 50% of rated system deviation.

Rated system deviation is 2.5 kHz for 12.5kHz channel spacing).

2. Spectrum set as follow:


Centre frequency = fundamental frequency, span=50kHz for 12.5kHz channel spacing, RBW=100Hz, VBW=300Hz, Sweep = auto,

Detector function = peak, Trace = max hold

3. Set 99% Occupied Bandwidth and 26dB Occupied Bandwidth.

4. Measure and record the results in the test report.

### 7.3 MEASUREMENT SETUP



Any report having not been signed by authorized approver, or having been altered without authorization, or having not been stamped by the "Dedicated Testing/Inspection Stamp" is deemed to be invalid. Copying or excerpting portion of, or altering the content of the report is not permitted without the written authorization of AGC. The test results presented in the report apply only to the tested sample. Any objections to report issued by AGC should be submitted to AGC within 15 days after the issuance of the test report. Further enquiry of validity or verification of the test report should be addressed to AGC by agc@agc-cert.com.

Attestation of Global Compliance(Shenzhen)Co., Ltd

Attestation of Global Compliance(Shenzhen)Std & Tech Co., Ltd

Tel: +86-755 2523 4088 E-mail: agc@agc-cert.com Web: http://cn.agc-cert.com/



#### 7.4 MEASUREMENT RESULTS

Measurement Result of UHF-Analog Modulation-6W				
Operating Frequency	12.5 kHz Channel Separation			
	Occupied Bandwidth	Emission Bandwidth	Limits	Result
450.025MHz	9.967 kHz	10.17 kHz	11.25 kHz	Pass
453.2125MHz	9.967 kHz	10.17 kHz	11.25 kHz	Pass
458.2125MHz	9.967 kHz	10.17 kHz	11.25 kHz	Pass
480.025MHz	9.966 kHz	10.17 kHz	11.25 kHz	Pass
511.975MHz	9.966 kHz	10.17 kHz	11.25 kHz	Pass

Measurement Result of UHF-Analog Modulation-1W				
Operating Frequency	12.5 kHz Channel Separation			
	Occupied Bandwidth	Emission Bandwidth	Limits	Result
450.025MHz	9.967 kHz	10.17 kHz	11.25 kHz	Pass
453.2125MHz	9.966 kHz	10.17 kHz	11.25 kHz	Pass
458.2125MHz	9.961 kHz	10.17 kHz	11.25 kHz	Pass
480.025MHz	9.965 kHz	10.17 kHz	11.25 kHz	Pass
511.975MHz	9.965 kHz	10.17 kHz	11.25 kHz	Pass

Any report having not been signed by authorized approver, or having been altered without authorization, or having not been stamped by the "Dedicated Testing/Inspection Stamp" is deemed to be invalid. Copying or excerpting portion of, or altering the content of the report is not permitted without the written authorization of AGC. The test results presented in the report apply only to the tested sample. Any objections to report issued by AGC should be submitted to AGC within 15days after the issuance of the test report. Further enquiry of validity or verification of the test report should be addressed to AGC by agc@agc-cert.com.

Attestation of Global Compliance(Shenzhen)Co., Ltd  
Attestation of Global Compliance(Shenzhen)Std & Tech Co., Ltd  
Tel: +86-755 2523 4088 E-mail: agc@agc-cert.com Web: http://cn.agc-cert.com/



Measurement Result of UHF-Digital Modulation-6W				
Operating Frequency	12.5 kHz Channel Separation			
	Occupied Bandwidth	Emission Bandwidth	Limits	Result
450.025MHz	7.398 kHz	9.645 kHz	11.25 kHz	Pass
453.2125MHz	7.338 kHz	9.887 kHz	11.25 kHz	Pass
458.2125MHz	7.393 kHz	9.651 kHz	11.25 kHz	Pass
480.025MHz	7.281 kHz	9.807 kHz	11.25 kHz	Pass
511.975MHz	7.229 kHz	9.406 kHz	11.25 kHz	Pass

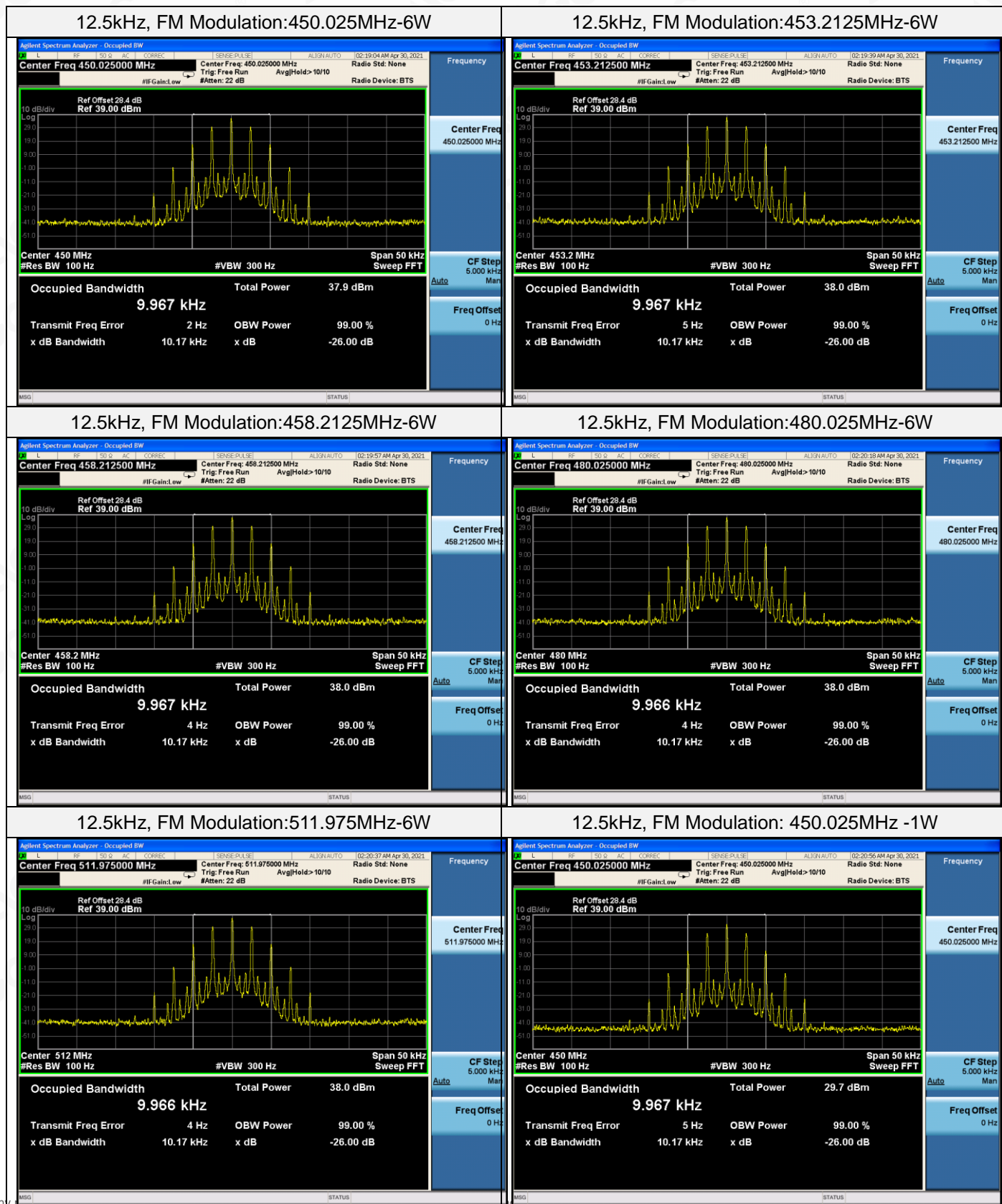
Measurement Result of UHF-Digital Modulation-1W				
Operating Frequency	12.5 kHz Channel Separation			
	Occupied Bandwidth	Emission Bandwidth	Limits	Result
450.025MHz	7.238 kHz	9.947 kHz	11.25 kHz	Pass
453.2125MHz	6.939 kHz	9.575 kHz	11.25 kHz	Pass
458.2125MHz	6.912 kHz	9.739 kHz	11.25 kHz	Pass
480.025MHz	7.074 kHz	9.982 kHz	11.25 kHz	Pass
511.975MHz	6.886 kHz	9.531 kHz	11.25 kHz	Pass

Any report having not been signed by authorized approver, or having been altered without authorization, or having not been stamped by the "Dedicated Testing/Inspection Stamp" is deemed to be invalid. Copying or excerpting portion of, or altering the content of the report is not permitted without the written authorization of AGC. The test results presented in the report apply only to the tested sample. Any objections to report issued by AGC should be submitted to AGC within 15days after the issuance of the test report. Further enquiry of validity or verification of the test report should be addressed to AGC by agc@agc-cert.com.

Attestation of Global Compliance(Shenzhen)Co., Ltd  
Attestation of Global Compliance(Shenzhen)Std & Tech Co., Ltd  
Tel: +86-755 2523 4088 E-mail: agc@agc-cert.com Web: http://cn.agc-cert.com/



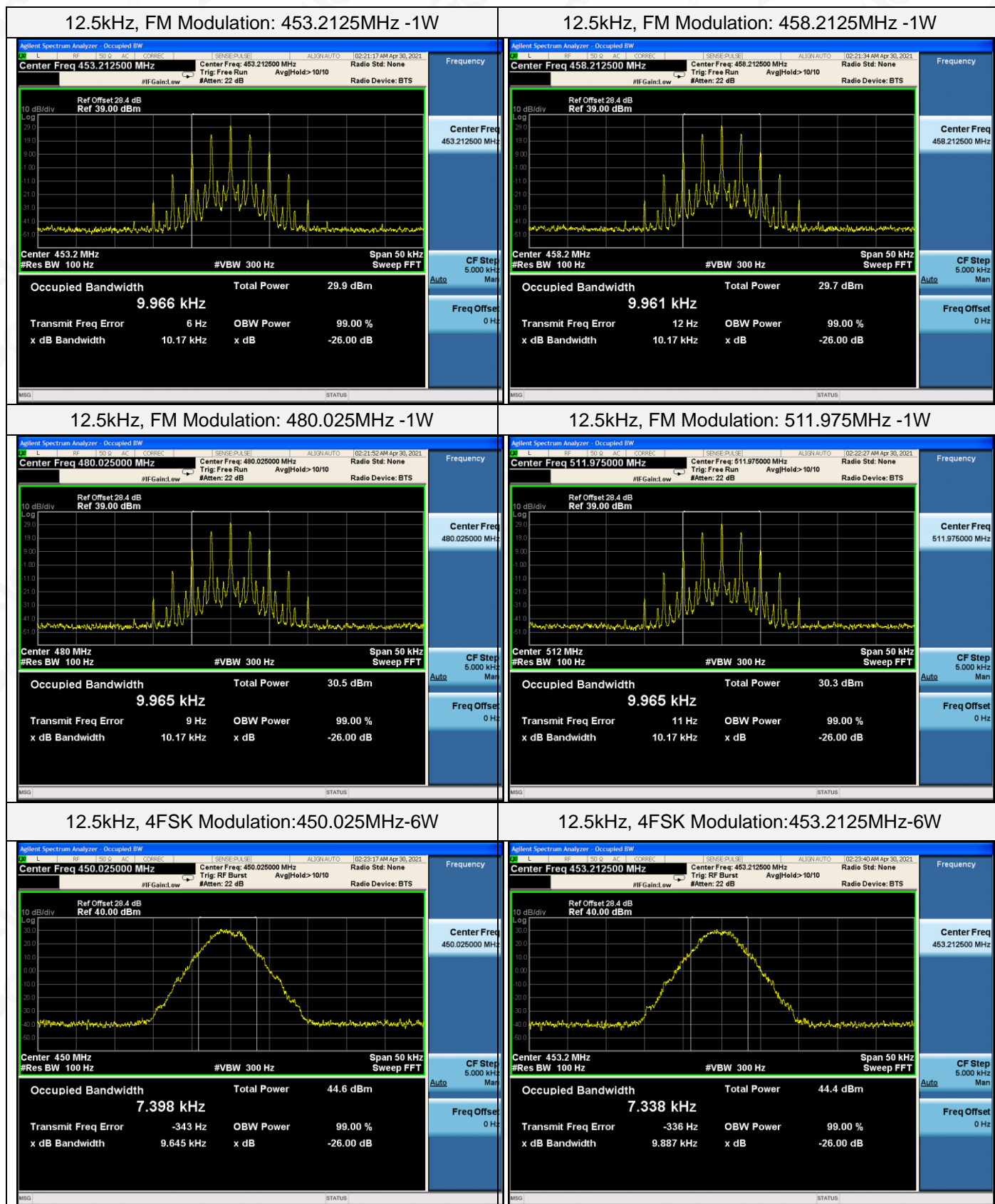
Test plot as follows:



Any Stamp is deemed to be invalid. Copying or excerpting portion of, or altering the content of the report is not permitted without the written authorization of AGC. The test results presented in the report apply only to the tested sample. Any objections to report issued by AGC should be submitted to AGC within 15 days after the issuance of the test report. Further enquiry of validity or verification of the test report should be addressed to AGC by agc@agc-cert.com.

Attestation of Global Compliance(Shenzhen)Co., Ltd  
Attestation of Global Compliance(Shenzhen)Std & Tech Co., Ltd  
Tel: +86-755 2523 4088 E-mail: agc@agc-cert.com Web: http://cn.agc-cert.com/

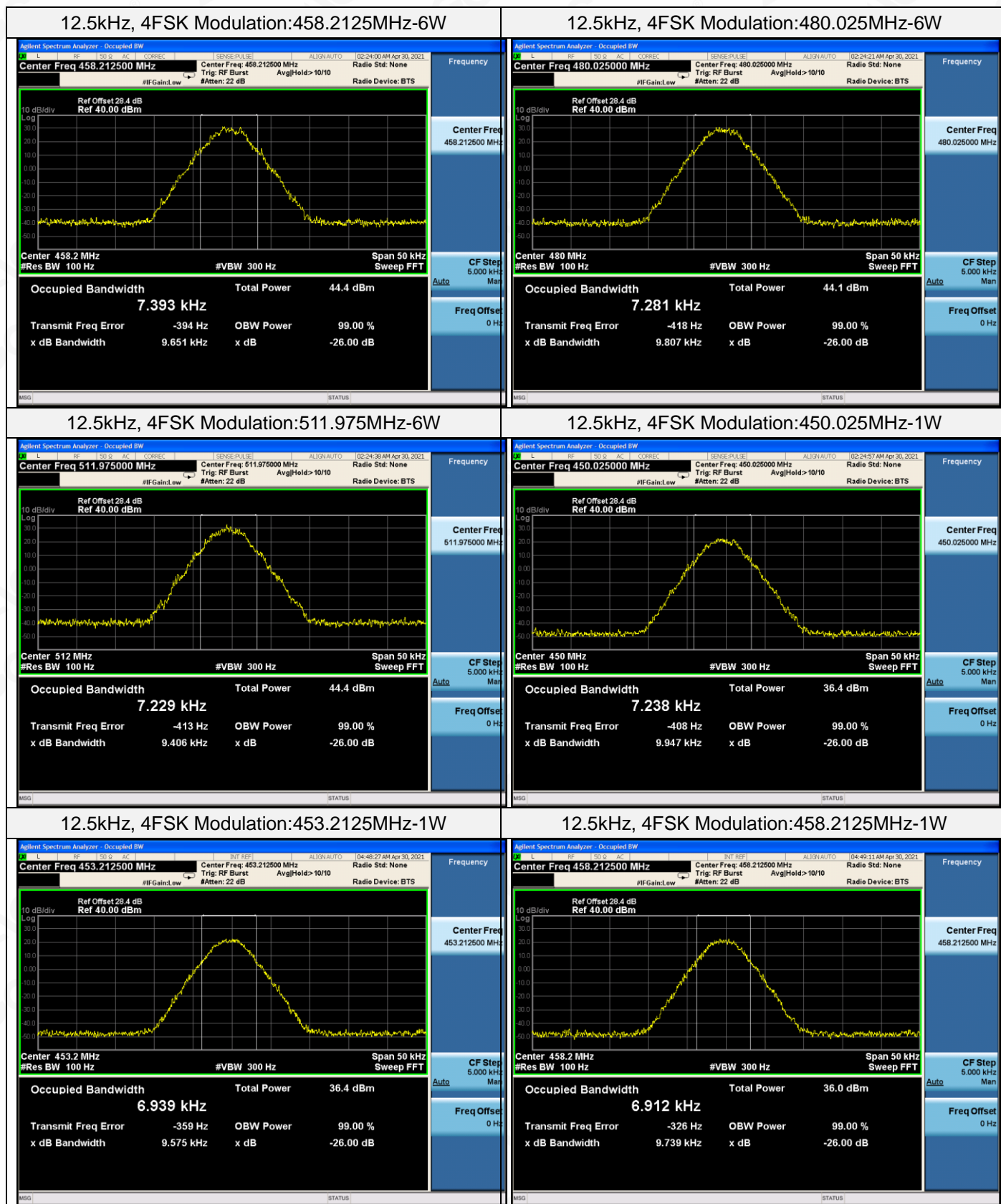




Any report having not been signed by authorized approver, or having been altered without authorization, or having not been stamped by the "Dedicated Testing/Inspection Stamp" is deemed to be invalid. Copying or excerpting portion of, or altering the content of the report is not permitted without the written authorization of AGC. The test results presented in the report apply only to the tested sample. Any objections to report issued by AGC should be submitted to AGC within 15days after the issuance of the test report. Further enquiry of validity or verification of the test report should be addressed to AGC by agc@agc-cert.com.

Attestation of Global Compliance(Shenzhen)Co., Ltd  
Attestation of Global Compliance(Shenzhen)Std & Tech Co., Ltd  
Tel: +86-755 2523 4088 E-mail: agc@agc-cert.com Web: http://cn.agc-cert.com/

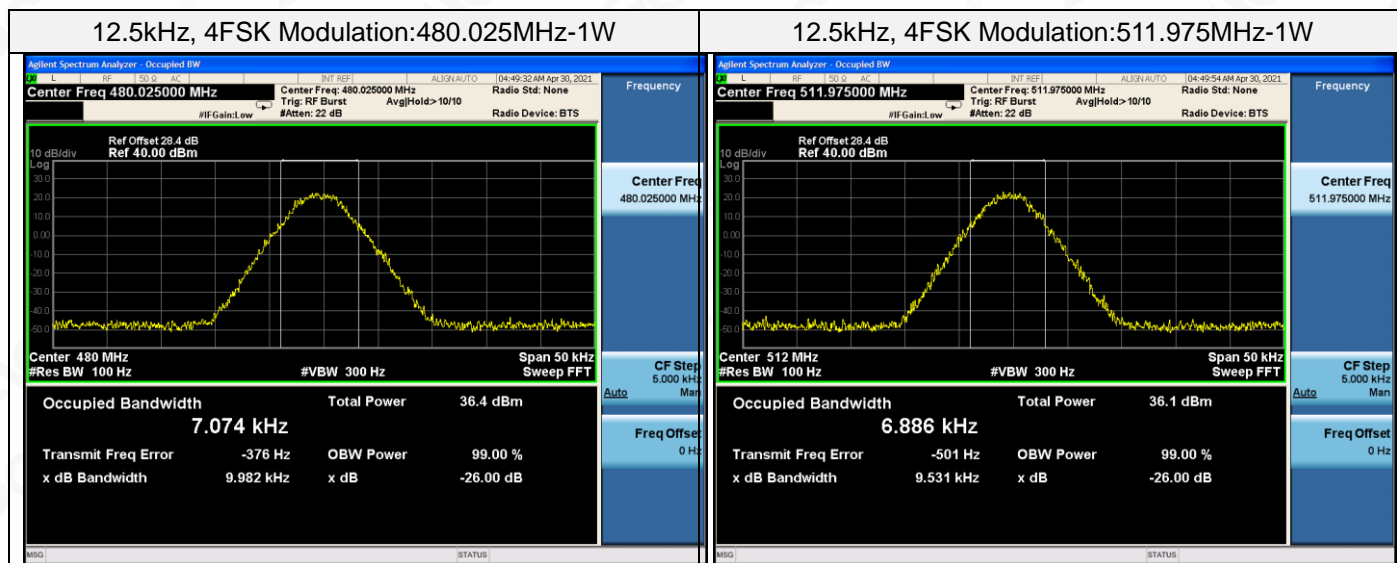




Any report having not been signed by authorized approver, or having been altered without authorization, or having not been stamped by the "Dedicated Testing/Inspection Stamp" is deemed to be invalid. Copying or excerpting portion of, or altering the content of the report is not permitted without the written authorization of AGC. The test results presented in the report apply only to the tested sample. Any objections to report issued by AGC should be submitted to AGC within 15days after the issuance of the test report. Further enquiry of validity or verification of the test report should be addressed to AGC by agc@agc-cert.com.

Attestation of Global Compliance(Shenzhen)Co., Ltd  
Attestation of Global Compliance(Shenzhen)Std & Tech Co., Ltd  
Tel: +86-755 2523 4088 E-mail: agc@agc-cert.com Web: <http://cn.agc-cert.com/>





Any report having not been signed by authorized approver, or having been altered without authorization, or having not been stamped by the "Dedicated Testing/Inspection Stamp" is deemed to be invalid. Copying or excerpting portion of, or altering the content of the report is not permitted without the written authorization of AGC. The test results presented in the report apply only to the tested sample. Any objections to report issued by AGC should be submitted to AGC within 15days after the issuance of the test report. Further enquiry of validity or verification of the test report should be addressed to AGC by agc@agc-cert.com.

Attestation of Global Compliance(Shenzhen)Co., Ltd  
Attestation of Global Compliance(Shenzhen)Std & Tech Co., Ltd  
Tel: +86-755 2523 4088 E-mail: agc@agc-cert.com Web: <http://cn.agc-cert.com/>



## 8. SPURIOUS RADIATED EMISSION

### 8.1 PROVISIONS APPLICABLE

According to FCC §2.1053 and §90.210, the power of each unwanted emission shall be less than Transmitted Power as specified below for transmitters designed to operate with each channel separation.

Emission Mask D -for 12.5 kHz Channel Separation:

- (1) On any frequency removed from the center of the authorized bandwidth  $f_0$  to 5.625 kHz removed from  $f_0$ : Zero dB.
- (2) On any frequency removed from the center of the authorized bandwidth by a displacement Frequency ( $f_d$  in kHz)  $f_0$  of more than 5.625 kHz but no more than 12.5 kHz: At least  $7.27(f_d - 2.88 \text{ kHz})$  dB
- (3) On any frequency removed from the center of the authorized bandwidth by a displacement Frequency ( $f_d$  in kHz)  $f_0$  of more than 12.5 kHz: At least  $50 + 10 \log(P)$  dB or 70 dB, whichever is lesser attenuation.

### 8.2 MEASUREMENT PROCEDURE

- (1) On a test site, the EUT shall be placed on a turntable, and in the position closest to the normal use as declared by the user.
- (2) The test antenna shall be oriented initially for vertical polarization located 3m from the EUT to correspond to the transmitter.
- (3) The output of the antenna shall be connected to the measuring receiver and either a peak or quasi-peak detector was used for the measurement as indicated on the report. The detector selection is based on how close the emission level was approaching the limit.
- (4) The transmitter shall be switched on; if possible, without the modulation and the measurement receiver shall be tuned to the frequency of the transmitter under test.
- (5) The test antenna shall be raised and lowered through the specified range of height until the measuring receiver detects a maximum signal level.
- (6) The transmitter shall then be rotated through 360° in the horizontal plane, until the maximum signal level is detected by the measuring receiver.
- (7) The test antenna shall be raised and lowered again through the specified range of height until the measuring receiver detects a maximum signal level.
- (8) The maximum signal level detected by the measuring receiver shall be noted.
- (9) The measurement shall be repeated with the test antenna set to horizontal polarization.
- (10) Replace the antenna with a proper Antenna (substitution antenna).
- (11) The substitution antenna shall be oriented for vertical polarization and, if necessary, the length of the substitution antenna shall be adjusted to correspond to the frequency of transmitting.
- (12) The substitution antenna shall be connected to a calibrated signal generator.
- (13) If necessary, the input attenuator setting of the measuring receiver shall be adjusted in order to increase the sensitivity of the measuring receiver.
- (14) The test antenna shall be raised and lowered through the specified range of the height to ensure that the maximum signal is received.
- (15) The input signal to substitution antenna shall be adjusted to the level that produces a level detected by the measuring receiver, that is equal to the level noted while the transmitter radiated power was measured, corrected for the change of input attenuation setting of the measuring receiver.
- (16) The input level to the substitution antenna shall be recorded as power level in dBm, corrected for any change of input attenuator setting of the measuring receiver.
- (17) The measurement shall be repeated with the test antenna and the substitution antenna oriented for horizontal polarization.

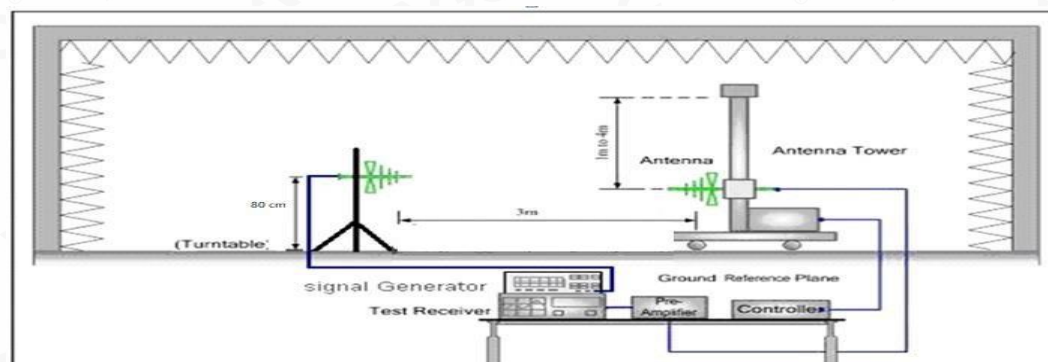
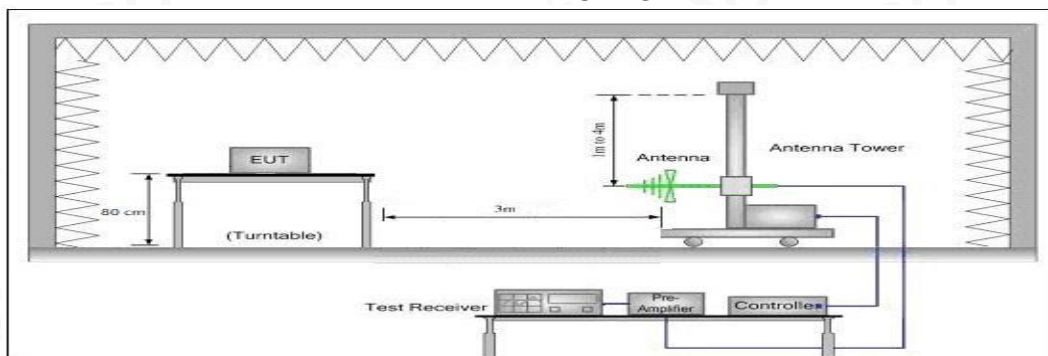
Any report having not been signed by authorized approver, or having been altered without authorization, or having not been stamped by the "Dedicated Testing/Inspection Stamp" is deemed to be invalid. Copying or excerpting portion of, or altering the content of the report is not permitted without the written authorization of AGC. The test results presented in the report apply only to the tested sample. Any objections to report issued by AGC should be submitted to AGC within 15 days after the issuance of the test report. Further enquiry of validity or verification of the test report should be addressed to AGC by [agc@agc-cert.com](mailto:agc@agc-cert.com).

Attestation of Global Compliance(Shenzhen)Co., Ltd  
Attestation of Global Compliance(Shenzhen)Std & Tech Co., Ltd  
Tel: +86-755 2523 4088 E-mail: [agc@agc-cert.com](mailto:agc@agc-cert.com) Web: <http://cn.agc-cert.com/>

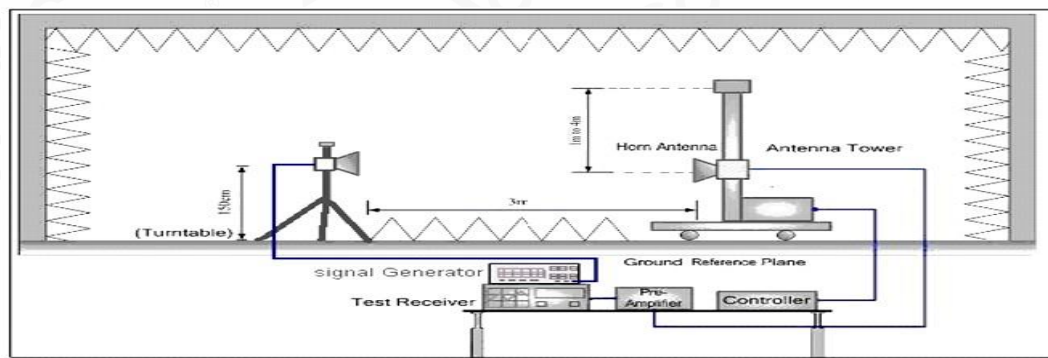
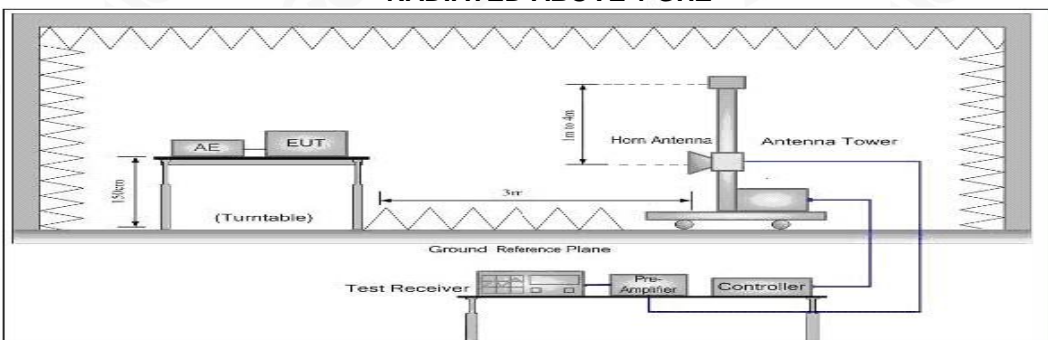


### 8.3 MEASUREMENT SETUP

#### RADIATED BELOW 1GHZ



#### RADIATED ABOVE 1 GHZ



Any report having not been signed by authorized approver, or having been altered without authorization, or having not been stamped by the "Dedicated Testing/Inspection Stamp" is deemed to be invalid. Copying or excerpting portion of, or altering the content of the report is not permitted without the written authorization of AGC. The test results presented in the report apply only to the tested sample. Any objections to report issued by AGC should be submitted to AGC within 15days after the issuance of the test report. Further enquiry of validity or verification of the test report should be addressed to AGC by agc@agc-cert.com.

Attestation of Global Compliance(Shenzhen)Co., Ltd  
Attestation of Global Compliance(Shenzhen)Std & Tech Co., Ltd  
Tel: +86-755 2523 4088 E-mail: agc@agc-cert.com Web: <http://cn.agc-cert.com/>



#### 8.4 MEASUREMENT RESULTS

The RF output of the EUT was connected to a spectrum analyzer through appropriate attenuation. The resolution bandwidth of the spectrum analyzer was set at 100 kHz for below 1GHz, and 1MHz for above 1GHz. Sufficient scans were taken to show any out of band emissions up to 10 harmonic.

In the semi-anechoic chamber, setup as illustrated above the DUT placed on the 0.8m height of Turn Table, rotated the table 45 degree each interval to search the maximum radiation power and receiver antenna shall be rotated vertical and horizontal polarization and moved height from 1m to 4m to find the maximum polar radiated power for each degree interval. The "Read Value" is the spectrum reading of maximum power value.

The substitution antenna is substituted for DUT at the same position and signals generator (S.G) export the CW signal to the substitution antenna via a TX cable. The receiver antenna shall be rotated vertical and horizontal polarization and moved height from 1m to 4m to find the maximum radiation power. Record the power level of maximum radiation power from spectrum. So, the Measured substitution value = Ref level of S.G + TX cables loss – Substituted Antenna Gain.

EIRP = "Read Value" + Measured substitution value + 2.15.

Test limit calculation:

Preliminary calculation	Final Result
At least $50+10 \log (P) = 50+10 \log (6) = 57.78$ (dB)	Limit=P- Preliminary calculation= $37.78-57.78=-20$ dBm
At least $50+10 \log (P) = 50+10 \log (1) = 50.00$ (dB)	Limit=P- Preliminary calculation= $30.00-50.00=-20$ dBm

Note: The report only reflects high-power test data as the worst.

Any report having not been signed by authorized approver, or having been altered without authorization, or having not been stamped by the "Dedicated Testing/Inspection Stamp" is deemed to be invalid. Copying or excerpting portion of, or altering the content of the report is not permitted without the written authorization of AGC. The test results presented in the report apply only to the tested sample. Any objections to report issued by AGC should be submitted to AGC within 15days after the issuance of the test report. Further enquiry of validity or verification of the test report should be addressed to AGC by agc@agc-cert.com.

Attestation of Global Compliance(Shenzhen)Co., Ltd  
Attestation of Global Compliance(Shenzhen)Std & Tech Co., Ltd  
Tel: +86-755 2523 4088 E-mail: agc@agc-cert.com Web: <http://cn.agc-cert.com/>

