

NET ASSEMBLY

- A** 6 sections 19"
- B** 4 sections 26"
- C** 4 connectors
- D** 6 elbows

- 1** Join two (A) pieces using connector (C).
- 2** Attach another (A) piece using an elbow (D) to the previous arrangement.
- 3** Repeat above to form the other side of the net.

FIGURE 1

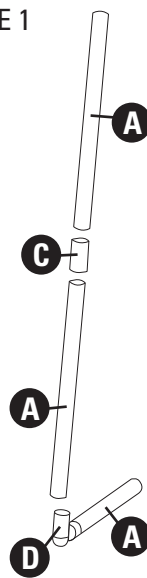
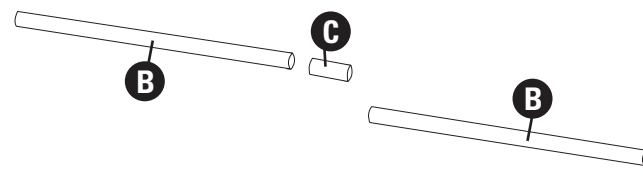


FIGURE 2

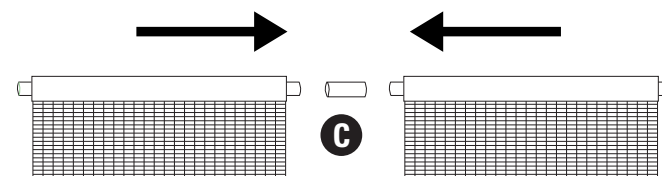


- 4** Join two (B) tubes using middle connector (C) to form the top of the net.
- 5** Repeat above to form the bottom of the net.

- 6** Join the assembled FIGURE 1 with the assembled FIGURE 2 using an elbow (D) to form top and side of the net. Repeat step to form bottom and the other side of the net, using another elbow (D).

TO ATTACH MESH

- Open mesh completely.
- Locate the TOP mesh parts marked on the red mesh sleeves.
- Carefully remove middle connector on TOP bar and insert one side of the mesh sleeve and re-attach middle connector.
- Carefully remove the middle connector and slide the other mesh sleeve over the top bar and re attach middle connector.
- Repeat that process on sides and bottom of the net one tube at a time.
- After mesh is completely attached, check all connected pieces to make sure they are firmly in place.



Changes or modifications not expressly approved by LeGolie International could void the user's authority to operate the equipment.

For more great products visit:
www.LeGolie.net

ASSEMBLY INSTRUCTIONS

- Requires adult supervision for set up AND use.
- Recommended for indoor use only – do not use in rain, snow, wet conditions.
- Use only soccer ball and hockey ball that are provided with the unit.
- Do not store or leave product in direct heat/sun or rain/wet conditions.

SUGGESTED RUN TIMES

Remote Mode – 60 Minutes Random Mode – 30 Minutes

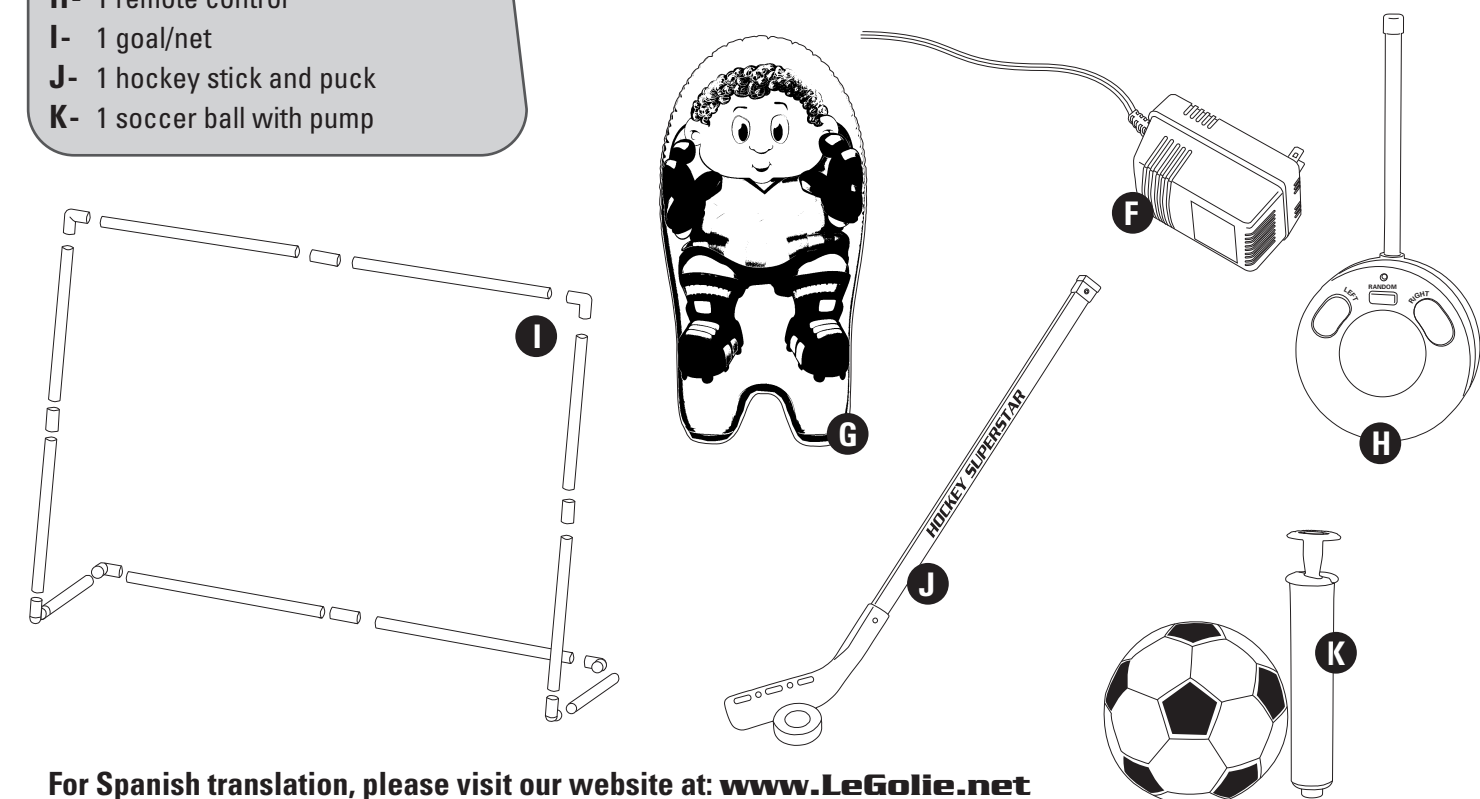
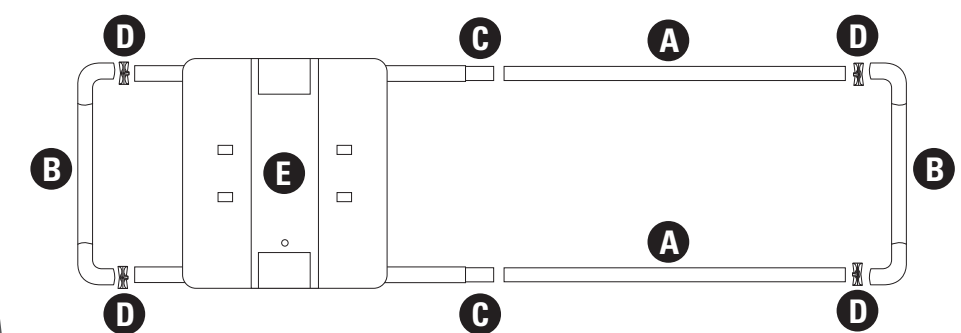
Never run the unit for more than 1 hour without resting the unit (turn Off) for 30 minutes. This will prevent motor from overheating and ensure better performance and a longer lasting unit.



NOTE: Adult supervision is required for assembly and use. Children should never be left unsupervised while manipulating this product.

BOX COMPONENTS

- A- 4 Long track sections
- B- 2 end cap track sections
- C- 2 track connectors
- D- 4 rubber track stoppers
- E- 1 motor box/base unit
- F- 1 AC adapter
- G- 1 inflatable Goalie
- H- 1 remote control
- I- 1 goal/net
- J- 1 hockey stick and puck
- K- 1 soccer ball with pump



For Spanish translation, please visit our website at: **www.LeGolie.net**