



## EUT- Test Setup Photos


OK5121




**Radiated Emissions (<30MHz) – Front View**



**Radiated Emissions (<30MHz) – Rear View**



**Radiated Emissions (30MHz-1GHz) – Front View**



**Radiated Emissions (30MHz-1GHz) – Rear View**

Note: The EUT can be mounted in different orientation. The X, Y, Z orientation of EUT has been evaluated separately and the setup photo only shows the setup with worst case orientation.