



Shenzhen EBO Technology Co., Ltd.

1-4F, Huafeng Science Park, Xin'an Sixth Road, 82th District,
Bao'an, Shenzhen, China.
Telephone: +86-755-29451282,
Fax: +86-755-22639141

Report No.: EBO1407013-E090
Page 1 of 60

FCC REPORT

Applicant: VISUAL LAND INC.

Address of Applicant: 17785 Center Court Dr. Suite 670, Cerritos, CA 90703

Equipment Under Test (EUT)

Product Name: 8INCH TABLET

Brand Name: VISUAL LAND

Model No.: ME-8QS

FCC ID: SI9PRESTIGE8QS

Applicable standards: FCC CFR Title 47 Part 15 Subpart C Section 15.247:2013

Date of sample receipt: July 3, 2014

Date of Test: July 3, 2014 To July 11, 2014

Date of report issued: July 11, 2014

Test Result : PASS *

* In the configuration tested, the EUT complied with the standards specified above.

Authorized Signature:

Kevin Yu
Laboratory Manager

This report details the results of the testing carried out on one sample. The results contained in this test report do not relate to other samples of the same product and does not permit the use of the EBO product certification mark. The manufacturer should ensure that all products in series production are in conformity with the product sample detailed in this report.

This report may only be reproduced and distributed in full. If the product in this report is used in any configuration other than that detailed in the report, the manufacturer must ensure the new system complies with all relevant standards. Any mention of EBO International Electrical Approvals or testing done by EBO International Electrical Approvals in connection with, distribution or use of the product described in this report must be approved by EBO International Electrical Approvals in writing.

This document cannot be reproduced except in full, without prior written approval of the Company. Any unauthorized alteration, forgery or falsification of the content or appearance of this document is unlawful and offenders may be prosecuted to the fullest extent of the law. Unless otherwise stated the results shown in this test report refer only to the sample(s) tested and such sample(s) are retained for 90 days only."



Shenzhen EBO Technology Co., Ltd.

Report No.: EBO1407013-E090

Page 2 of 60

2 Version

| Version No. | Date | Description |
|-------------|---------------|-------------|
| 00 | July 11, 2014 | Original |
| | | |
| | | |
| | | |
| | | |

Prepared By:

Project Engineer

Date:

July 11, 2014

Check By:

Reviewer

Date:

July 11, 2014

This document is issued by the Company subject to its General Conditions of Service printed overleaf, available on request or accessible at <http://www.ebotech.cn> and, for electronic format documents, subject to Terms and Conditions for Electronic Documents at <http://www.ebotech.cn>. Attention is drawn to the limitation of liability, indemnification and jurisdiction issues defined therein. Any holder of this document is advised that information contained hereon reflects the Company's findings at the time of its intervention only and within the limits of Client's instructions, if any. The Company's sole responsibility is to its Client and this document does not exonerate parties to a transaction from exercising all their rights and obligations under the transaction documents. This document cannot be reproduced except in full, without prior written approval of the Company. Any unauthorized alteration, forgery or falsification of the content or appearance of this document is unlawful and offenders may be prosecuted to the fullest extent of the law. Unless otherwise stated the results shown in this test report refer only to the sample(s) tested and such sample(s) are retained for 90 days only."



3 Contents

| | Page |
|---|------|
| 1 COVER PAGE | 1 |
| 2 VERSION | 2 |
| 3 CONTENTS | 3 |
| 4 TEST SUMMARY | 4 |
| 5 GENERAL INFORMATION | 5 |
| 5.1 CLIENT INFORMATION | 5 |
| 5.2 GENERAL DESCRIPTION OF EUT | 5 |
| 5.3 TEST MODE | 6 |
| 5.4 DESCRIPTION OF SUPPORT UNITS | 6 |
| 5.5 TEST FACILITY | 7 |
| 5.6 TEST LOCATION | 7 |
| 6 TEST INSTRUMENTS LIST | 8 |
| 7 TEST RESULTS AND MEASUREMENT DATA | 10 |
| 7.1 ANTENNA REQUIREMENT: | 10 |
| 7.2 CONDUCTED EMISSIONS | 11 |
| 7.3 CONDUCTED PEAK OUTPUT POWER | 14 |
| 7.4 CHANNEL BANDWIDTH | 19 |
| 7.5 POWER SPECTRAL DENSITY | 24 |
| 7.6 BAND EDGES | 29 |
| 7.6.1 Conducted Emission Method | 29 |
| 7.6.2 Radiated Emission Method | 32 |
| 7.7 SPURIOUS EMISSION | 41 |
| 7.7.1 Conducted Emission Method | 41 |
| 7.7.2 Radiated Emission Method | 46 |



4 Test Summary

| Test Item | Section in CFR 47 | Result |
|----------------------------------|-------------------|--------|
| Antenna requirement | 15.203/15.247 (c) | Pass |
| AC Power Line Conducted Emission | 15.207 | Pass |
| Conducted Peak Output Power | 15.247 (b)(3) | Pass |
| Channel Bandwidth | 15.247 (a)(2) | Pass |
| Power Spectral Density | 15.247 (e) | Pass |
| Band Edge | 15.247(d) | Pass |
| Spurious Emission | 15.205/15.209 | Pass |

Pass: The EUT complies with the essential requirements in the standard.



5 General Information

5.1 Client Information

| | |
|--------------------------|--|
| Applicant: | VISUAL LAND INC. |
| Address of Applicant: | 17785 Center Court Dr. Suite 670, Cerritos, CA 90703 |
| Manufacturer: | VISUAL LAND INC. |
| Address of Manufacturer: | 17785 Center Court Dr. Suite 670, Cerritos, CA 90703 |

5.2 General Description of EUT

| | |
|------------------------|--|
| Product Name: | 8INCH TABLET |
| Brand Name: | VISUAL LAND |
| Model No.: | ME-8QS |
| Operation Frequency: | 802.11b/802.11g/802.11n(HT20): 2412MHz~2462MHz 802.11n(HT40): 2422MHz~2452MHz |
| Channel numbers: | 802.11b/802.11g /802.11n(HT20): 11 802.11(HT40): 7 |
| Channel separation: | 5MHz |
| Modulation technology: | 802.11b: Direct Sequence Spread Spectrum (DSSS) 802.11g/802.11n(H20)/802.11n(H40): Orthogonal Frequency Division Multiplexing (OFDM) |
| Antenna Type: | Integral Antenna |
| Antenna gain: | 2.00dBi (declare by Applicant) |
| Power supply: | Input: 100-240V, 50/60Hz, 0.35A Max Output: 5V --- 2000mA |



| Operation Frequency each of channel | | | | | | | |
|-------------------------------------|-----------|---------|-----------|---------|-----------|---------|-----------|
| Channel | Frequency | Channel | Frequency | Channel | Frequency | Channel | Frequency |
| 1 | 2412MHz | 4 | 2427MHz | 7 | 2442MHz | 10 | 2457MHz |
| 2 | 2417MHz | 5 | 2432MHz | 8 | 2447MHz | 11 | 2462MHz |
| 3 | 2422MHz | 6 | 2437MHz | 9 | 2452MHz | | |

Note:

In section 15.31(m), regards to the operating frequency range over 10 MHz, the Lowest frequency, the middle frequency, and the highest frequency of channel were selected to perform the test, and the selected channel see below:

| Test channel | Frequency (MHz) | |
|-----------------|-------------------------------|---------------|
| | 802.11b/802.11g/802.11n(HT20) | 802.11n(HT40) |
| Lowest channel | 2412MHz | 2422MHz |
| Middle channel | 2437MHz | 2437MHz |
| Highest channel | 2462MHz | 2452MHz |

5.3 Test mode

| | |
|--|--|
| Transmitting mode | Keep the EUT in continuously transmitting mode |
| <i>Remark: During the test, the test voltage was tuned from 85% to 115% of the nominal rated supply voltage, and found that the worst case was under the nominal rated supply condition. So the report just shows that condition's data.</i> | |

| | | | | |
|--|---------|---------|---------------|---------------|
| We have verified the construction and function in typical operation. All the test modes were carried out with the EUT in transmitting operation, which was shown in this test report and defined as follows: | | | | |
| Per-scan all kind of data rate in lowest channel, and found the follow list which it was worst case. | | | | |
| Mode | 802.11b | 802.11g | 802.11n(HT20) | 802.11n(HT40) |
| Data rate | 1Mbps | 6Mbps | 6.5Mbps | 13Mbps |

5.4 Description of Support Units

| |
|-------|
| None. |
|-------|



5.5 Test Facility

The test facility is recognized, certified, or accredited by the following organizations:

- **CNAS —Registration No.: CNAS L5775**

CNAS has accredited Global United Technology Services Co., Ltd. To ISO/IEC 17025 General Requirements for the competence of testing and calibration laboratories (CNAS-CL01 Accreditation Criteria for the Competence of Testing and Calibration Laboratories) for the competence in the field of testing.

- **FCC —Registration No.: 600491**

Global United Technology Services Co., Ltd., Shenzhen EMC Laboratory has been registered and fully described in a report filed with the (FCC) Federal Communications Commission. The acceptance letter from the FCC is maintained in files. Registration 600491, June 28, 2013.

- **Industry Canada (IC) —Registration No.: 9079A-2**

The 3m Semi-anechoic chamber of Global United Technology Services Co., Ltd. has been registered by Certification and Engineering Bureau of Industry Canada for radio equipment testing with Registration No.: 9079A-2, June 26, 2013.

5.6 Test Location

All tests were performed at:

Global United Technology Services Co., Ltd.

Address: 2nd Floor, Block No.2, Laodong Industrial Zone, Xixiang Road Baoan District, Shenzhen, China



6 Test Instruments list

| Radiated Emission: | | | | | | |
|--------------------|-------------------------------|--------------------------------|-----------------------------|---------------|---------------------|-------------------------|
| Item | Test Equipment | Manufacturer | Model No. | Inventory No. | Cal.Date (mm-dd-yy) | Cal.Due date (mm-dd-yy) |
| 1 | 3m Semi- Anechoic Chamber | ZhongYu Electron | 9.2(L)*6.2(W)* 6.4(H) | GTS250 | Mar. 29 2013 | Mar. 28 2015 |
| 2 | Control Room | ZhongYu Electron | 6.2(L)*2.5(W)* 2.4(H) | GTS251 | N/A | N/A |
| 3 | Spectrum Analyzer | Agilent | E4440A | GTS533 | Dec. 5, 2013 | Dec. 4 2014 |
| 4 | EMI Test Receiver | Rohde & Schwarz | ESU26 | GTS203 | July 01 2014 | June 30 2015 |
| 5 | BiConiLog Antenna | SCHWARZBECK MESS-ELEKTRONIK | VULB9163 | GTS214 | July 01 2014 | June 30 2015 |
| 6 | Double -ridged waveguide horn | SCHWARZBECK MESS-ELEKTRONIK | 9120D-829 | GTS208 | July 01 2014 | June 30 2015 |
| 7 | Horn Antenna | ETS-LINDGREN | 3160 | GTS217 | Mar. 28 2014 | Mar. 27 2015 |
| 8 | EMI Test Software | AUDIX | E3 | N/A | N/A | N/A |
| 9 | Coaxial Cable | GTS | N/A | GTS213 | Mar. 28 2014 | Mar. 27 2015 |
| 10 | Coaxial Cable | GTS | N/A | GTS211 | Mar. 28 2014 | Mar. 27 2015 |
| 11 | Coaxial cable | GTS | N/A | GTS210 | Mar. 28 2014 | Mar. 27 2015 |
| 12 | Coaxial Cable | GTS | N/A | GTS212 | Mar. 28 2014 | Mar. 27 2015 |
| 13 | Amplifier(100kHz-3GHz) | HP | 8347A | GTS204 | July 01 2014 | June 30 2015 |
| 14 | Amplifier(2GHz-20GHz) | HP | 8349B | GTS206 | July 01 2014 | June 30 2015 |
| 15 | Amplifier (18-26GHz) | Rohde & Schwarz | AFS33-18002 650-30-8P-44 | GTS218 | July 01 2014 | June 30 2015 |
| 16 | Band filter | Amindeon | 82346 | GTS219 | Mar. 28 2014 | Mar. 27 2015 |

| Conducted Emission: | | | | | | |
|---------------------|-------------------|--------------------------------|----------------------|---------------|---------------------|-------------------------|
| Item | Test Equipment | Manufacturer | Model No. | Inventory No. | Cal.Date (mm-dd-yy) | Cal.Due date (mm-dd-yy) |
| 1 | Shielding Room | ZhongYu Electron | 7.0(L)x3.0(W)x3.0(H) | GTS264 | Sep. 07 2013 | Sep. 06 2015 |
| 2 | EMI Test Receiver | Rohde & Schwarz | ESCS30 | GTS223 | July 01 2014 | June 30 2015 |
| 3 | 10dB Pulse Limita | Rohde & Schwarz | N/A | GTS224 | July 01 2014 | June 30 2015 |
| 4 | Coaxial Switch | ANRITSU CORP | MP59B | GTS225 | July 01 2014 | June 30 2015 |
| 5 | LISN | SCHWARZBECK MESS-ELEKTRONIK | NSLK 8127 | GTS226 | July 01 2014 | June 30 2015 |
| 6 | Coaxial Cable | GTS | N/A | GTS227 | July 01 2014 | June 30 2015 |
| 7 | EMI Test Software | AUDIX | E3 | N/A | N/A | N/A |

This document is issued by the Company subject to its General Conditions of Service printed overleaf, available on request or accessible at <http://www.ebotek.cn> and, for electronic format documents, subject to Terms and Conditions for Electronic Documents at <http://www.ebotek.cn>. Attention is drawn to the limitation of liability, indemnification and jurisdiction issues defined therein. Any holder of this document is advised that information contained hereon reflects the Company's findings at the time of its intervention only and within the limits of Client's instructions, if any. The Company's sole responsibility is to its Client and this document does not exonerate parties to a transaction from exercising all their rights and obligations under the transaction documents. This document cannot be reproduced except in full, without prior written approval of the Company. Any unauthorized alteration, forgery or falsification of the content or appearance of this document is unlawful and offenders may be prosecuted to the fullest extent of the law. Unless otherwise stated the results shown in this test report refer only to the sample(s) tested and such sample(s) are retained for 90 days only."



Shenzhen EBO Technology Co., Ltd.

Report No.: EBO1407013-E090

Page 9 of 60


| General used equipment: | | | | | | |
|-------------------------|----------------|--------------|-----------|---------------|---------------------|-------------------------|
| Item | Test Equipment | Manufacturer | Model No. | Inventory No. | Cal.Date (mm-dd-yy) | Cal.Due date (mm-dd-yy) |
| 1 | Barometer | ChangChun | DYM3 | GTS257 | July 01 2014 | June 30 2015 |

This document is issued by the Company subject to its General Conditions of Service printed overleaf, available on request or accessible at <http://www.ebotek.cn> and, for electronic format documents, subject to Terms and Conditions for Electronic Documents at <http://www.ebotek.cn>. Attention is drawn to the limitation of liability, indemnification and jurisdiction issues defined therein. Any holder of this document is advised that information contained hereon reflects the Company's findings at the time of its intervention only and within the limits of Client's instructions, if any. The Company's sole responsibility is to its Client and this document does not exonerate parties to a transaction from exercising all their rights and obligations under the transaction documents. This document cannot be reproduced except in full, without prior written approval of the Company. Any unauthorized alteration, forgery or falsification of the content or appearance of this document is unlawful and offenders may be prosecuted to the fullest extent of the law. Unless otherwise stated the results shown in this test report refer only to the sample(s) tested and such sample(s) are retained for 90 days only."



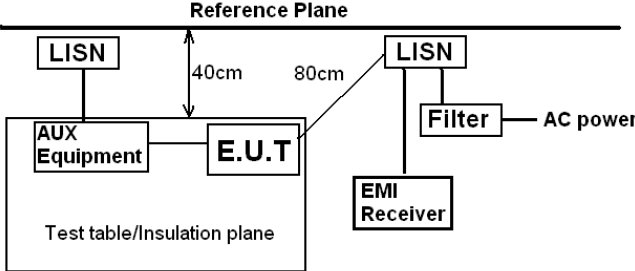
7 Test results and Measurement Data

7.1 Antenna requirement:

| | |
|--|-------------------------------------|
| Standard requirement: | FCC Part15 C Section 15.203 /247(c) |
| 15.203 requirement: An intentional radiator shall be designed to ensure that no antenna other than that furnished by the responsible party shall be used with the device. The use of a permanently attached antenna or of an antenna that uses a unique coupling to the intentional radiator, the manufacturer may design the unit so that a broken antenna can be replaced by the user, but the use of a standard antenna jack or electrical connector is prohibited. | |
| 15.247(c) (1)(i) requirement: (i) Systems operating in the 2400-2483.5 MHz band that is used exclusively for fixed. Point-to-point operations may employ transmitting antennas with directional gain greater than 6dBi provided the maximum conducted output power of the intentional radiator is reduced by 1 dB for every 3 dB that the directional gain of the antenna exceeds 6dBi. | |
| E.U.T Antenna: <i>The antenna is Integral antenna, the best case gain of the antenna is 2.0dBi</i> | |
|  | |



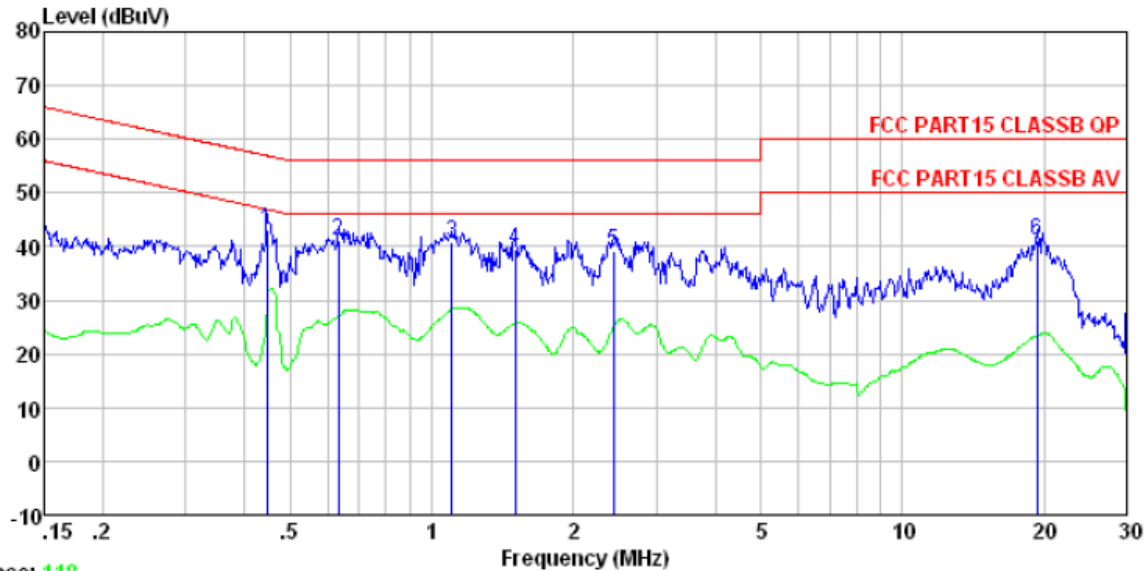
7.2 Conducted Emissions

| | | | | |
|--|--|--------------|-----------|-----------|
| Test Requirement: | FCC Part15 C Section 15.207 | | | |
| Test Method: | ANSI C63.4:2003 | | | |
| Test Frequency Range: | 150KHz to 30MHz | | | |
| Class / Severity: | Class B | | | |
| Receiver setup: | RBW=9KHz, VBW=30KHz, Sweep time=auto | | | |
| Limit: | Frequency range (MHz) | Limit (dBuV) | | |
| | | Quasi-peak | Average | |
| | | 0.15-0.5 | 66 to 56* | 56 to 46* |
| | | 0.5-5 | 56 | 46 |
| | | 5-30 | 60 | 50 |
| * Decreases with the logarithm of the frequency. | | | | |
| Test setup: |  | | | |
| | <p>Remark: E.U.T: Equipment Under Test LISN: Line Impedance Stabilization Network Test table height=0.8m</p> | | | |
| Test procedure: | <ol style="list-style-type: none">1. The E.U.T and simulators are connected to the main power through a line impedance stabilization network (L.I.S.N.). This provides a 50ohm/50uH coupling impedance for the measuring equipment.2. The peripheral devices are also connected to the main power through a LISN that provides a 50ohm/50uH coupling impedance with 50ohm termination. (Please refer to the block diagram of the test setup and photographs).3. Both sides of A.C. line are checked for maximum conducted interference. In order to find the maximum emission, the relative positions of equipment and all of the interface cables must be changed according to ANSI C63.4: 2003 on conducted measurement. | | | |
| Test Instruments: | Refer to section 6.0 for details | | | |
| Test mode: | Refer to section 5.3 for details | | | |
| Test results: | Pass | | | |



Measurement data

Line:



Trace: 118

Condition : FCC PART15 CLASSB QP LISN-2013 LINE

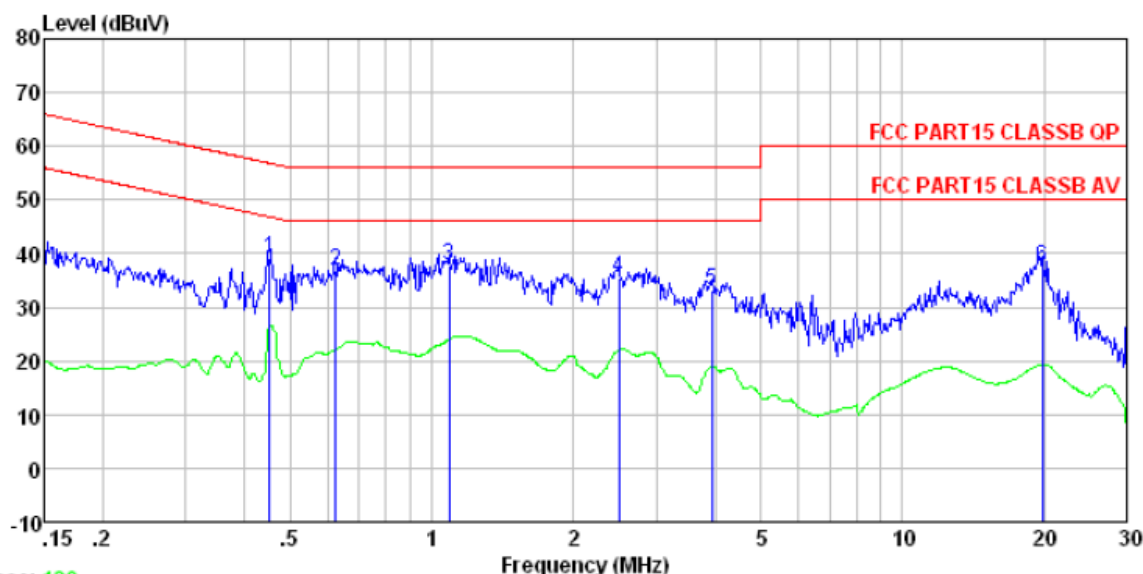
Test mode : WiFi mode

Test Engineer: Qing

| | Read | LISN | Cable | | Limit | Over | |
|------|--------|--------|-------|-------|-------|-------|-----------|
| Freq | Level | Factor | Loss | Level | Line | Limit | Remark |
| MHz | dBuV | dB | dB | dBuV | dBuV | dB | |
| 1 | 0.447 | 42.76 | 0.12 | 0.11 | 42.99 | 56.93 | -13.94 QP |
| 2 | 0.634 | 41.04 | 0.13 | 0.13 | 41.30 | 56.00 | -14.70 QP |
| 3 | 1.106 | 40.50 | 0.13 | 0.13 | 40.76 | 56.00 | -15.24 QP |
| 4 | 1.503 | 39.14 | 0.12 | 0.14 | 39.40 | 56.00 | -16.60 QP |
| 5 | 2.435 | 38.90 | 0.13 | 0.15 | 39.18 | 56.00 | -16.82 QP |
| 6 | 19.326 | 40.31 | 0.57 | 0.22 | 41.10 | 60.00 | -18.90 QP |



Neutral:



Condition : FCC PART15 CLASSB QP LISN-2013 NEUTRAL

Test mode : WiFi mode

Test Engineer: Qing

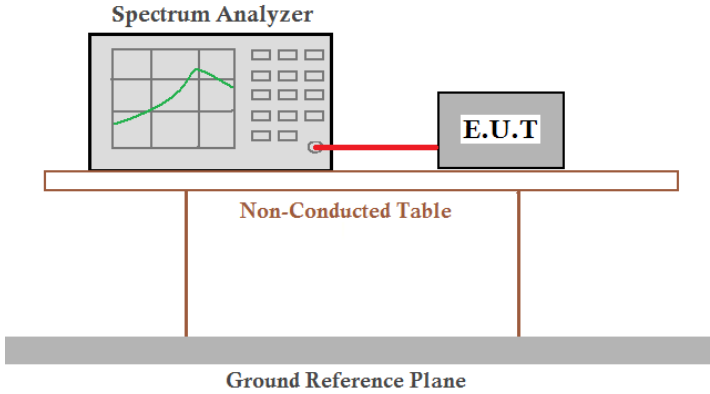
| | Read | LISN | Cable | | Limit | Over | |
|------|--------|--------|-------|-------|-------|-------|-----------|
| Freq | Level | Factor | Loss | Level | Line | Limit | Remark |
| MHz | dBuV | dB | dB | dBuV | dBuV | dB | |
| 1 | 0.452 | 38.86 | 0.06 | 0.11 | 39.03 | 56.85 | -17.82 QP |
| 2 | 0.624 | 36.80 | 0.07 | 0.12 | 36.99 | 56.00 | -19.01 QP |
| 3 | 1.088 | 37.77 | 0.08 | 0.13 | 37.98 | 56.00 | -18.02 QP |
| 4 | 2.500 | 35.39 | 0.10 | 0.15 | 35.64 | 56.00 | -20.36 QP |
| 5 | 3.943 | 32.86 | 0.14 | 0.15 | 33.15 | 56.00 | -22.85 QP |
| 6 | 19.845 | 36.80 | 0.52 | 0.22 | 37.54 | 60.00 | -22.46 QP |

Notes:

1. An initial pre-scan was performed on the line and neutral lines with peak detector.
2. Quasi-Peak and Average measurement were performed at the frequencies with maximized peak emission.
3. Final Level = Receiver Read level + LISN Factor + Cable Loss
4. If the average limit is met when using a quasi-peak detector receiver, the EUT shall be deemed to meet both limits and measurement with the average detector receiver is unnecessary.



7.3 Conducted Peak Output Power

| | |
|-------------------|--|
| Test Requirement: | FCC Part15 C Section 15.247 (b)(3) |
| Test Method: | ANSI C63.4:2003 and KDB558074 D01 DTS Meas Guidance V03 |
| Limit: | 30dBm |
| Test setup: |  |
| Test Instruments: | Refer to section 6.0 for details |
| Test mode: | Refer to section 5.3 for details |
| Test results: | Pass |

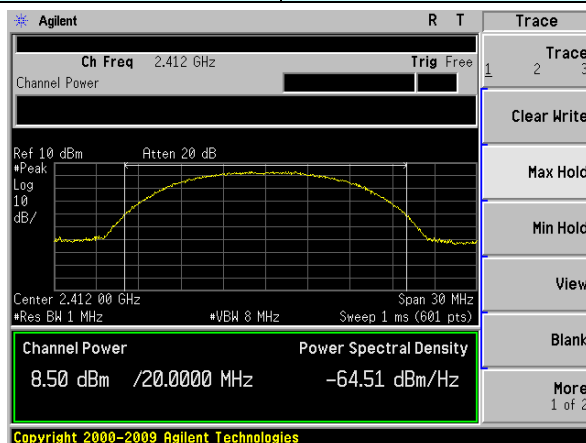
Measurement Data

| Test CH | Peak Output Power (dBm) | | | | Limit(dBm) | Result |
|---------|-------------------------|---------|---------------|---------------|------------|--------|
| | 802.11b | 802.11g | 802.11n(HT20) | 802.11n(HT40) | | |
| Lowest | 8.50 | 8.43 | 8.16 | 7.95 | 30.00 | Pass |
| Middle | 8.59 | 8.46 | 8.24 | 8.15 | | |
| Highest | 8.80 | 8.58 | 8.44 | 8.25 | | |

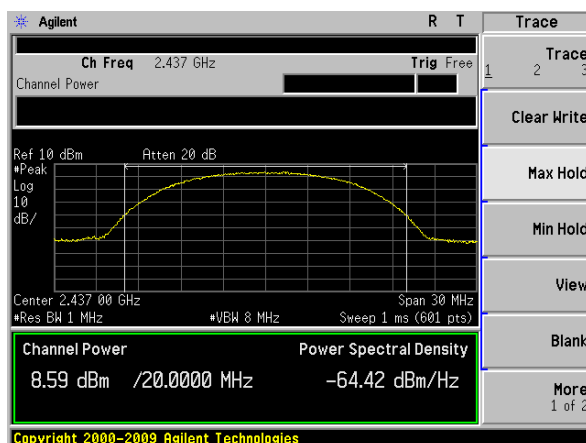


Test plot as follows:

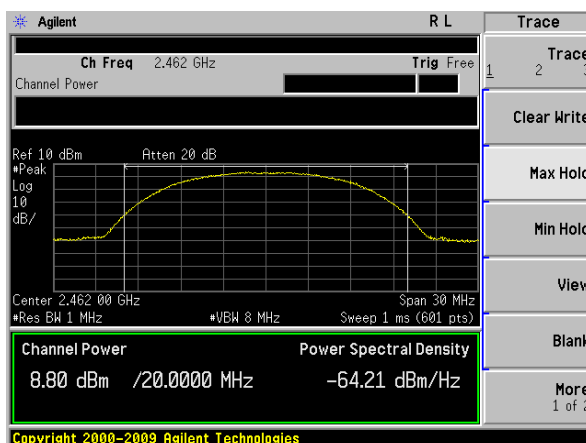
| | |
|------------|---------|
| Test mode: | 802.11b |
|------------|---------|



Lowest channel



Middle channel



Highest channel

This document is issued by the Company subject to its General Conditions of Service printed overleaf, available on request or accessible at <http://www.ebotek.cn> and, for electronic format documents, subject to Terms and Conditions for Electronic Documents at <http://www.ebotek.cn>. Attention is drawn to the limitation of liability, indemnification and jurisdiction issues defined therein. Any holder of this document is advised that information contained hereon reflects the Company's findings at the time of its intervention only and within the limits of Client's instructions, if any. The Company's sole responsibility is to its Client and this document does not exonerate parties to a transaction from exercising all their rights and obligations under the transaction documents. This document cannot be reproduced except in full, without prior written approval of the Company. Any unauthorized alteration, forgery or falsification of the content or appearance of this document is unlawful and offenders may be prosecuted to the fullest extent of the law. Unless otherwise stated the results shown in this test report refer only to the sample(s) tested and such sample(s) are retained for 90 days only."

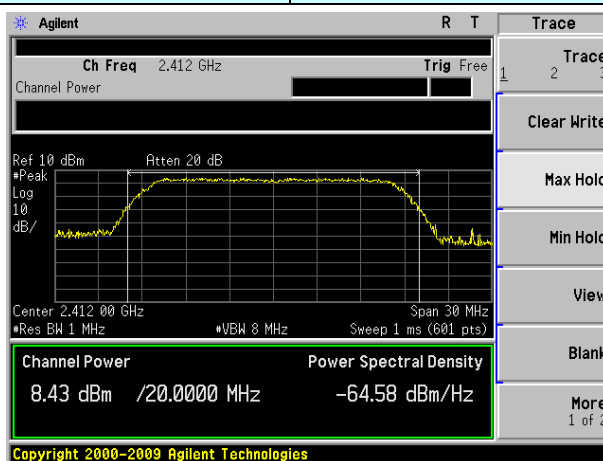


Shenzhen EBO Technology Co., Ltd.

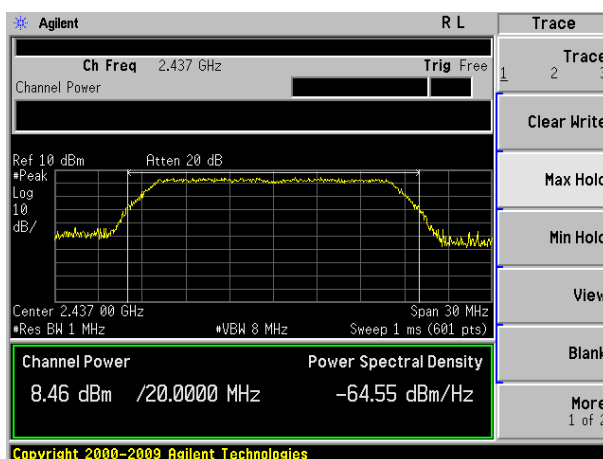
Report No.: EBO1407013-E090

Page 16 of 60

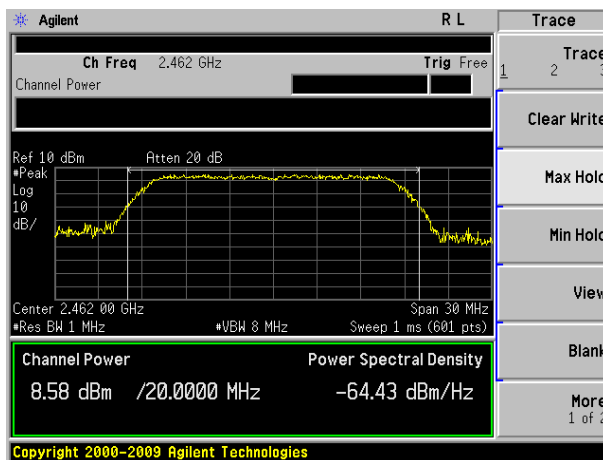
| | |
|------------|---------|
| Test mode: | 802.11g |
|------------|---------|



Lowest channel



Middle channel



Highest channel

This document is issued by the Company subject to its General Conditions of Service printed overleaf, available on request or accessible at <http://www.ebotek.cn> and, for electronic format documents, subject to Terms and Conditions for Electronic Documents at <http://www.ebotek.cn>. Attention is drawn to the limitation of liability, indemnification and jurisdiction issues defined therein. Any holder of this document is advised that information contained hereon reflects the Company's findings at the time of its intervention only and within the limits of Client's instructions, if any. The Company's sole responsibility is to its Client and this document does not exonerate parties to a transaction from exercising all their rights and obligations under the transaction documents. This document cannot be reproduced except in full, without prior written approval of the Company. Any unauthorized alteration, forgery or falsification of the content or appearance of this document is unlawful and offenders may be prosecuted to the fullest extent of the law. Unless otherwise stated the results shown in this test report refer only to the sample(s) tested and such sample(s) are retained for 90 days only."

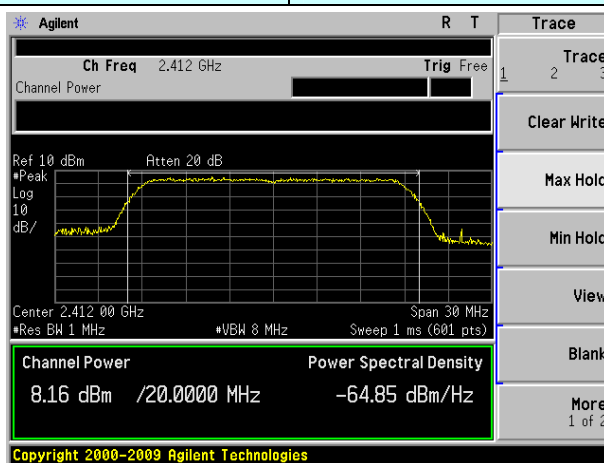


Shenzhen EBO Technology Co., Ltd.

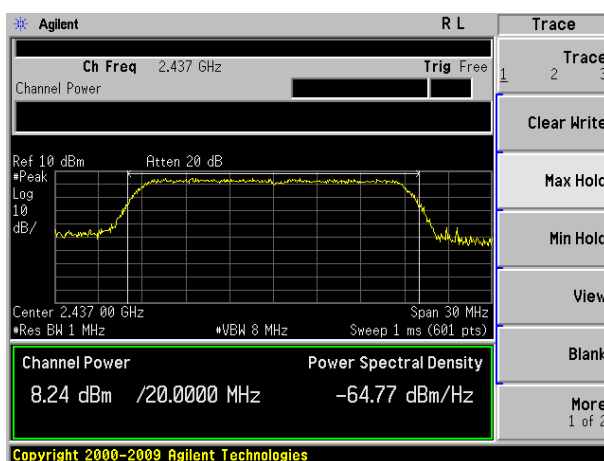
Report No.: EBO1407013-E090

Page 17 of 60

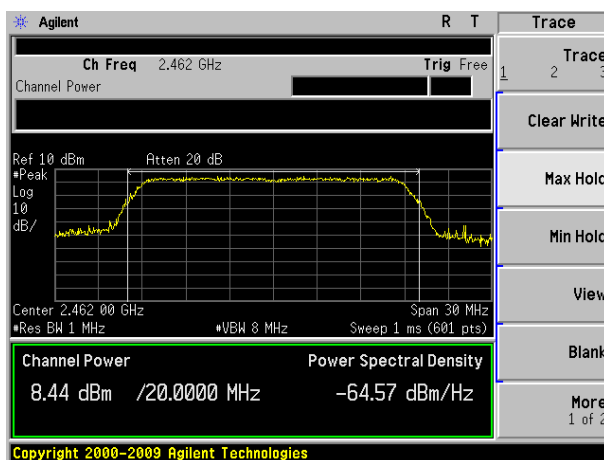
| | |
|------------|---------------|
| Test mode: | 802.11n(HT20) |
|------------|---------------|



Lowest channel



Middle channel

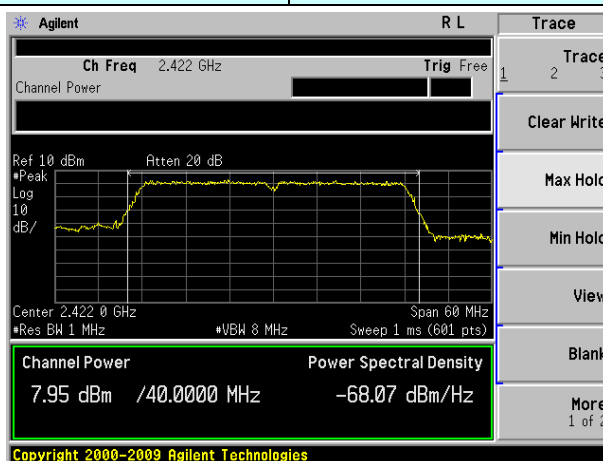


Highest channel

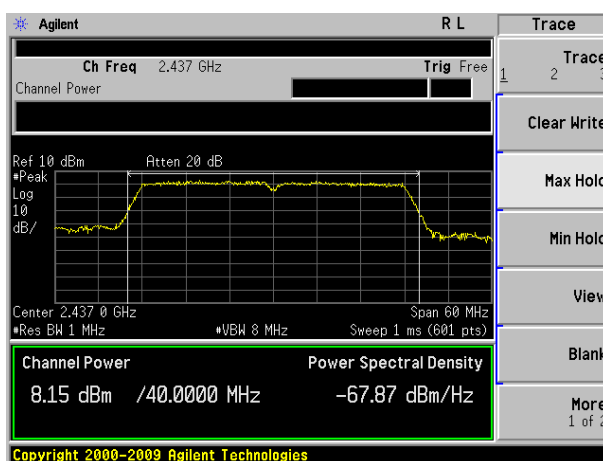
This document is issued by the Company subject to its General Conditions of Service printed overleaf, available on request or accessible at <http://www.ebotek.cn> and, for electronic format documents, subject to Terms and Conditions for Electronic Documents at <http://www.ebotek.cn>. Attention is drawn to the limitation of liability, indemnification and jurisdiction issues defined therein. Any holder of this document is advised that information contained hereon reflects the Company's findings at the time of its intervention only and within the limits of Client's instructions, if any. The Company's sole responsibility is to its Client and this document does not exonerate parties to a transaction from exercising all their rights and obligations under the transaction documents. This document cannot be reproduced except in full, without prior written approval of the Company. Any unauthorized alteration, forgery or falsification of the content or appearance of this document is unlawful and offenders may be prosecuted to the fullest extent of the law. Unless otherwise stated the results shown in this test report refer only to the sample(s) tested and such sample(s) are retained for 90 days only."



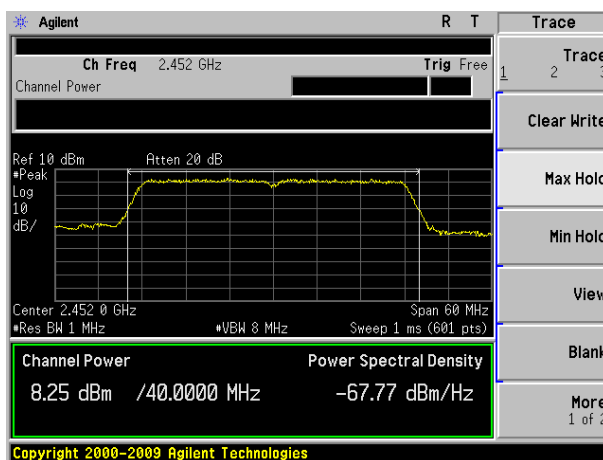
| | |
|------------|---------------|
| Test mode: | 802.11n(HT40) |
|------------|---------------|



Lowest channel



Middle channel

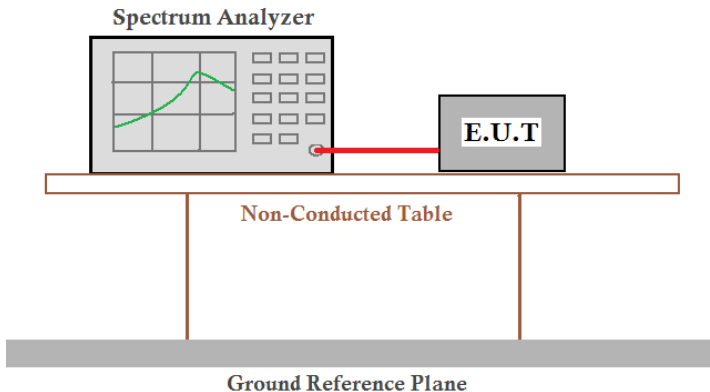


Highest channel

This document is issued by the Company subject to its General Conditions of Service printed overleaf, available on request or accessible at <http://www.ebotek.cn> and, for electronic format documents, subject to Terms and Conditions for Electronic Documents at <http://www.ebotek.cn>. Attention is drawn to the limitation of liability, indemnification and jurisdiction issues defined therein. Any holder of this document is advised that information contained hereon reflects the Company's findings at the time of its intervention only and within the limits of Client's instructions, if any. The Company's sole responsibility is to its Client and this document does not exonerate parties to a transaction from exercising all their rights and obligations under the transaction documents. This document cannot be reproduced except in full, without prior written approval of the Company. Any unauthorized alteration, forgery or falsification of the content or appearance of this document is unlawful and offenders may be prosecuted to the fullest extent of the law. Unless otherwise stated the results shown in this test report refer only to the sample(s) tested and such sample(s) are retained for 90 days only."



7.4 Channel Bandwidth

| | |
|-------------------|--|
| Test Requirement: | FCC Part15 C Section 15.247 (a)(2) |
| Test Method: | ANSI C63.4:2003 and KDB558074 D01 DTS Meas Guidance V03 |
| Limit: | >500KHz |
| Test setup: |  |
| Test Instruments: | Refer to section 6.0 for details |
| Test mode: | Refer to section 5.3 for details |
| Test results: | Pass |

Measurement Data

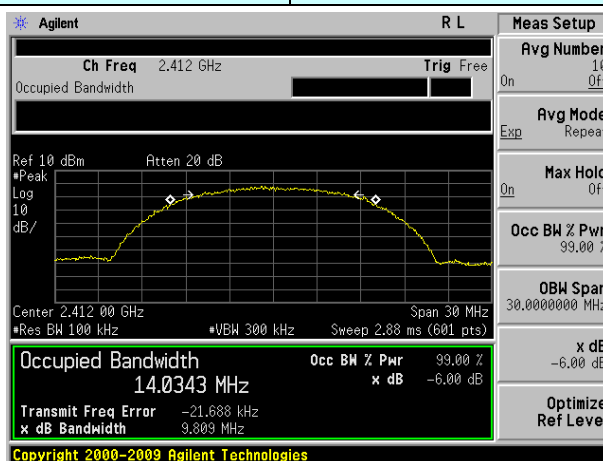
| Test CH | Channel Bandwidth (MHz) | | | | Limit(KHz) | Result |
|---------|-------------------------|---------|---------------|---------------|------------|--------|
| | 802.11b | 802.11g | 802.11n(HT20) | 802.11n(HT40) | | |
| Lowest | 9.809 | 16.520 | 17.735 | 36.391 | >500 | Pass |
| Middle | 9.990 | 16.525 | 17.774 | 36.290 | | |
| Highest | 10.816 | 16.503 | 17.746 | 36.418 | | |

Test plot as follows:

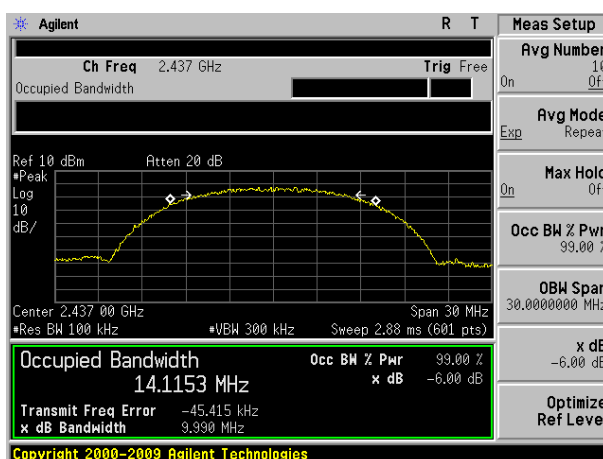
This document is issued by the Company subject to its General Conditions of Service printed overleaf, available on request or accessible at <http://www.ebotek.cn> and, for electronic format documents, subject to Terms and Conditions for Electronic Documents at <http://www.ebotek.cn>. Attention is drawn to the limitation of liability, indemnification and jurisdiction issues defined therein. Any holder of this document is advised that information contained hereon reflects the Company's findings at the time of its intervention only and within the limits of Client's instructions, if any. The Company's sole responsibility is to its Client and this document does not exonerate parties to a transaction from exercising all their rights and obligations under the transaction documents. This document cannot be reproduced except in full, without prior written approval of the Company. Any unauthorized alteration, forgery or falsification of the content or appearance of this document is unlawful and offenders may be prosecuted to the fullest extent of the law. Unless otherwise stated the results shown in this test report refer only to the sample(s) tested and such sample(s) are retained for 90 days only."



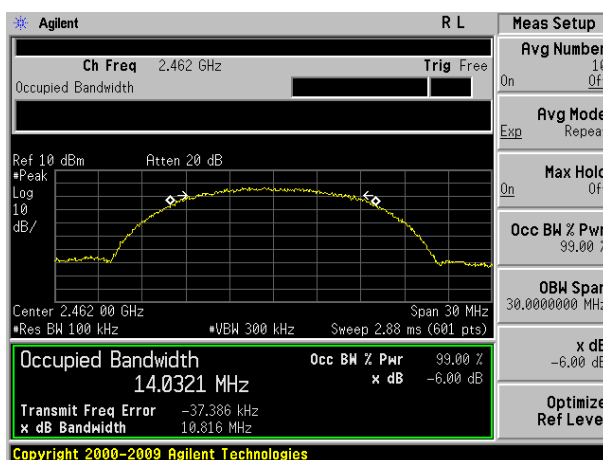
| | |
|------------|---------|
| Test mode: | 802.11b |
|------------|---------|



Lowest channel



Middle channel

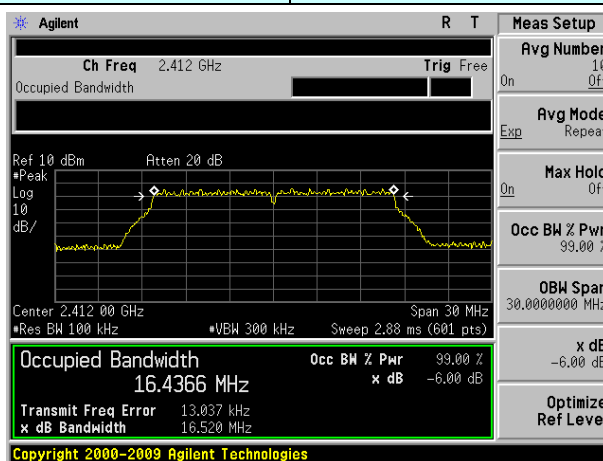


Highest channel

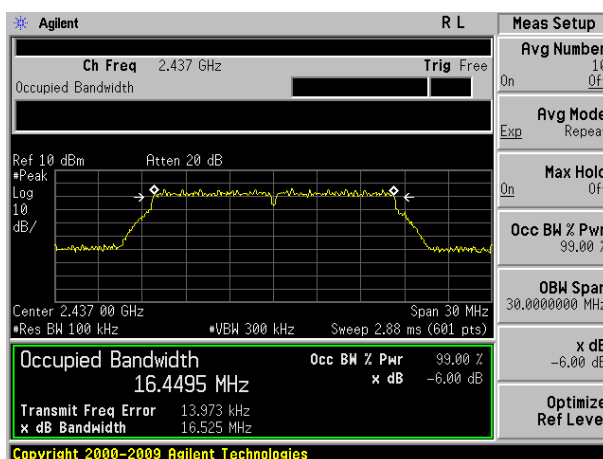
This document is issued by the Company subject to its General Conditions of Service printed overleaf, available on request or accessible at <http://www.ebotek.cn> and, for electronic format documents, subject to Terms and Conditions for Electronic Documents at <http://www.ebotek.cn>. Attention is drawn to the limitation of liability, indemnification and jurisdiction issues defined therein. Any holder of this document is advised that information contained hereon reflects the Company's findings at the time of its intervention only and within the limits of Client's instructions, if any. The Company's sole responsibility is to its Client and this document does not exonerate parties to a transaction from exercising all their rights and obligations under the transaction documents. This document cannot be reproduced except in full, without prior written approval of the Company. Any unauthorized alteration, forgery or falsification of the content or appearance of this document is unlawful and offenders may be prosecuted to the fullest extent of the law. Unless otherwise stated the results shown in this test report refer only to the sample(s) tested and such sample(s) are retained for 90 days only."



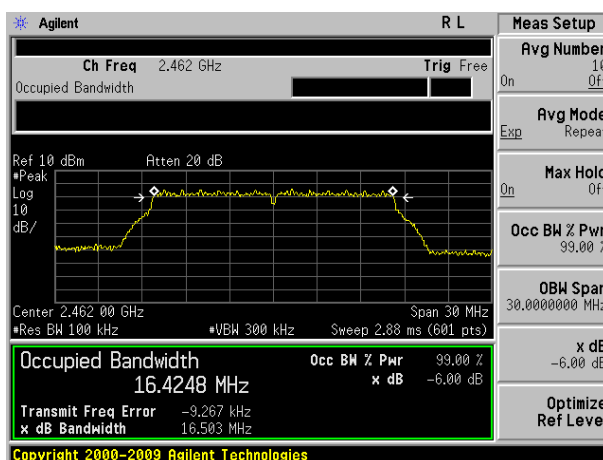
| | |
|------------|---------|
| Test mode: | 802.11g |
|------------|---------|



Lowest channel



Middle channel

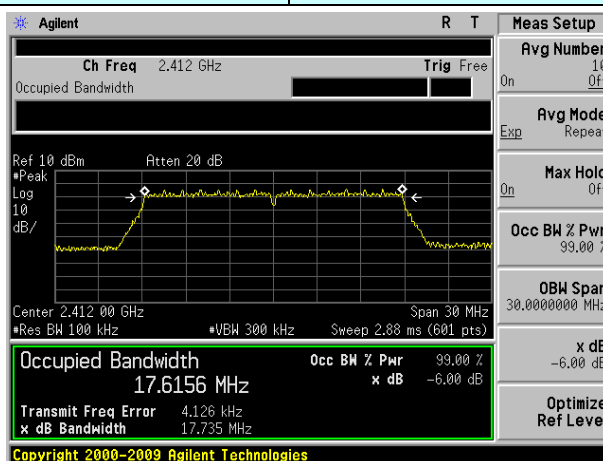


Highest channel

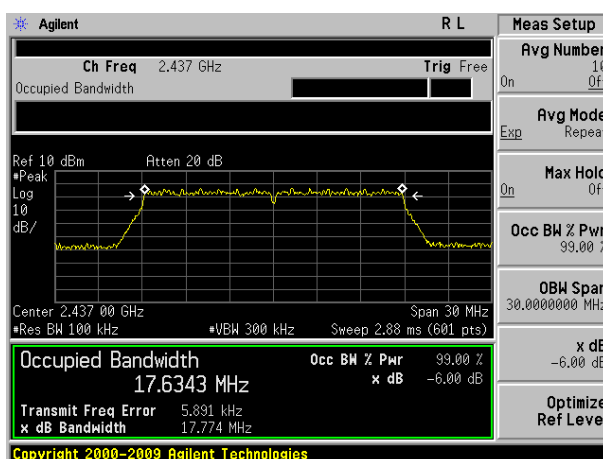
This document is issued by the Company subject to its General Conditions of Service printed overleaf, available on request or accessible at <http://www.ebotek.cn> and, for electronic format documents, subject to Terms and Conditions for Electronic Documents at <http://www.ebotek.cn>. Attention is drawn to the limitation of liability, indemnification and jurisdiction issues defined therein. Any holder of this document is advised that information contained hereon reflects the Company's findings at the time of its intervention only and within the limits of Client's instructions, if any. The Company's sole responsibility is to its Client and this document does not exonerate parties to a transaction from exercising all their rights and obligations under the transaction documents. This document cannot be reproduced except in full, without prior written approval of the Company. Any unauthorized alteration, forgery or falsification of the content or appearance of this document is unlawful and offenders may be prosecuted to the fullest extent of the law. Unless otherwise stated the results shown in this test report refer only to the sample(s) tested and such sample(s) are retained for 90 days only."



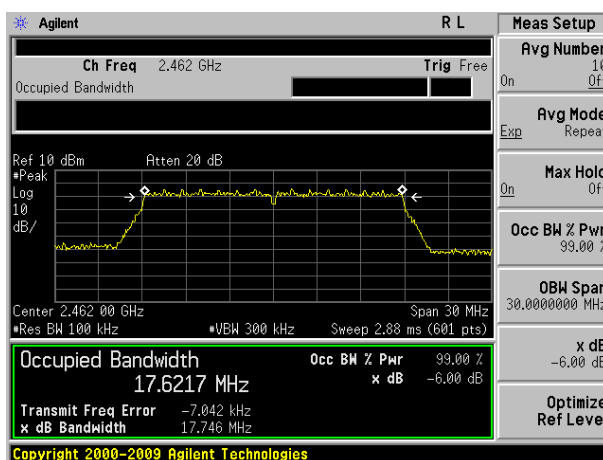
| | |
|------------|---------------|
| Test mode: | 802.11n(HT20) |
|------------|---------------|



Lowest channel



Middle channel

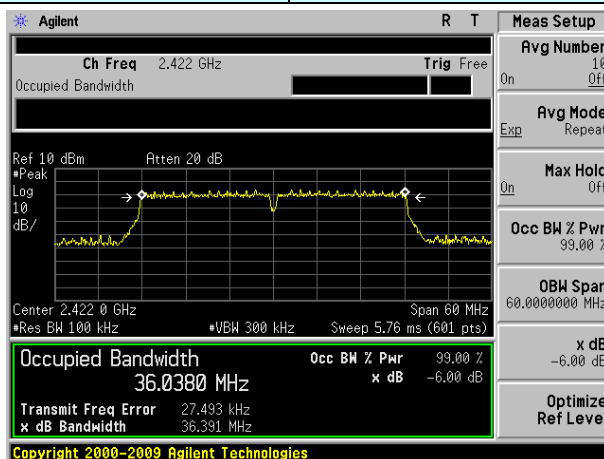


Highest channel

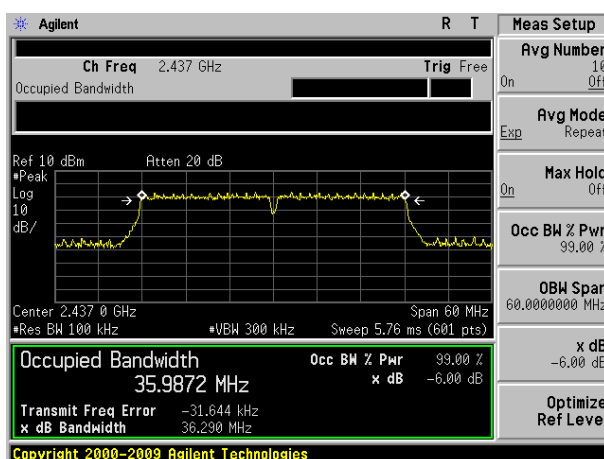
This document is issued by the Company subject to its General Conditions of Service printed overleaf, available on request or accessible at <http://www.ebotek.cn> and, for electronic format documents, subject to Terms and Conditions for Electronic Documents at <http://www.ebotek.cn>. Attention is drawn to the limitation of liability, indemnification and jurisdiction issues defined therein. Any holder of this document is advised that information contained hereon reflects the Company's findings at the time of its intervention only and within the limits of Client's instructions, if any. The Company's sole responsibility is to its Client and this document does not exonerate parties to a transaction from exercising all their rights and obligations under the transaction documents. This document cannot be reproduced except in full, without prior written approval of the Company. Any unauthorized alteration, forgery or falsification of the content or appearance of this document is unlawful and offenders may be prosecuted to the fullest extent of the law. Unless otherwise stated the results shown in this test report refer only to the sample(s) tested and such sample(s) are retained for 90 days only."



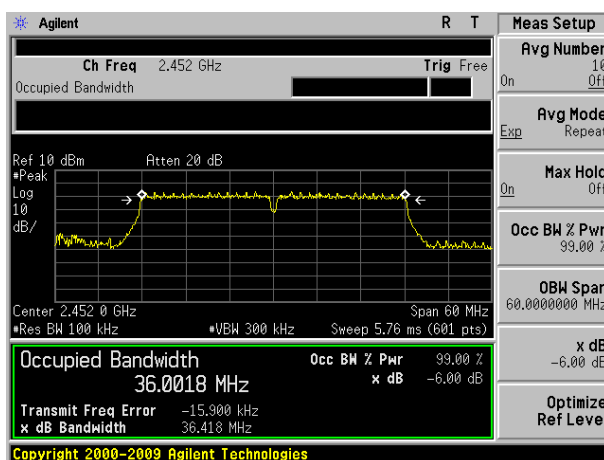
| | |
|------------|---------------|
| Test mode: | 802.11n(HT40) |
|------------|---------------|



Lowest channel



Middle channel

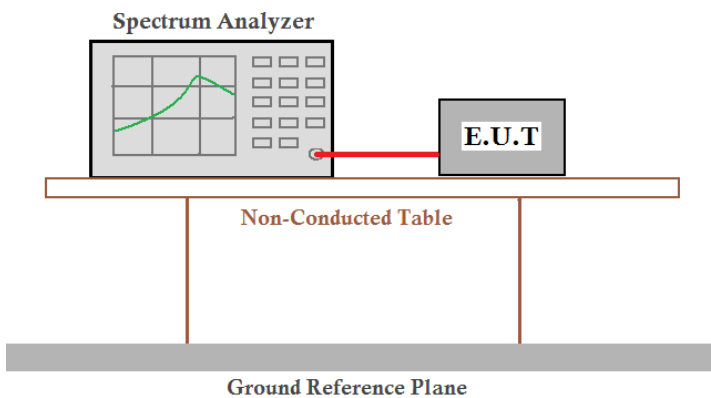


Highest channel

This document is issued by the Company subject to its General Conditions of Service printed overleaf, available on request or accessible at <http://www.ebotek.cn> and, for electronic format documents, subject to Terms and Conditions for Electronic Documents at <http://www.ebotek.cn>. Attention is drawn to the limitation of liability, indemnification and jurisdiction issues defined therein. Any holder of this document is advised that information contained hereon reflects the Company's findings at the time of its intervention only and within the limits of Client's instructions, if any. The Company's sole responsibility is to its Client and this document does not exonerate parties to a transaction from exercising all their rights and obligations under the transaction documents. This document cannot be reproduced except in full, without prior written approval of the Company. Any unauthorized alteration, forgery or falsification of the content or appearance of this document is unlawful and offenders may be prosecuted to the fullest extent of the law. Unless otherwise stated the results shown in this test report refer only to the sample(s) tested and such sample(s) are retained for 90 days only."



7.5 Power Spectral Density

| | |
|-------------------|---|
| Test Requirement: | FCC Part15 C Section 15.247 (e) |
| Test Method: | ANSI C63.4:2003 and KDB558074 D01 DTS Meas Guidance V03 |
| Limit: | 8dBm |
| Test setup: |  |
| Test Instruments: | Refer to section 6.0 for details |
| Test mode: | Refer to section 5.3 for details |
| Test results: | Pass |

Measurement Data

| Test CH | Power Spectral Density (dBm) | | | | Limit(dBm/3kHz) | Result |
|---------|------------------------------|---------|---------------|---------------|-----------------|--------|
| | 802.11b | 802.11g | 802.11n(HT20) | 802.11n(HT40) | | |
| Lowest | -2.26 | -4.09 | -4.09 | -6.44 | 8.00 | Pass |
| Middle | -2.15 | -4.38 | -4.25 | -6.55 | | |
| Highest | -3.16 | -4.56 | -4.49 | -6.76 | | |

This document is issued by the Company subject to its General Conditions of Service printed overleaf, available on request or accessible at <http://www.ebotek.cn> and, for electronic format documents, subject to Terms and Conditions for Electronic Documents at <http://www.ebotek.cn>. Attention is drawn to the limitation of liability, indemnification and jurisdiction issues defined therein. Any holder of this document is advised that information contained hereon reflects the Company's findings at the time of its intervention only and within the limits of Client's instructions, if any. The Company's sole responsibility is to its Client and this document does not exonerate parties to a transaction from exercising all their rights and obligations under the transaction documents. This document cannot be reproduced except in full, without prior written approval of the Company. Any unauthorized alteration, forgery or falsification of the content or appearance of this document is unlawful and offenders may be prosecuted to the fullest extent of the law. Unless otherwise stated the results shown in this test report refer only to the sample(s) tested and such sample(s) are retained for 90 days only."



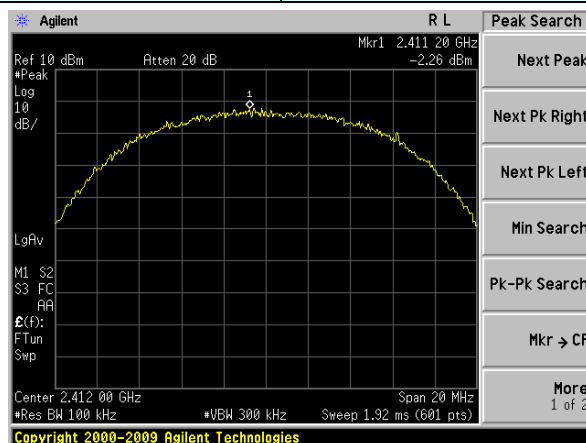
Shenzhen EBO Technology Co., Ltd.

Report No.: EBO1407013-E090

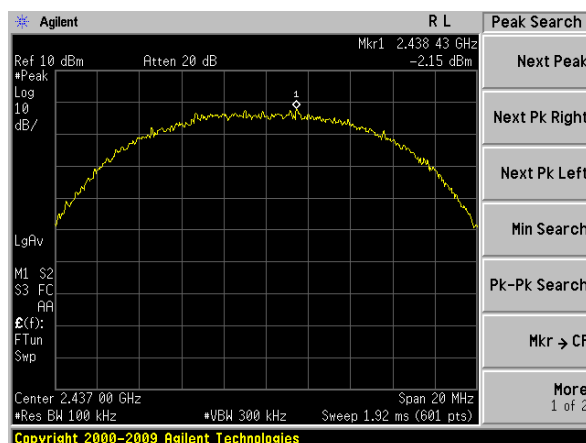
Page 25 of 60

Test plot as follows:

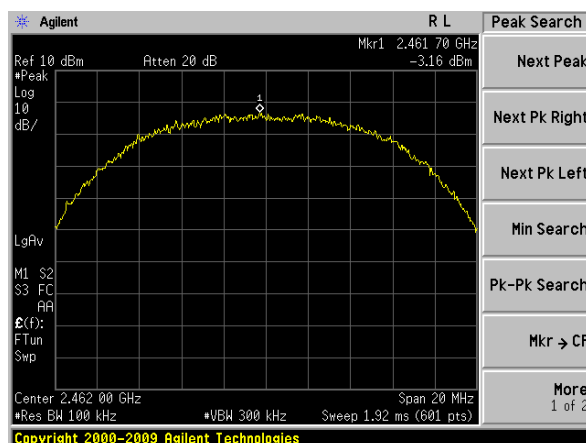
| | |
|------------|---------|
| Test mode: | 802.11b |
|------------|---------|



Lowest channel



Middle channel



Highest channel

This document is issued by the Company subject to its General Conditions of Service printed overleaf, available on request or accessible at <http://www.ebotek.cn> and, for electronic format documents, subject to Terms and Conditions for Electronic Documents at <http://www.ebotek.cn>. Attention is drawn to the limitation of liability, indemnification and jurisdiction issues defined therein. Any holder of this document is advised that information contained hereon reflects the Company's findings at the time of its intervention only and within the limits of Client's instructions, if any. The Company's sole responsibility is to its Client and this document does not exonerate parties to a transaction from exercising all their rights and obligations under the transaction documents. This document cannot be reproduced except in full, without prior written approval of the Company. Any unauthorized alteration, forgery or falsification of the content or appearance of this document is unlawful and offenders may be prosecuted to the fullest extent of the law. Unless otherwise stated the results shown in this test report refer only to the sample(s) tested and such sample(s) are retained for 90 days only."

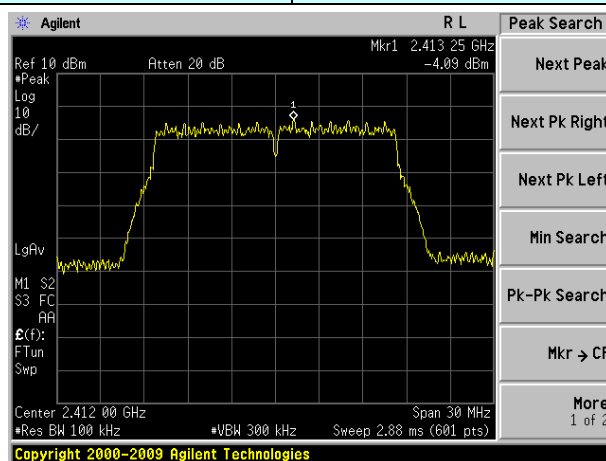


Shenzhen EBO Technology Co., Ltd.

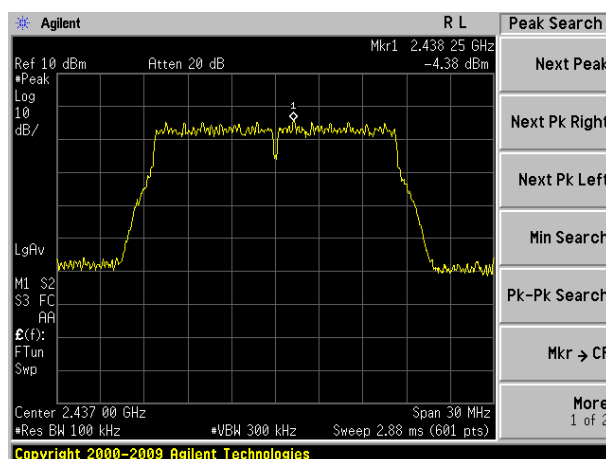
Report No.: EBO1407013-E090

Page 26 of 60

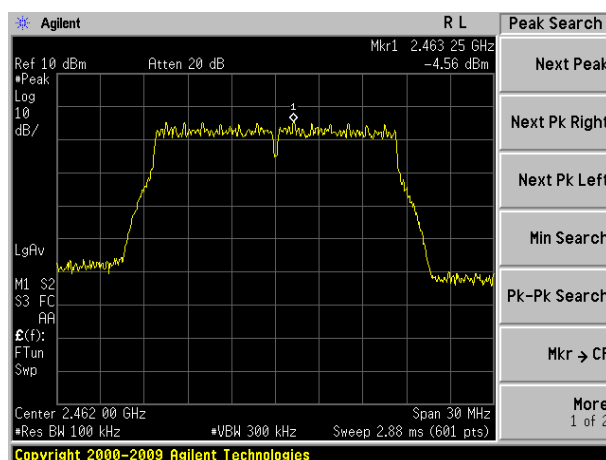
| | |
|------------|---------|
| Test mode: | 802.11g |
|------------|---------|



Lowest channel



Middle channel



Highest channel

This document is issued by the Company subject to its General Conditions of Service printed overleaf, available on request or accessible at <http://www.ebotek.cn> and, for electronic format documents, subject to Terms and Conditions for Electronic Documents at <http://www.ebotek.cn>. Attention is drawn to the limitation of liability, indemnification and jurisdiction issues defined therein. Any holder of this document is advised that information contained hereon reflects the Company's findings at the time of its intervention only and within the limits of Client's instructions, if any. The Company's sole responsibility is to its Client and this document does not exonerate parties to a transaction from exercising all their rights and obligations under the transaction documents. This document cannot be reproduced except in full, without prior written approval of the Company. Any unauthorized alteration, forgery or falsification of the content or appearance of this document is unlawful and offenders may be prosecuted to the fullest extent of the law. Unless otherwise stated the results shown in this test report refer only to the sample(s) tested and such sample(s) are retained for 90 days only."

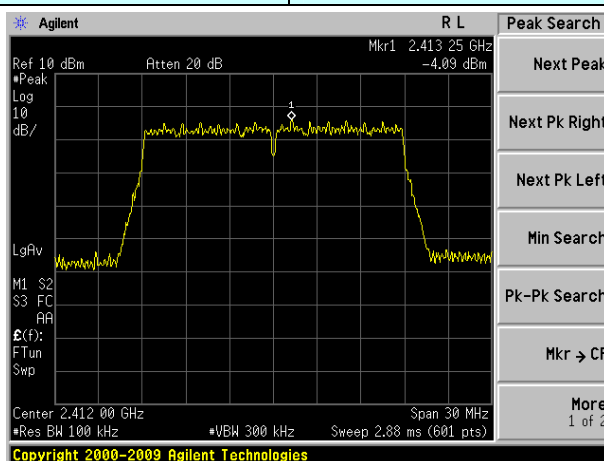


Shenzhen EBO Technology Co., Ltd.

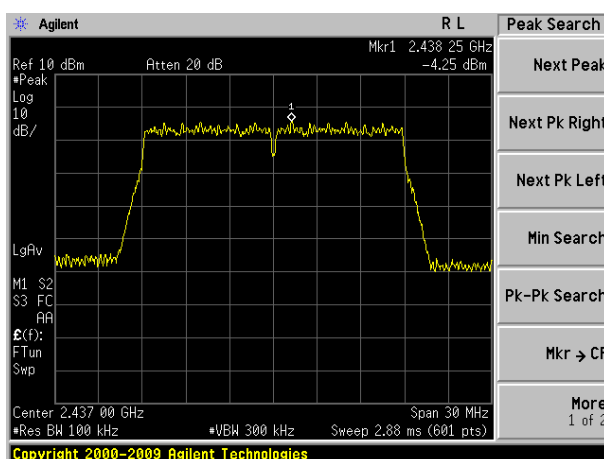
Report No.: EBO1407013-E090

Page 27 of 60

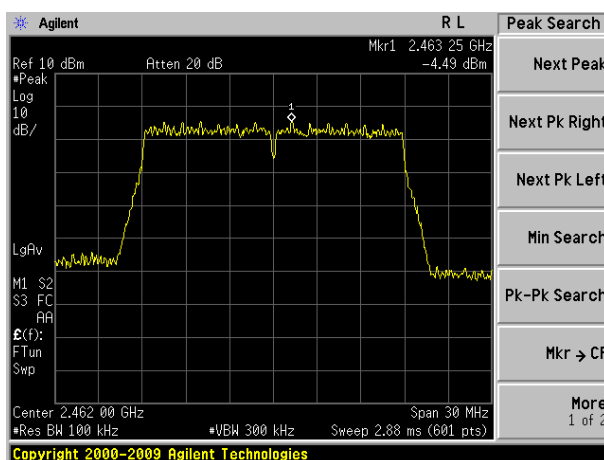
| | |
|------------|---------------|
| Test mode: | 802.11n(HT20) |
|------------|---------------|



Lowest channel



Middle channel



Highest channel

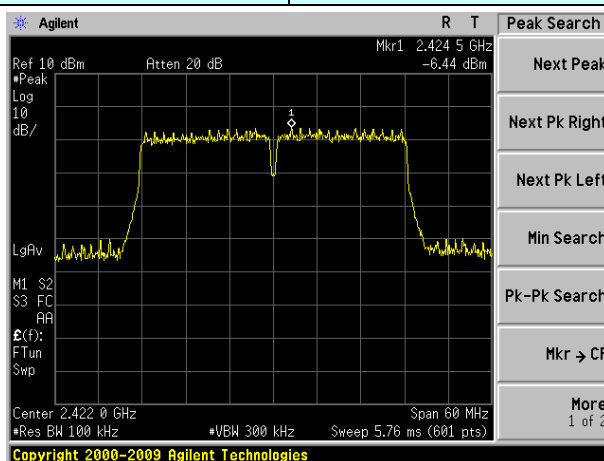
This document is issued by the Company subject to its General Conditions of Service printed overleaf, available on request or accessible at <http://www.ebotek.cn> and, for electronic format documents, subject to Terms and Conditions for Electronic Documents at <http://www.ebotek.cn>. Attention is drawn to the limitation of liability, indemnification and jurisdiction issues defined therein. Any holder of this document is advised that information contained hereon reflects the Company's findings at the time of its intervention only and within the limits of Client's instructions, if any. The Company's sole responsibility is to its Client and this document does not exonerate parties to a transaction from exercising all their rights and obligations under the transaction documents. This document cannot be reproduced except in full, without prior written approval of the Company. Any unauthorized alteration, forgery or falsification of the content or appearance of this document is unlawful and offenders may be prosecuted to the fullest extent of the law. Unless otherwise stated the results shown in this test report refer only to the sample(s) tested and such sample(s) are retained for 90 days only."



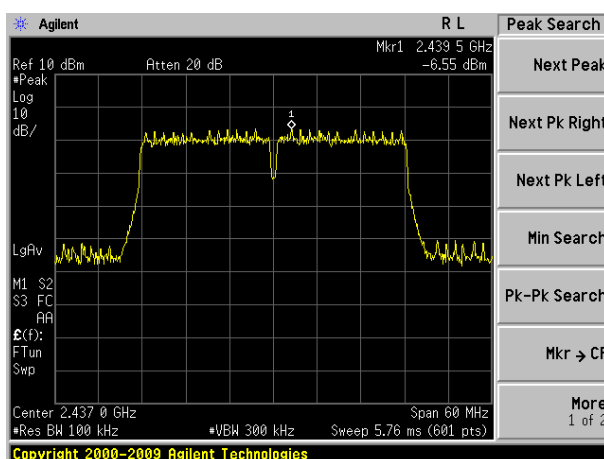
Shenzhen EBO Technology Co., Ltd.

Report No.: EBO1407013-E090
Page 28 of 60

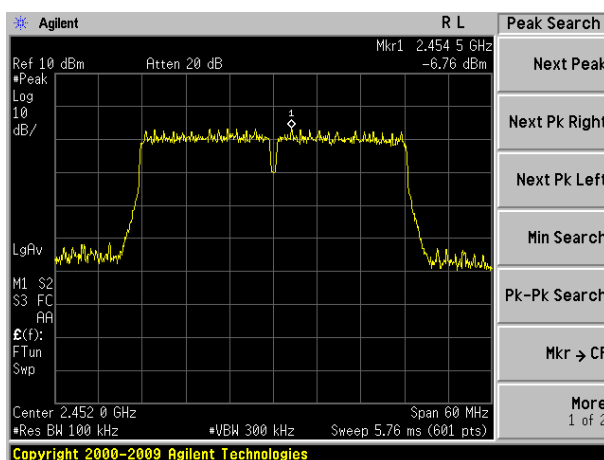
| | |
|------------|---------------|
| Test mode: | 802.11n(HT40) |
|------------|---------------|



Lowest channel



Middle channel



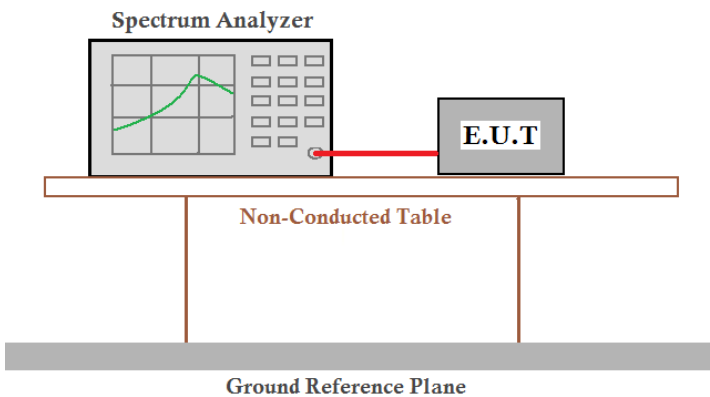
Highest channel

This document is issued by the Company subject to its General Conditions of Service printed overleaf, available on request or accessible at <http://www.ebotek.cn> and, for electronic format documents, subject to Terms and Conditions for Electronic Documents at <http://www.ebotek.cn>. Attention is drawn to the limitation of liability, indemnification and jurisdiction issues defined therein. Any holder of this document is advised that information contained hereon reflects the Company's findings at the time of its intervention only and within the limits of Client's instructions, if any. The Company's sole responsibility is to its Client and this document does not exonerate parties to a transaction from exercising all their rights and obligations under the transaction documents. This document cannot be reproduced except in full, without prior written approval of the Company. Any unauthorized alteration, forgery or falsification of the content or appearance of this document is unlawful and offenders may be prosecuted to the fullest extent of the law. Unless otherwise stated the results shown in this test report refer only to the sample(s) tested and such sample(s) are retained for 90 days only."



7.6 Band edges

7.6.1 Conducted Emission Method

| | |
|-------------------|---|
| Test Requirement: | FCC Part15 C Section 15.247 (d) |
| Test Method: | ANSI C63.4:2003 and KDB558074 D01 DTS Meas Guidance V03 |
| Limit: | In any 100 kHz bandwidth outside the frequency band in which the spread spectrum intentional radiator is operating, the radio frequency power that is produced by the intentional radiator shall be at least 20 dB below that in the 100 kHz bandwidth within the band that contains the highest level of the desired power, based on either an RF conducted or a radiated measurement. |
| Test setup: |  |
| Test Instruments: | Refer to section 6.0 for details |
| Test mode: | Refer to section 5.3 for details |
| Test results: | Pass |

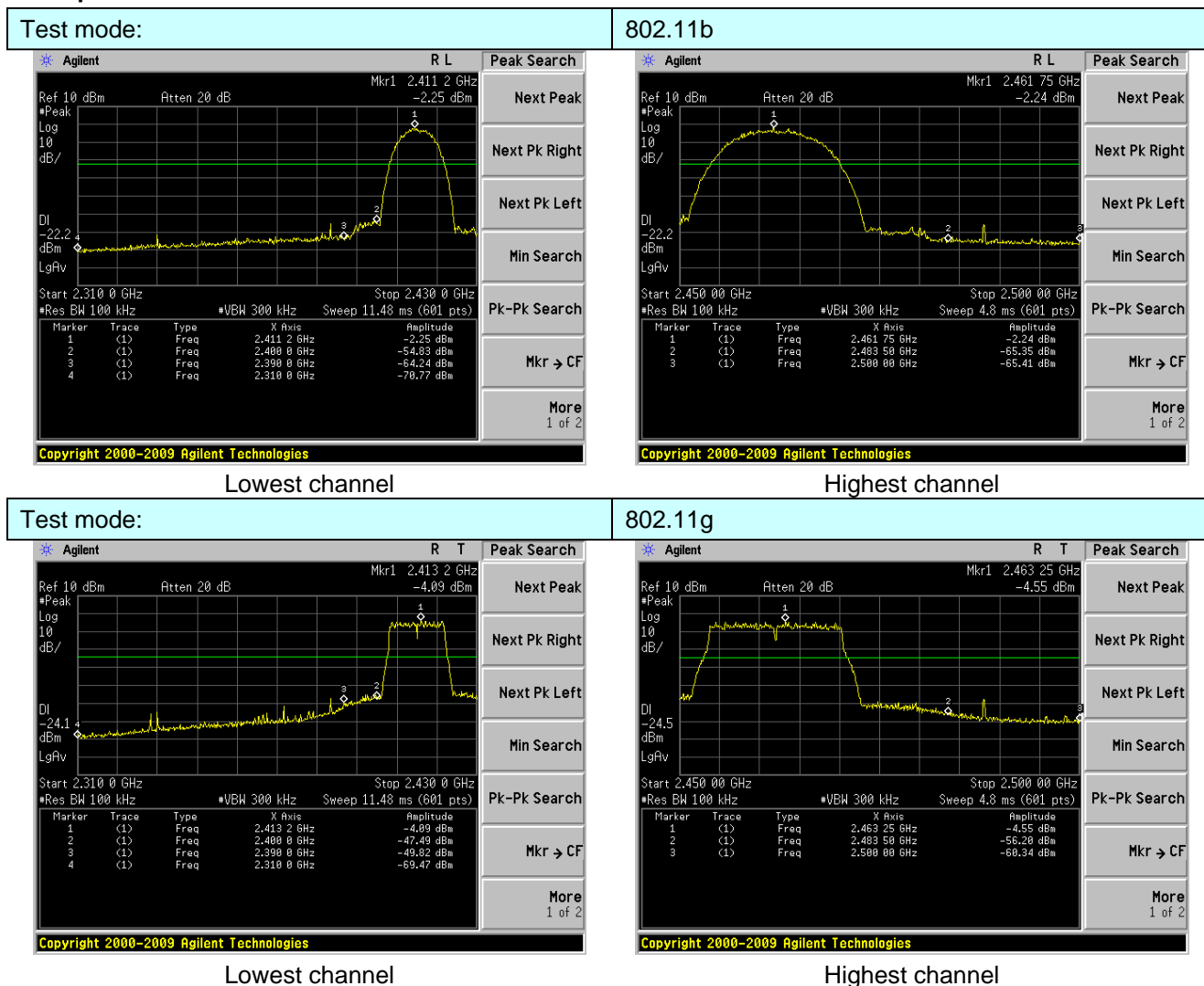


Shenzhen EBO Technology Co., Ltd.

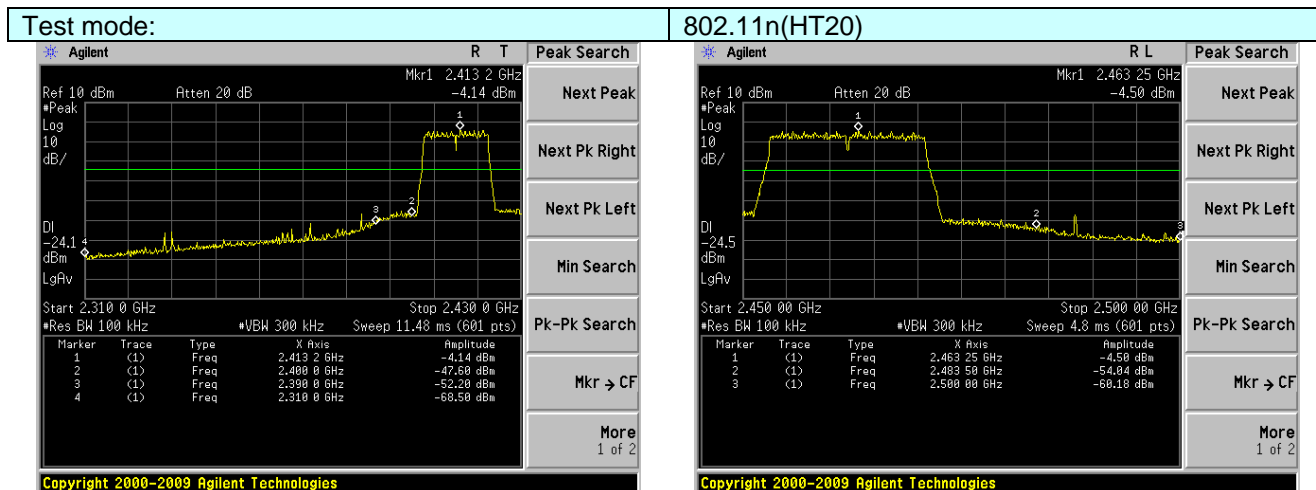
Report No.: EBO1407013-E090

Page 30 of 60

Test plot as follows:

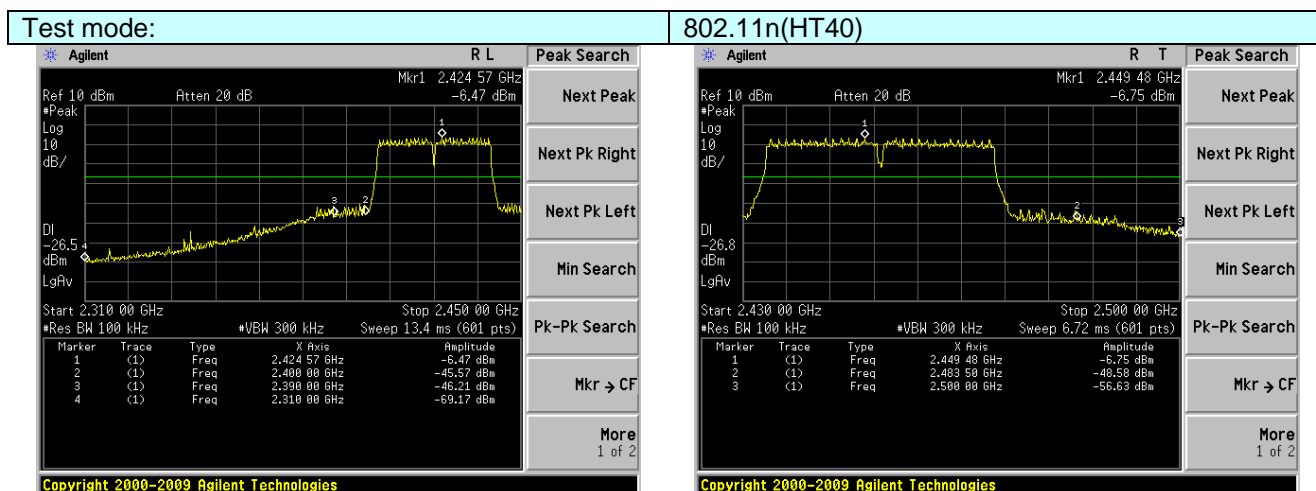


This document is issued by the Company subject to its General Conditions of Service printed overleaf, available on request or accessible at <http://www.ebotek.cn> and, for electronic format documents, subject to Terms and Conditions for Electronic Documents at <http://www.ebotek.cn>. Attention is drawn to the limitation of liability, indemnification and jurisdiction issues defined therein. Any holder of this document is advised that information contained hereon reflects the Company's findings at the time of its intervention only and within the limits of Client's instructions, if any. The Company's sole responsibility is to its Client and this document does not exonerate parties to a transaction from exercising all their rights and obligations under the transaction documents. This document cannot be reproduced except in full, without prior written approval of the Company. Any unauthorized alteration, forgery or falsification of the content or appearance of this document is unlawful and offenders may be prosecuted to the fullest extent of the law. Unless otherwise stated the results shown in this test report refer only to the sample(s) tested and such sample(s) are retained for 90 days only."



Lowest channel

Highest channel

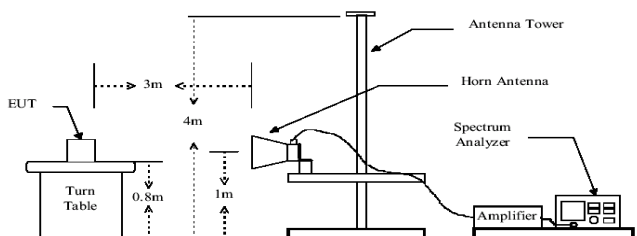


Lowest channel

Highest channel



7.6.2 Radiated Emission Method

| | | | | | |
|-----------------------|---|----------|--------------------|------|---------|
| Test Requirement: | FCC Part15 C Section 15.209 and 15.205 | | | | |
| Test Method: | ANSI C63.4: 2003 | | | | |
| Test Frequency Range: | All of the restrict bands were tested, only the worst band's (2310MHz to 2500MHz) data was showed. | | | | |
| Test site: | Measurement Distance: 3m | | | | |
| Receiver setup: | Frequency | Detector | RBW | VBW | Value |
| | Above 1GHz | Peak | 1MHz | 3MHz | Peak |
| | | Peak | 1MHz | 10Hz | Average |
| Limit: | Frequency | | Limit (dBuV/m @3m) | | Value |
| | Above 1GHz | | 54.00 | | Average |
| | | | 74.00 | | Peak |
| Test setup: |  | | | | |
| Test Procedure: | <ol style="list-style-type: none">1. The EUT was placed on the top of a rotating table 0.8 meters above the ground at a 3 meter camber. The table was rotated 360 degrees to determine the position of the highest radiation.2. The EUT was set 3 meters away from the interference-receiving antenna, which was mounted on the top of a variable-height antenna tower.3. The antenna height is varied from one meter to four meters above the ground to determine the maximum value of the field strength. Both horizontal and vertical polarizations of the antenna are set to make the measurement.4. For each suspected emission, the EUT was arranged to its worst case and then the antenna was tuned to heights from 1 meter to 4 meters and the rota table was turned from 0 degrees to 360 degrees to find the maximum reading.5. The test-receiver system was set to Peak Detect Function and Specified Bandwidth with Maximum Hold Mode.6. If the emission level of the EUT in peak mode was 10dB lower than the limit specified, then testing could be stopped and the peak values of the EUT would be reported. Otherwise the emissions that did not have 10dB margin would be re-tested one by one using peak, quasi-peak or average method as specified and then reported in a data sheet.7. The radiation measurements are performed in X, Y, Z axis positioning. And found the Y axis positioning which it is worse case, only the test worst case mode is recorded in the report. | | | | |
| Test Instruments: | Refer to section 6.0 for details | | | | |
| Test mode: | Refer to section 5.3 for details | | | | |

This document is issued by the Company subject to its General Conditions of Service printed overleaf, available on request or accessible at <http://www.ebotek.cn> and, for electronic format documents, subject to Terms and Conditions for Electronic Documents at <http://www.ebotek.cn>. Attention is drawn to the limitation of liability, indemnification and jurisdiction issues defined therein. Any holder of this document is advised that information contained hereon reflects the Company's findings at the time of its intervention only and within the limits of Client's instructions, if any. The Company's sole responsibility is to its Client and this document does not exonerate parties to a transaction from exercising all their rights and obligations under the transaction documents. This document cannot be reproduced except in full, without prior written approval of the Company. Any unauthorized alteration, forgery or falsification of the content or appearance of this document is unlawful and offenders may be prosecuted to the fullest extent of the law. Unless otherwise stated the results shown in this test report refer only to the sample(s) tested and such sample(s) are retained for 90 days only."



Shenzhen EBO Technology Co., Ltd.

Report No.: EBO1407013-E090

Page 33 of 60

| | |
|---------------|------|
| Test results: | Pass |
|---------------|------|

Measurement data:

Remark: The pre-test were performed on lowest, middle and highest frequencies, only the worst case's (lowest and highest frequencies) data was showed.

| | | | |
|------------|---------|---------------|--------|
| Test mode: | 802.11b | Test channel: | Lowest |
|------------|---------|---------------|--------|

Peak value:

| Frequency (MHz) | Read Level (dBuV) | Antenna Factor (dB/m) | Cable Loss (dB) | Preamplifier Factor (dB) | Level (dBuV/m) | Limit Line (dBuV/m) | Over Limit (dB) | Polarization |
|-----------------|-------------------|-----------------------|-----------------|--------------------------|----------------|---------------------|-----------------|--------------|
| 2390.00 | 49.87 | 27.59 | 5.38 | 34.01 | 48.83 | 74.00 | -25.17 | Horizontal |
| 2400.00 | 58.28 | 27.58 | 5.39 | 34.01 | 57.24 | 74.00 | -16.76 | Horizontal |
| 2390.00 | 51.42 | 27.59 | 5.38 | 34.01 | 50.38 | 74.00 | -23.62 | Vertical |
| 2400.00 | 59.60 | 27.58 | 5.39 | 34.01 | 58.56 | 74.00 | -15.44 | Vertical |

Average value:

| Frequency (MHz) | Read Level (dBuV) | Antenna Factor (dB/m) | Cable Loss (dB) | Preamplifier Factor (dB) | Level (dBuV/m) | Limit Line (dBuV/m) | Over Limit (dB) | Polarization |
|-----------------|-------------------|-----------------------|-----------------|--------------------------|----------------|---------------------|-----------------|--------------|
| 2390.00 | 37.14 | 27.59 | 5.38 | 34.01 | 36.10 | 54.00 | -17.90 | Horizontal |
| 2400.00 | 45.24 | 27.58 | 5.39 | 34.01 | 44.20 | 54.00 | -9.80 | Horizontal |
| 2390.00 | 38.82 | 27.59 | 5.38 | 34.01 | 37.78 | 54.00 | -16.22 | Vertical |
| 2400.00 | 46.23 | 27.58 | 5.39 | 34.01 | 45.19 | 54.00 | -8.81 | Vertical |

| | | | |
|------------|---------|---------------|---------|
| Test mode: | 802.11b | Test channel: | Highest |
|------------|---------|---------------|---------|

Peak value:

| Frequency (MHz) | Read Level (dBuV) | Antenna Factor (dB/m) | Cable Loss (dB) | Preamplifier Factor (dB) | Level (dBuV/m) | Limit Line (dBuV/m) | Over Limit (dB) | Polarization |
|-----------------|-------------------|-----------------------|-----------------|--------------------------|----------------|---------------------|-----------------|--------------|
| 2483.50 | 49.76 | 27.53 | 5.47 | 33.92 | 48.84 | 74.00 | -25.16 | Horizontal |
| 2500.00 | 46.16 | 27.55 | 5.49 | 29.93 | 49.27 | 74.00 | -24.73 | Horizontal |
| 2483.50 | 51.65 | 27.53 | 5.47 | 33.92 | 50.73 | 74.00 | -23.27 | Vertical |
| 2500.00 | 48.33 | 27.55 | 5.49 | 29.93 | 51.44 | 74.00 | -22.56 | Vertical |

Average value:

| Frequency (MHz) | Read Level (dBuV) | Antenna Factor (dB/m) | Cable Loss (dB) | Preamplifier Factor (dB) | Level (dBuV/m) | Limit Line (dBuV/m) | Over Limit (dB) | Polarization |
|-----------------|-------------------|-----------------------|-----------------|--------------------------|----------------|---------------------|-----------------|--------------|
| 2483.50 | 37.24 | 27.53 | 5.47 | 33.92 | 36.32 | 54.00 | -17.68 | Horizontal |
| 2500.00 | 33.68 | 27.55 | 5.49 | 29.93 | 36.79 | 54.00 | -17.21 | Horizontal |
| 2483.50 | 39.02 | 27.53 | 5.47 | 33.92 | 38.10 | 54.00 | -15.90 | Vertical |

This document is issued by the Company subject to its General Conditions of Service printed overleaf, available on request or accessible at <http://www.ebotek.cn> and, for electronic format documents, subject to Terms and Conditions for Electronic Documents at <http://www.ebotek.cn>. Attention is drawn to the limitation of liability, indemnification and jurisdiction issues defined therein. Any holder of this document is advised that information contained hereon reflects the Company's findings at the time of its intervention only and within the limits of Client's instructions, if any. The Company's sole responsibility is to its Client and this document does not exonerate parties to a transaction from exercising all their rights and obligations under the transaction documents. This document cannot be reproduced except in full, without prior written approval of the Company. Any unauthorized alteration, forgery or falsification of the content or appearance of this document is unlawful and offenders may be prosecuted to the fullest extent of the law. Unless otherwise stated the results shown in this test report refer only to the sample(s) tested and such sample(s) are retained for 90 days only."



Shenzhen EBO Technology Co., Ltd.

Report No.: EBO1407013-E090

Page 34 of 60

| | | | | | | | | |
|---------|-------|-------|------|-------|-------|-------|--------|----------|
| 2500.00 | 35.49 | 27.55 | 5.49 | 29.93 | 38.60 | 54.00 | -15.40 | Vertical |
|---------|-------|-------|------|-------|-------|-------|--------|----------|

Remark:

1. *Final Level = Receiver Read level + Antenna Factor + Cable Loss – Preamplifier Factor*
2. *The emission levels of other frequencies are very lower than the limit and not show in test report.*

This document is issued by the Company subject to its General Conditions of Service printed overleaf, available on request or accessible at <http://www.eботek.cn> and, for electronic format documents, subject to Terms and Conditions for Electronic Documents at <http://www.eботek.cn>. Attention is drawn to the limitation of liability, indemnification and jurisdiction issues defined therein. Any holder of this document is advised that information contained hereon reflects the Company's findings at the time of its intervention only and within the limits of Client's instructions, if any. The Company's sole responsibility is to its Client and this document does not exonerate parties to a transaction from exercising all their rights and obligations under the transaction documents. This document cannot be reproduced except in full, without prior written approval of the Company. Any unauthorized alteration, forgery or falsification of the content or appearance of this document is unlawful and offenders may be prosecuted to the fullest extent of the law. Unless otherwise stated the results shown in this test report refer only to the sample(s) tested and such sample(s) are retained for 90 days only."



Shenzhen EBO Technology Co., Ltd.

Report No.: EBO1407013-E090

Page 35 of 60

| | | | |
|------------|---------|---------------|--------|
| Test mode: | 802.11g | Test channel: | Lowest |
|------------|---------|---------------|--------|

Peak value:

| Frequency (MHz) | Read Level (dBuV) | Antenna Factor (dB/m) | Cable Loss (dB) | Preamplifier Factor (dB) | Level (dBuV/m) | Limit Line (dBuV/m) | Over Limit (dB) | Polarization |
|-----------------|-------------------|-----------------------|-----------------|--------------------------|----------------|---------------------|-----------------|--------------|
| 2390.00 | 49.20 | 27.59 | 5.38 | 34.01 | 48.16 | 74.00 | -25.84 | Horizontal |
| 2400.00 | 57.39 | 27.58 | 5.39 | 34.01 | 56.35 | 74.00 | -17.65 | Horizontal |
| 2390.00 | 50.71 | 27.59 | 5.38 | 34.01 | 49.67 | 74.00 | -24.33 | Vertical |
| 2400.00 | 58.52 | 27.58 | 5.39 | 34.01 | 57.48 | 74.00 | -16.52 | Vertical |

Average value:

| Frequency (MHz) | Read Level (dBuV) | Antenna Factor (dB/m) | Cable Loss (dB) | Preamplifier Factor (dB) | Level (dBuV/m) | Limit Line (dBuV/m) | Over Limit (dB) | Polarization |
|-----------------|-------------------|-----------------------|-----------------|--------------------------|----------------|---------------------|-----------------|--------------|
| 2390.00 | 36.66 | 27.59 | 5.38 | 34.01 | 35.62 | 54.00 | -18.38 | Horizontal |
| 2400.00 | 44.69 | 27.58 | 5.39 | 34.01 | 43.65 | 54.00 | -10.35 | Horizontal |
| 2390.00 | 38.29 | 27.59 | 5.38 | 34.01 | 37.25 | 54.00 | -16.75 | Vertical |
| 2400.00 | 45.63 | 27.58 | 5.39 | 34.01 | 44.59 | 54.00 | -9.41 | Vertical |

| | | | |
|------------|---------|---------------|---------|
| Test mode: | 802.11g | Test channel: | Highest |
|------------|---------|---------------|---------|

Peak value:

| Frequency (MHz) | Read Level (dBuV) | Antenna Factor (dB/m) | Cable Loss (dB) | Preamplifier Factor (dB) | Level (dBuV/m) | Limit Line (dBuV/m) | Over Limit (dB) | Polarization |
|-----------------|-------------------|-----------------------|-----------------|--------------------------|----------------|---------------------|-----------------|--------------|
| 2483.50 | 48.80 | 27.53 | 5.47 | 33.92 | 47.88 | 74.00 | -26.12 | Horizontal |
| 2500.00 | 45.41 | 27.55 | 5.49 | 29.93 | 48.52 | 74.00 | -25.48 | Horizontal |
| 2483.50 | 50.56 | 27.53 | 5.47 | 33.92 | 49.64 | 74.00 | -24.36 | Vertical |
| 2500.00 | 47.46 | 27.55 | 5.49 | 29.93 | 50.57 | 74.00 | -23.43 | Vertical |

Average value:

| Frequency (MHz) | Read Level (dBuV) | Antenna Factor (dB/m) | Cable Loss (dB) | Preamplifier Factor (dB) | Level (dBuV/m) | Limit Line (dBuV/m) | Over Limit (dB) | Polarization |
|-----------------|-------------------|-----------------------|-----------------|--------------------------|----------------|---------------------|-----------------|--------------|
| 2483.50 | 36.66 | 27.53 | 5.47 | 33.92 | 35.74 | 54.00 | -18.26 | Horizontal |
| 2500.00 | 33.23 | 27.55 | 5.49 | 29.93 | 36.34 | 54.00 | -17.66 | Horizontal |
| 2483.50 | 38.39 | 27.53 | 5.47 | 33.92 | 37.47 | 54.00 | -16.53 | Vertical |
| 2500.00 | 35.01 | 27.55 | 5.49 | 29.93 | 38.12 | 54.00 | -15.88 | Vertical |

Remark:

This document is issued by the Company subject to its General Conditions of Service printed overleaf, available on request or accessible at <http://www.ebotek.cn> and, for electronic format documents, subject to Terms and Conditions for Electronic Documents at <http://www.ebotek.cn>. Attention is drawn to the limitation of liability, indemnification and jurisdiction issues defined therein. Any holder of this document is advised that information contained hereon reflects the Company's findings at the time of its intervention only and within the limits of Client's instructions, if any. The Company's sole responsibility is to its Client and this document does not exonerate parties to a transaction from exercising all their rights and obligations under the transaction documents. This document cannot be reproduced except in full, without prior written approval of the Company. Any unauthorized alteration, forgery or falsification of the content or appearance of this document is unlawful and offenders may be prosecuted to the fullest extent of the law. Unless otherwise stated the results shown in this test report refer only to the sample(s) tested and such sample(s) are retained for 90 days only."



Shenzhen EBO Technology Co., Ltd.

Report No.: EBO1407013-E090

Page 36 of 60

1. *Final Level = Receiver Read level + Antenna Factor + Cable Loss – Preamplifier Factor*
2. *The emission levels of other frequencies are very lower than the limit and not show in test report.*



Shenzhen EBO Technology Co., Ltd.

Report No.: EBO1407013-E090

Page 37 of 60

| | | | |
|------------|---------------|---------------|--------|
| Test mode: | 802.11n(HT20) | Test channel: | Lowest |
|------------|---------------|---------------|--------|

Peak value:

| Frequency (MHz) | Read Level (dBuV) | Antenna Factor (dB/m) | Cable Loss (dB) | Preamplifier Factor (dB) | Level (dBuV/m) | Limit Line (dBuV/m) | Over Limit (dB) | Polarization |
|-----------------|-------------------|-----------------------|-----------------|--------------------------|----------------|---------------------|-----------------|--------------|
| 2390.00 | 49.42 | 27.59 | 5.38 | 34.01 | 48.38 | 74.00 | -25.62 | Horizontal |
| 2400.00 | 57.68 | 27.58 | 5.39 | 34.01 | 56.64 | 74.00 | -17.36 | Horizontal |
| 2390.00 | 50.94 | 27.59 | 5.38 | 34.01 | 49.90 | 74.00 | -24.10 | Vertical |
| 2400.00 | 58.88 | 27.58 | 5.39 | 34.01 | 57.84 | 74.00 | -16.16 | Vertical |

Average value:

| Frequency (MHz) | Read Level (dBuV) | Antenna Factor (dB/m) | Cable Loss (dB) | Preamplifier Factor (dB) | Level (dBuV/m) | Limit Line (dBuV/m) | Over Limit (dB) | Polarization |
|-----------------|-------------------|-----------------------|-----------------|--------------------------|----------------|---------------------|-----------------|--------------|
| 2390.00 | 36.82 | 27.59 | 5.38 | 34.01 | 35.78 | 54.00 | -18.22 | Horizontal |
| 2400.00 | 44.87 | 27.58 | 5.39 | 34.01 | 43.83 | 54.00 | -10.17 | Horizontal |
| 2390.00 | 38.46 | 27.59 | 5.38 | 34.01 | 37.42 | 54.00 | -16.58 | Vertical |
| 2400.00 | 45.83 | 27.58 | 5.39 | 34.01 | 44.79 | 54.00 | -9.21 | Vertical |

| | | | |
|------------|---------------|---------------|---------|
| Test mode: | 802.11n(HT20) | Test channel: | Highest |
|------------|---------------|---------------|---------|

Peak value:

| Frequency (MHz) | Read Level (dBuV) | Antenna Factor (dB/m) | Cable Loss (dB) | Preamplifier Factor (dB) | Level (dBuV/m) | Limit Line (dBuV/m) | Over Limit (dB) | Polarization |
|-----------------|-------------------|-----------------------|-----------------|--------------------------|----------------|---------------------|-----------------|--------------|
| 2483.50 | 49.12 | 27.53 | 5.47 | 33.92 | 48.20 | 74.00 | -25.80 | Horizontal |
| 2500.00 | 45.66 | 27.55 | 5.49 | 29.93 | 48.77 | 74.00 | -25.23 | Horizontal |
| 2483.50 | 50.92 | 27.53 | 5.47 | 33.92 | 50.00 | 74.00 | -24.00 | Vertical |
| 2500.00 | 47.75 | 27.55 | 5.49 | 29.93 | 50.86 | 74.00 | -23.14 | Vertical |

Average value:

| Frequency (MHz) | Read Level (dBuV) | Antenna Factor (dB/m) | Cable Loss (dB) | Preamplifier Factor (dB) | Level (dBuV/m) | Limit Line (dBuV/m) | Over Limit (dB) | Polarization |
|-----------------|-------------------|-----------------------|-----------------|--------------------------|----------------|---------------------|-----------------|--------------|
| 2483.50 | 36.85 | 27.53 | 5.47 | 33.92 | 35.93 | 54.00 | -18.07 | Horizontal |
| 2500.00 | 33.38 | 27.55 | 5.49 | 29.93 | 36.49 | 54.00 | -17.51 | Horizontal |
| 2483.50 | 38.60 | 27.53 | 5.47 | 33.92 | 37.68 | 54.00 | -16.32 | Vertical |
| 2500.00 | 35.17 | 27.55 | 5.49 | 29.93 | 38.28 | 54.00 | -15.72 | Vertical |

Remark:

This document is issued by the Company subject to its General Conditions of Service printed overleaf, available on request or accessible at <http://www.ebotek.cn> and, for electronic format documents, subject to Terms and Conditions for Electronic Documents at <http://www.ebotek.cn>. Attention is drawn to the limitation of liability, indemnification and jurisdiction issues defined therein. Any holder of this document is advised that information contained hereon reflects the Company's findings at the time of its intervention only and within the limits of Client's instructions, if any. The Company's sole responsibility is to its Client and this document does not exonerate parties to a transaction from exercising all their rights and obligations under the transaction documents. This document cannot be reproduced except in full, without prior written approval of the Company. Any unauthorized alteration, forgery or falsification of the content or appearance of this document is unlawful and offenders may be prosecuted to the fullest extent of the law. Unless otherwise stated the results shown in this test report refer only to the sample(s) tested and such sample(s) are retained for 90 days only."



Shenzhen EBO Technology Co., Ltd.

Report No.: EBO1407013-E090

Page 38 of 60

1. *Final Level = Receiver Read level + Antenna Factor + Cable Loss – Preamplifier Factor*
2. *The emission levels of other frequencies are very lower than the limit and not show in test report.*



Shenzhen EBO Technology Co., Ltd.

Report No.: EBO1407013-E090

Page 39 of 60

| | | | |
|------------|---------------|---------------|--------|
| Test mode: | 802.11n(HT40) | Test channel: | Lowest |
|------------|---------------|---------------|--------|

Peak value:

| Frequency (MHz) | Read Level (dBuV) | Antenna Factor (dB/m) | Cable Loss (dB) | Preamplifier Factor (dB) | Level (dBuV/m) | Limit Line (dBuV/m) | Over Limit (dB) | Polarization |
|-----------------|-------------------|-----------------------|-----------------|--------------------------|----------------|---------------------|-----------------|--------------|
| 2390.00 | 48.74 | 27.59 | 5.38 | 34.01 | 47.70 | 74.00 | -26.30 | Horizontal |
| 2400.00 | 56.78 | 27.58 | 5.39 | 34.01 | 55.74 | 74.00 | -18.26 | Horizontal |
| 2390.00 | 50.22 | 27.59 | 5.38 | 34.01 | 49.18 | 74.00 | -24.82 | Vertical |
| 2400.00 | 57.80 | 27.58 | 5.39 | 34.01 | 56.76 | 74.00 | -17.24 | Vertical |

Average value:

| Frequency (MHz) | Read Level (dBuV) | Antenna Factor (dB/m) | Cable Loss (dB) | Preamplifier Factor (dB) | Level (dBuV/m) | Limit Line (dBuV/m) | Over Limit (dB) | Polarization |
|-----------------|-------------------|-----------------------|-----------------|--------------------------|----------------|---------------------|-----------------|--------------|
| 2390.00 | 36.34 | 27.59 | 5.38 | 34.01 | 35.30 | 54.00 | -18.70 | Horizontal |
| 2400.00 | 44.32 | 27.58 | 5.39 | 34.01 | 43.28 | 54.00 | -10.72 | Horizontal |
| 2390.00 | 37.93 | 27.59 | 5.38 | 34.01 | 36.89 | 54.00 | -17.11 | Vertical |
| 2400.00 | 45.22 | 27.58 | 5.39 | 34.01 | 44.18 | 54.00 | -9.82 | Vertical |

| | | | |
|------------|---------------|---------------|---------|
| Test mode: | 802.11n(HT40) | Test channel: | Highest |
|------------|---------------|---------------|---------|

Peak value:

| Frequency (MHz) | Read Level (dBuV) | Antenna Factor (dB/m) | Cable Loss (dB) | Preamplifier Factor (dB) | Level (dBuV/m) | Limit Line (dBuV/m) | Over Limit (dB) | Polarization |
|-----------------|-------------------|-----------------------|-----------------|--------------------------|----------------|---------------------|-----------------|--------------|
| 2483.50 | 48.15 | 27.53 | 5.47 | 33.92 | 47.23 | 74.00 | -26.77 | Horizontal |
| 2500.00 | 44.91 | 27.55 | 5.49 | 29.93 | 48.02 | 74.00 | -25.98 | Horizontal |
| 2483.50 | 49.82 | 27.53 | 5.47 | 33.92 | 48.90 | 74.00 | -25.10 | Vertical |
| 2500.00 | 46.87 | 27.55 | 5.49 | 29.93 | 49.98 | 74.00 | -24.02 | Vertical |

Average value:

| Frequency (MHz) | Read Level (dBuV) | Antenna Factor (dB/m) | Cable Loss (dB) | Preamplifier Factor (dB) | Level (dBuV/m) | Limit Line (dBuV/m) | Over Limit (dB) | Polarization |
|-----------------|-------------------|-----------------------|-----------------|--------------------------|----------------|---------------------|-----------------|--------------|
| 2483.50 | 36.27 | 27.53 | 5.47 | 33.92 | 35.35 | 54.00 | -18.65 | Horizontal |
| 2500.00 | 32.92 | 27.55 | 5.49 | 29.93 | 36.03 | 54.00 | -17.97 | Horizontal |
| 2483.50 | 37.95 | 27.53 | 5.47 | 33.92 | 37.03 | 54.00 | -16.97 | Vertical |
| 2500.00 | 34.69 | 27.55 | 5.49 | 29.93 | 37.80 | 54.00 | -16.20 | Vertical |

Remark:

This document is issued by the Company subject to its General Conditions of Service printed overleaf, available on request or accessible at <http://www.ebotek.cn> and, for electronic format documents, subject to Terms and Conditions for Electronic Documents at <http://www.ebotek.cn>. Attention is drawn to the limitation of liability, indemnification and jurisdiction issues defined therein. Any holder of this document is advised that information contained hereon reflects the Company's findings at the time of its intervention only and within the limits of Client's instructions, if any. The Company's sole responsibility is to its Client and this document does not exonerate parties to a transaction from exercising all their rights and obligations under the transaction documents. This document cannot be reproduced except in full, without prior written approval of the Company. Any unauthorized alteration, forgery or falsification of the content or appearance of this document is unlawful and offenders may be prosecuted to the fullest extent of the law. Unless otherwise stated the results shown in this test report refer only to the sample(s) tested and such sample(s) are retained for 90 days only."



Shenzhen EBO Technology Co., Ltd.

Report No.: EBO1407013-E090

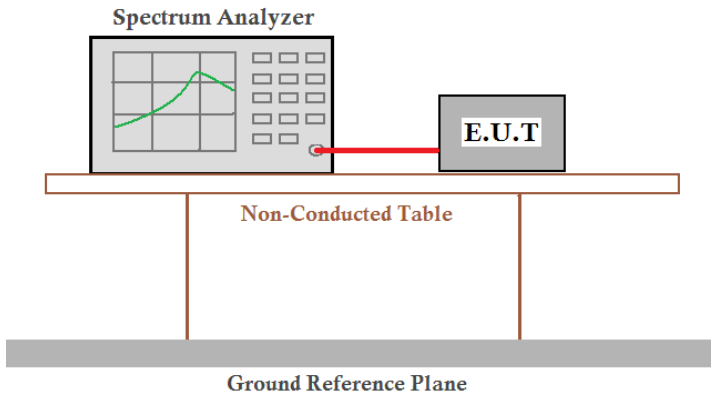
Page 40 of 60

1. *Final Level = Receiver Read level + Antenna Factor + Cable Loss – Preamplifier Factor*
2. *The emission levels of other frequencies are very lower than the limit and not show in test report.*



7.7 Spurious Emission

7.7.1 Conducted Emission Method

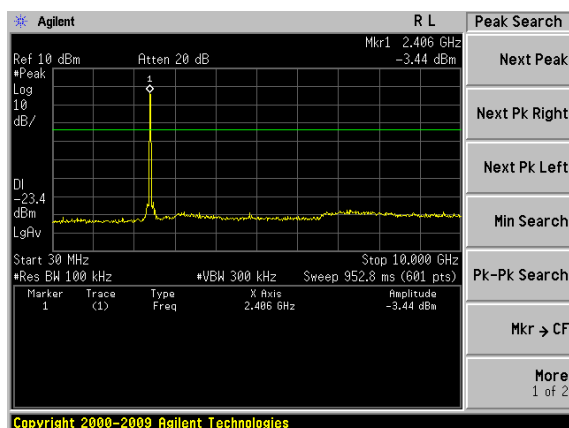
| | |
|-------------------|---|
| Test Requirement: | FCC Part15 C Section 15.247 (d) |
| Test Method: | ANSI C63.4:2003 and KDB558074 D01 DTS Meas Guidance V03 |
| Limit: | In any 100 kHz bandwidth outside the frequency band in which the spread spectrum intentional radiator is operating, the radio frequency power that is produced by the intentional radiator shall be at least 20 dB below that in the 100 kHz bandwidth within the band that contains the highest level of the desired power, based on either an RF conducted or a radiated measurement. |
| Test setup: |  <p>The diagram illustrates the test setup for conducted emission measurement. A Spectrum Analyzer is connected via a red cable to an E.U.T. (Equipment Under Test). Both are placed on a Non-Conducted Table, which is supported by a Ground Reference Plane.</p> |
| Test Instruments: | Refer to section 6.0 for details |
| Test mode: | Refer to section 5.3 for details |
| Test results: | Pass |



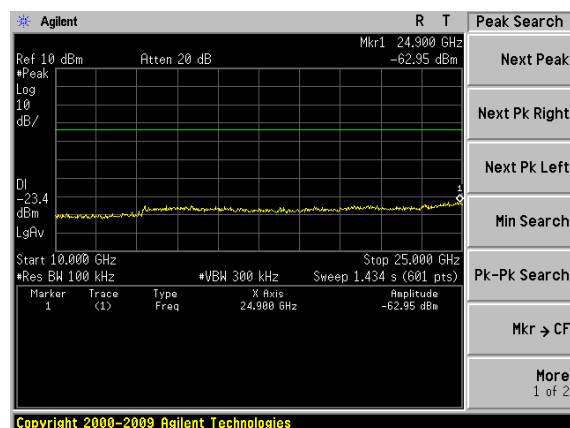
Test plot as follows:

| | |
|------------|---------|
| Test mode: | 802.11b |
|------------|---------|

Lowest channel

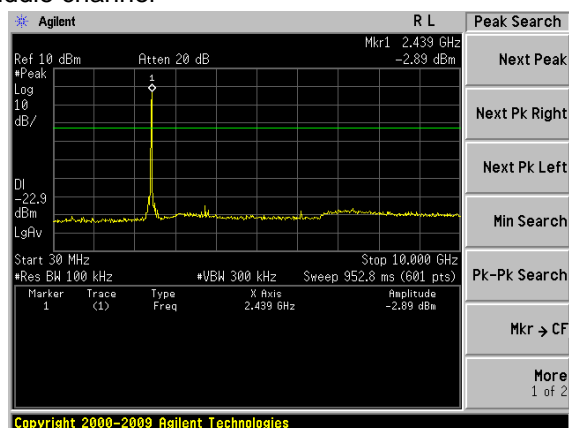


30MHz~10GHz

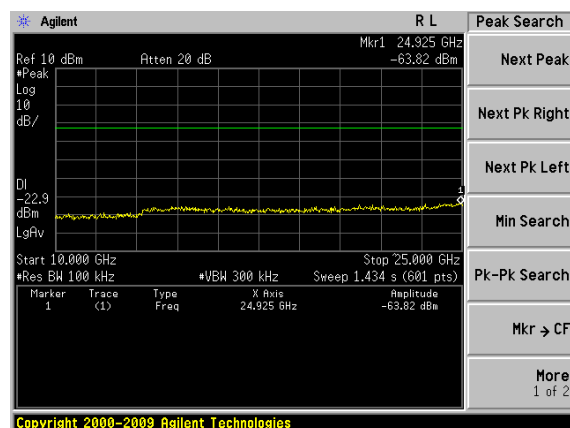


10GHz~25GHz

Middle channel

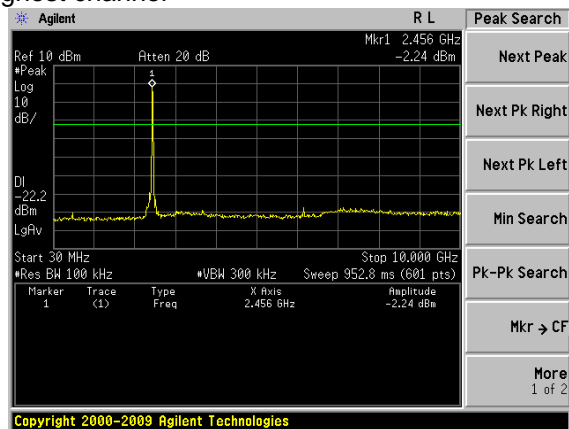


30MHz~10GHz

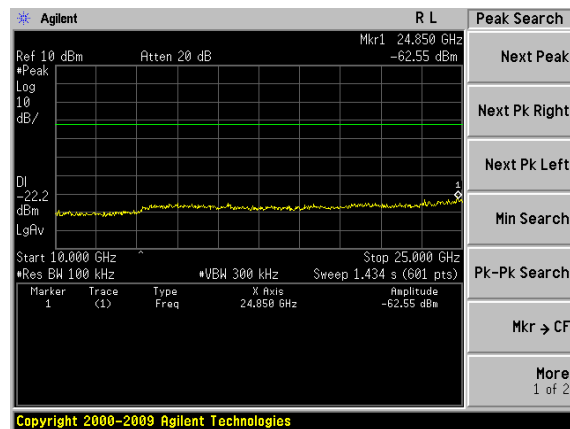


10GHz~25GHz

Highest channel



30MHz~10GHz



10GHz~25GHz

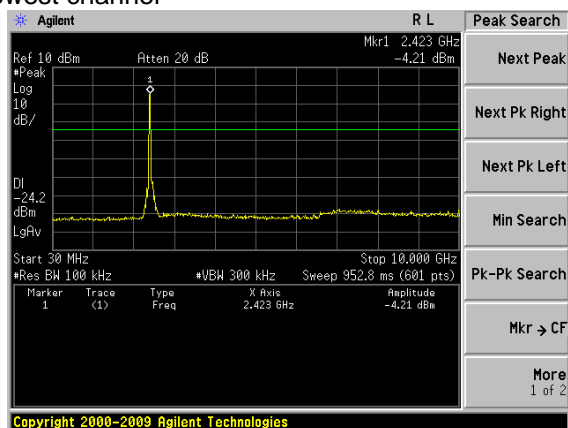
This document is issued by the Company subject to its General Conditions of Service printed overleaf, available on request or accessible at <http://www.ebotek.cn> and, for electronic format documents, subject to Terms and Conditions for Electronic Documents at <http://www.ebotek.cn>. Attention is drawn to the limitation of liability, indemnification and jurisdiction issues defined therein. Any holder of this document is advised that information contained hereon reflects the Company's findings at the time of its intervention only and within the limits of Client's instructions, if any. The Company's sole responsibility is to its Client and this document does not exonerate parties to a transaction from exercising all their rights and obligations under the transaction documents. This document cannot be reproduced except in full, without prior written approval of the Company. Any unauthorized alteration, forgery or falsification of the content or appearance of this document is unlawful and offenders may be prosecuted to the fullest extent of the law. Unless otherwise stated the results shown in this test report refer only to the sample(s) tested and such sample(s) are retained for 90 days only."



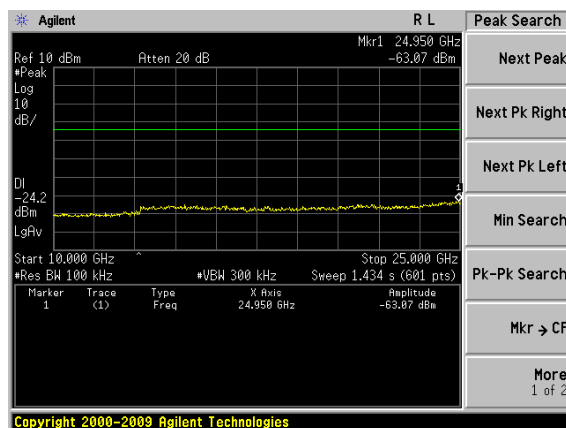
Test mode:

802.11g

Lowest channel

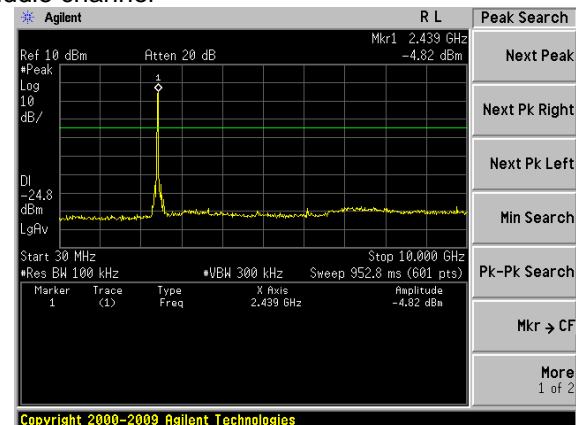


30MHz~10GHz

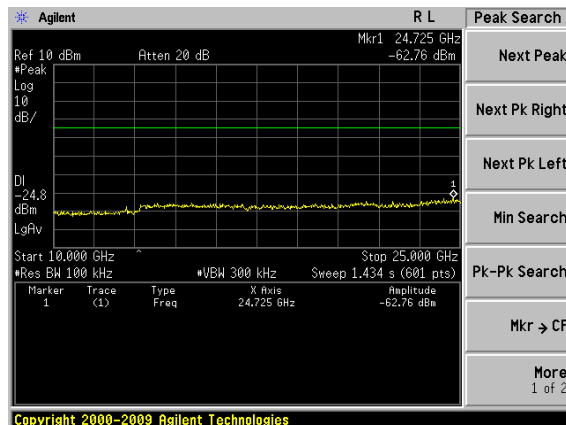


10GHz~25GHz

Middle channel

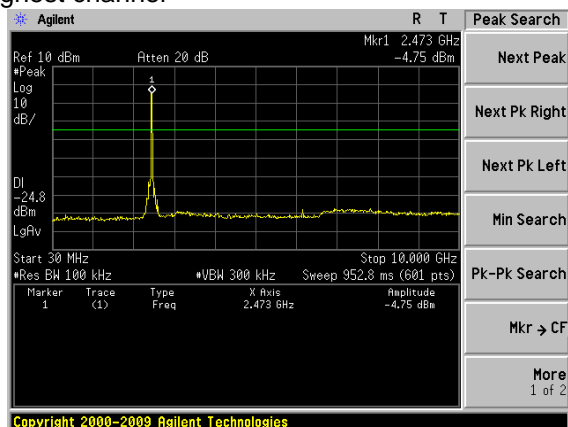


30MHz~10GHz

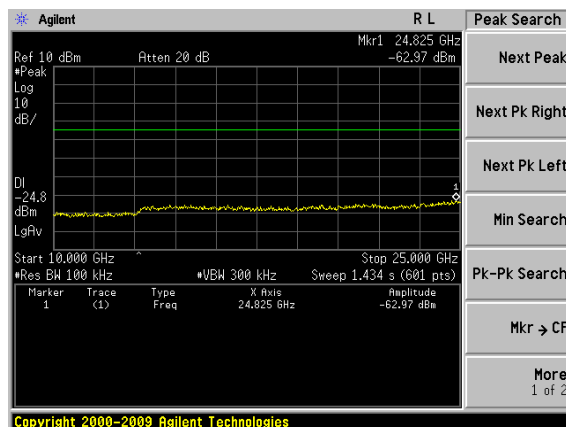


10GHz~25GHz

Highest channel



30MHz~10GHz



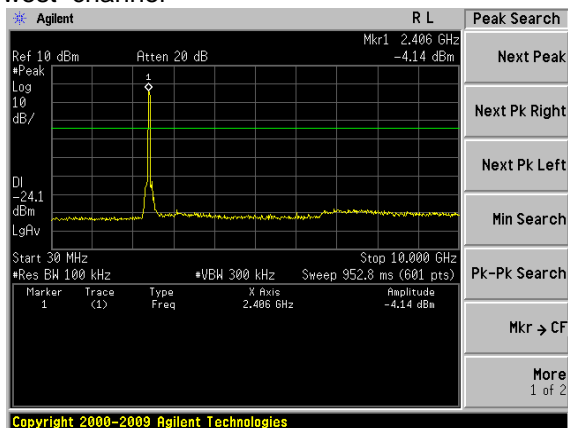
10GHz~25GHz

This document is issued by the Company subject to its General Conditions of Service printed overleaf, available on request or accessible at <http://www.ebotek.cn> and, for electronic format documents, subject to Terms and Conditions for Electronic Documents at <http://www.ebotek.cn>. Attention is drawn to the limitation of liability, indemnification and jurisdiction issues defined therein. Any holder of this document is advised that information contained hereon reflects the Company's findings at the time of its intervention only and within the limits of Client's instructions, if any. The Company's sole responsibility is to its Client and this document does not exonerate parties to a transaction from exercising all their rights and obligations under the transaction documents. This document cannot be reproduced except in full, without prior written approval of the Company. Any unauthorized alteration, forgery or falsification of the content or appearance of this document is unlawful and offenders may be prosecuted to the fullest extent of the law. Unless otherwise stated the results shown in this test report refer only to the sample(s) tested and such sample(s) are retained for 90 days only."

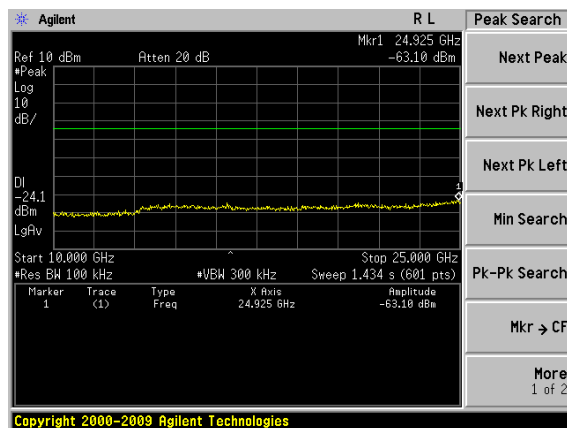


| | |
|------------|---------------|
| Test mode: | 802.11n(HT20) |
|------------|---------------|

Lowest channel

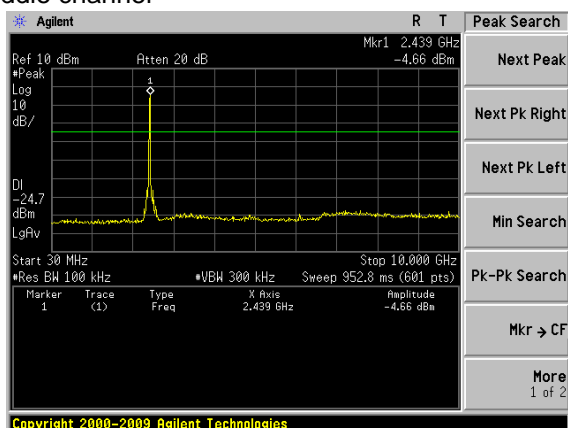


30MHz~10GHz

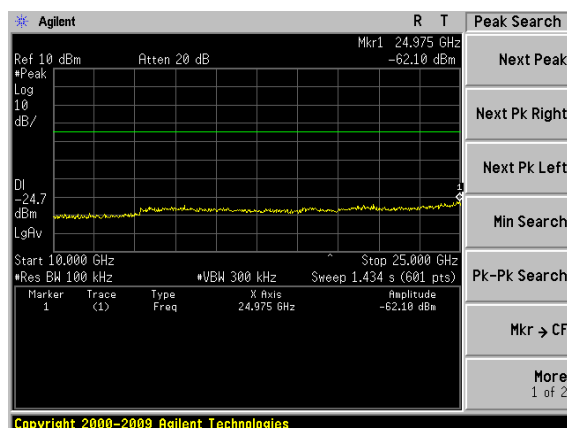


10GHz~25GHz

Middle channel

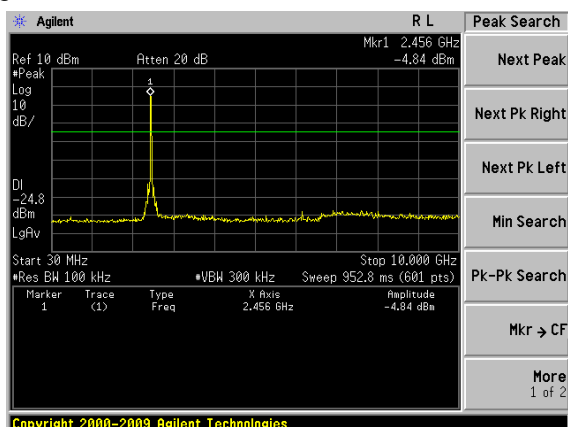


30MHz~10GHz

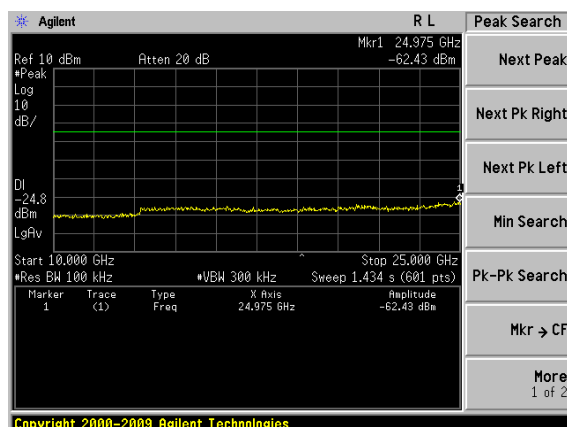


10GHz~25GHz

Highest channel



30MHz~10GHz



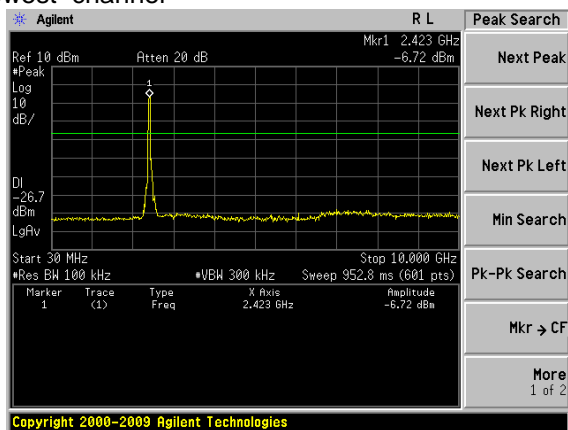
10GHz~25GHz

This document is issued by the Company subject to its General Conditions of Service printed overleaf, available on request or accessible at <http://www.ebotek.cn> and, for electronic format documents, subject to Terms and Conditions for Electronic Documents at <http://www.ebotek.cn>. Attention is drawn to the limitation of liability, indemnification and jurisdiction issues defined therein. Any holder of this document is advised that information contained hereon reflects the Company's findings at the time of its intervention only and within the limits of Client's instructions, if any. The Company's sole responsibility is to its Client and this document does not exonerate parties to a transaction from exercising all their rights and obligations under the transaction documents. This document cannot be reproduced except in full, without prior written approval of the Company. Any unauthorized alteration, forgery or falsification of the content or appearance of this document is unlawful and offenders may be prosecuted to the fullest extent of the law. Unless otherwise stated the results shown in this test report refer only to the sample(s) tested and such sample(s) are retained for 90 days only."

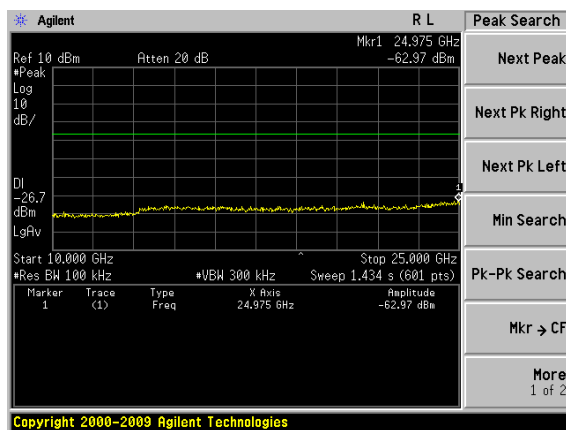


| | |
|------------|---------------|
| Test mode: | 802.11n(HT40) |
|------------|---------------|

Lowest channel

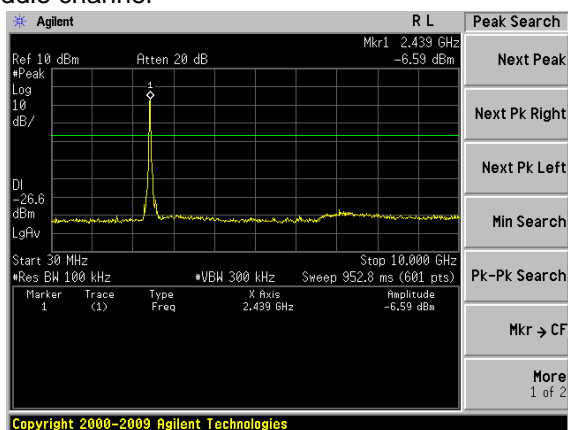


30MHz~10GHz

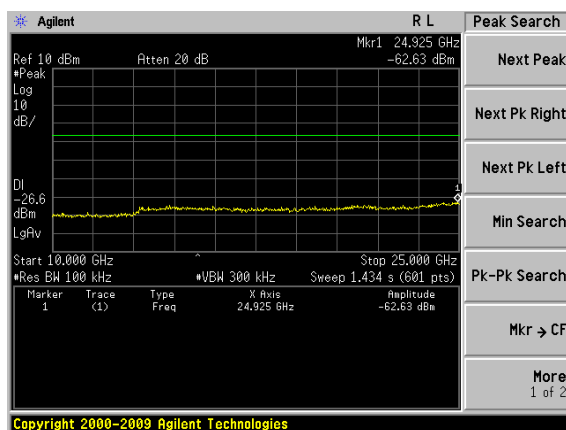


10GHz~25GHz

Middle channel

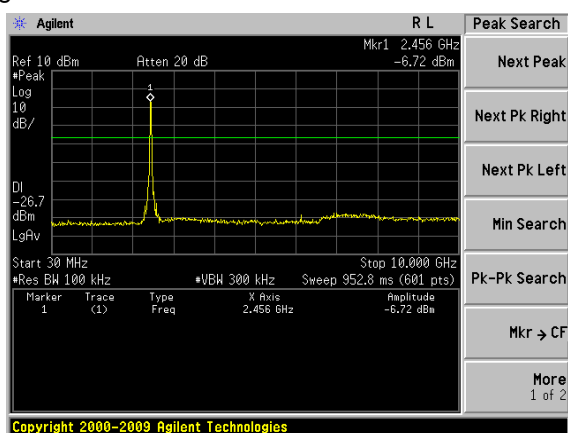


30MHz~10GHz

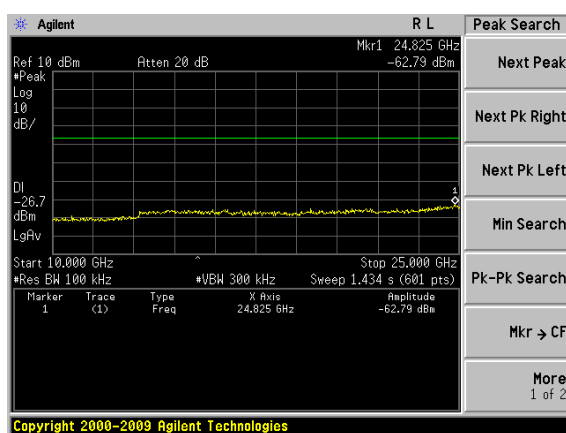


10GHz~25GHz

Highest channel



30MHz~10GHz

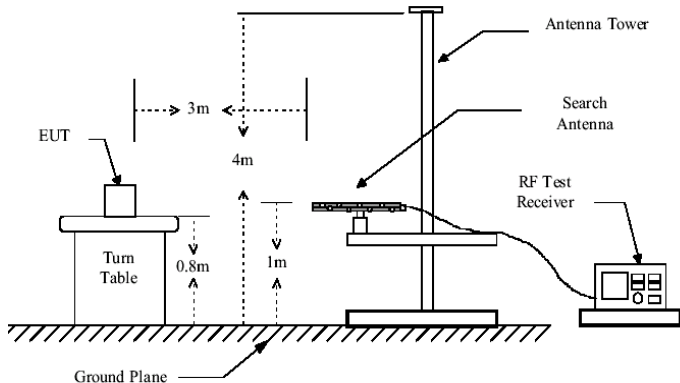


10GHz~25GHz

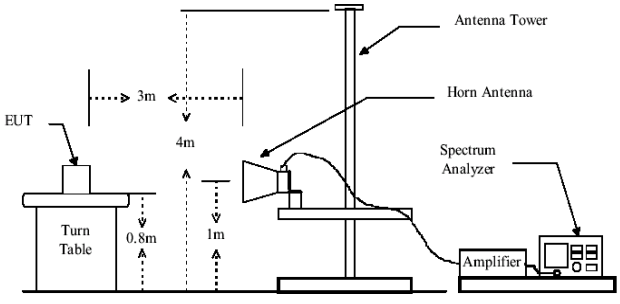
This document is issued by the Company subject to its General Conditions of Service printed overleaf, available on request or accessible at <http://www.ebotek.cn> and, for electronic format documents, subject to Terms and Conditions for Electronic Documents at <http://www.ebotek.cn>. Attention is drawn to the limitation of liability, indemnification and jurisdiction issues defined therein. Any holder of this document is advised that information contained hereon reflects the Company's findings at the time of its intervention only and within the limits of Client's instructions, if any. The Company's sole responsibility is to its Client and this document does not exonerate parties to a transaction from exercising all their rights and obligations under the transaction documents. This document cannot be reproduced except in full, without prior written approval of the Company. Any unauthorized alteration, forgery or falsification of the content or appearance of this document is unlawful and offenders may be prosecuted to the fullest extent of the law. Unless otherwise stated the results shown in this test report refer only to the sample(s) tested and such sample(s) are retained for 90 days only."



7.7.2 Radiated Emission Method

| | | | | | |
|-----------------------|--|------------|--------------------|--------|------------|
| Test Requirement: | FCC Part15 C Section 15.209 | | | | |
| Test Method: | ANSI C63.4: 2003 | | | | |
| Test Frequency Range: | 30MHz to 25GHz | | | | |
| Test site: | Measurement Distance: 3m | | | | |
| Receiver setup: | Frequency | Detector | RBW | VBW | Value |
| | 30MHz-1GHz | Quasi-peak | 120KHz | 300KHz | Quasi-peak |
| | Above 1GHz | Peak | 1MHz | 3MHz | Peak |
| | | Peak | 1MHz | 10Hz | Average |
| Limit: | Frequency | | Limit (dBuV/m @3m) | | Value |
| | 30MHz-88MHz | | 40.00 | | Quasi-peak |
| | 88MHz-216MHz | | 43.50 | | Quasi-peak |
| | 216MHz-960MHz | | 46.00 | | Quasi-peak |
| | 960MHz-1GHz | | 54.00 | | Quasi-peak |
| | Above 1GHz | | 54.00 | | Average |
| | | | 74.00 | | Peak |
| Test setup: | Below 1GHz | | | | |
| |  | | | | |
| Test setup: | Above 1GHz | | | | |
| | | | | | |



| | |
|-------------------|---|
| |  |
| Test Procedure: | <ol style="list-style-type: none">1. The EUT was placed on the top of a rotating table 0.8 meters above the ground at a 3 meter camber. The table was rotated 360 degrees to determine the position of the highest radiation.2. The EUT was set 3 meters away from the interference-receiving antenna, which was mounted on the top of a variable-height antenna tower.3. The antenna height is varied from one meter to four meters above the ground to determine the maximum value of the field strength. Both horizontal and vertical polarizations of the antenna are set to make the measurement.4. For each suspected emission, the EUT was arranged to its worst case and then the antenna was tuned to heights from 1 meter to 4 meters and the rota table was turned from 0 degrees to 360 degrees to find the maximum reading.5. The test-receiver system was set to Peak Detect Function and Specified Bandwidth with Maximum Hold Mode.6. If the emission level of the EUT in peak mode was 10dB lower than the limit specified, then testing could be stopped and the peak values of the EUT would be reported. Otherwise the emissions that did not have 10dB margin would be re-tested one by one using peak, quasi-peak or average method as specified and then reported in a data sheet.7. The radiation measurements are performed in X, Y, Z axis positioning. And found the Y axis positioning which it is worse case, only the test worst case mode is recorded in the report. |
| Test Instruments: | Refer to section 6.0 for details |
| Test mode: | Refer to section 5.3 for details |
| Test results: | Pass |

Remark:

Pre-scan all kind of the place mode (X-axis, Y-axis, Z-axis), and found the Y-axis which it is worse case.



Shenzhen EBO Technology Co., Ltd.

Report No.: EBO1407013-E090

Page 48 of 60

Measurement Data

■ Below 1GHz

| Frequency (MHz) | Read Level (dBuV) | Antenna Factor (dB/m) | Cable Loss (dB) | Preamplifier Factor (dB) | Level (dBuV/m) | Limit Line (dBuV/m) | Over Limit (dB) | polarization |
|-----------------|-------------------|-----------------------|-----------------|--------------------------|----------------|---------------------|-----------------|--------------|
| 40.14 | 46.17 | 15.58 | 0.66 | 32.06 | 30.35 | 40.00 | -9.65 | Vertical |
| 68.15 | 41.42 | 11.34 | 0.93 | 31.89 | 21.80 | 40.00 | -18.20 | Vertical |
| 94.43 | 42.07 | 14.75 | 1.15 | 31.74 | 26.23 | 43.50 | -17.27 | Vertical |
| 143.83 | 42.14 | 10.22 | 1.53 | 31.96 | 21.93 | 43.50 | -21.57 | Vertical |
| 355.43 | 39.08 | 16.35 | 2.64 | 32.01 | 26.06 | 46.00 | -19.94 | Vertical |
| 752.74 | 37.88 | 21.48 | 4.28 | 31.26 | 32.38 | 46.00 | -13.62 | Vertical |
| 46.18 | 38.67 | 15.48 | 0.73 | 32.00 | 22.88 | 40.00 | -17.12 | Horizontal |
| 90.54 | 48.32 | 14.07 | 1.11 | 31.72 | 31.78 | 43.50 | -11.72 | Horizontal |
| 142.82 | 49.43 | 10.21 | 1.52 | 31.95 | 29.21 | 43.50 | -14.29 | Horizontal |
| 252.06 | 54.91 | 14.07 | 2.14 | 32.16 | 38.96 | 46.00 | -7.04 | Horizontal |
| 417.64 | 37.40 | 17.43 | 2.93 | 31.83 | 25.93 | 46.00 | -20.07 | Horizontal |
| 760.70 | 37.50 | 21.58 | 4.32 | 31.27 | 32.13 | 46.00 | -13.87 | Horizontal |

This document is issued by the Company subject to its General Conditions of Service printed overleaf, available on request or accessible at <http://www.ebotek.cn> and, for electronic format documents, subject to Terms and Conditions for Electronic Documents at <http://www.ebotek.cn>. Attention is drawn to the limitation of liability, indemnification and jurisdiction issues defined therein. Any holder of this document is advised that information contained hereon reflects the Company's findings at the time of its intervention only and within the limits of Client's instructions, if any. The Company's sole responsibility is to its Client and this document does not exonerate parties to a transaction from exercising all their rights and obligations under the transaction documents. This document cannot be reproduced except in full, without prior written approval of the Company. Any unauthorized alteration, forgery or falsification of the content or appearance of this document is unlawful and offenders may be prosecuted to the fullest extent of the law. Unless otherwise stated the results shown in this test report refer only to the sample(s) tested and such sample(s) are retained for 90 days only."



Shenzhen EBO Technology Co., Ltd.

Report No.: EBO1407013-E090

Page 49 of 60

■ Above 1GHz

| | | | |
|------------|---------|---------------|--------|
| Test mode: | 802.11b | Test channel: | Lowest |
|------------|---------|---------------|--------|

Peak value:

| Frequency (MHz) | Read Level (dBuV) | Antenna Factor (dB/m) | Cable Loss (dB) | Preamplifier Factor (dB) | Level (dBuV/m) | Limit Line (dBuV/m) | Over Limit (dB) | polarization |
|-----------------|-------------------|-----------------------|-----------------|--------------------------|----------------|---------------------|-----------------|--------------|
| 4824.00 | 40.97 | 31.79 | 8.62 | 32.10 | 49.28 | 74.00 | -24.72 | Vertical |
| 7236.00 | 33.06 | 36.19 | 11.68 | 31.97 | 48.96 | 74.00 | -25.04 | Vertical |
| 9648.00 | 31.89 | 38.07 | 14.16 | 31.56 | 52.56 | 74.00 | -21.44 | Vertical |
| 12060.00 | * | | | | | 74.00 | | Vertical |
| 14472.00 | * | | | | | 74.00 | | Vertical |
| 16884.00 | * | | | | | 74.00 | | Vertical |
| 4824.00 | 39.36 | 31.79 | 8.62 | 32.10 | 47.67 | 74.00 | -26.33 | Horizontal |
| 7236.00 | 32.96 | 36.19 | 11.68 | 31.97 | 48.86 | 74.00 | -25.14 | Horizontal |
| 9648.00 | 31.53 | 38.07 | 14.16 | 31.56 | 52.20 | 74.00 | -21.80 | Horizontal |
| 12060.00 | * | | | | | 74.00 | | Horizontal |
| 14472.00 | * | | | | | 74.00 | | Horizontal |
| 16884.00 | * | | | | | 74.00 | | Horizontal |

Average value:

| Frequency (MHz) | Read Level (dBuV) | Antenna Factor (dB/m) | Cable Loss (dB) | Preamplifier Factor (dB) | Level (dBuV/m) | Limit Line (dBuV/m) | Over Limit (dB) | polarization |
|-----------------|-------------------|-----------------------|-----------------|--------------------------|----------------|---------------------|-----------------|--------------|
| 4824.00 | 29.96 | 31.79 | 8.62 | 32.10 | 38.27 | 54.00 | -15.73 | Vertical |
| 7236.00 | 21.97 | 36.19 | 11.68 | 31.97 | 37.87 | 54.00 | -16.13 | Vertical |
| 9648.00 | 22.27 | 38.07 | 14.16 | 31.56 | 42.94 | 54.00 | -11.06 | Vertical |
| 12060.00 | * | | | | | 54.00 | | Vertical |
| 14472.00 | * | | | | | 54.00 | | Vertical |
| 16884.00 | * | | | | | 54.00 | | Vertical |
| 4824.00 | 28.76 | 31.79 | 8.62 | 32.10 | 37.07 | 54.00 | -16.93 | Horizontal |
| 7236.00 | 21.57 | 36.19 | 11.68 | 31.97 | 37.47 | 54.00 | -16.53 | Horizontal |
| 9648.00 | 21.31 | 38.07 | 14.16 | 31.56 | 41.98 | 54.00 | -12.02 | Horizontal |
| 12060.00 | * | | | | | 54.00 | | Horizontal |
| 14472.00 | * | | | | | 54.00 | | Horizontal |
| 16884.00 | * | | | | | 54.00 | | Horizontal |

Remark:

1. Final Level = Receiver Read level + Antenna Factor + Cable Loss – Preamplifier Factor
2. “*”, means this data is the too weak instrument of signal is unable to test.

This document is issued by the Company subject to its General Conditions of Service printed overleaf, available on request or accessible at <http://www.ebotek.cn> and, for electronic format documents, subject to Terms and Conditions for Electronic Documents at <http://www.ebotek.cn>. Attention is drawn to the limitation of liability, indemnification and jurisdiction issues defined therein. Any holder of this document is advised that information contained hereon reflects the Company's findings at the time of its intervention only and within the limits of Client's instructions, if any. The Company's sole responsibility is to its Client and this document does not exonerate parties to a transaction from exercising all their rights and obligations under the transaction documents. This document cannot be reproduced except in full, without prior written approval of the Company. Any unauthorized alteration, forgery or falsification of the content or appearance of this document is unlawful and offenders may be prosecuted to the fullest extent of the law. Unless otherwise stated the results shown in this test report refer only to the sample(s) tested and such sample(s) are retained for 90 days only."



Shenzhen EBO Technology Co., Ltd.

Report No.: EBO1407013-E090

Page 50 of 60

| | | | |
|------------|---------|---------------|--------|
| Test mode: | 802.11b | Test channel: | Middle |
|------------|---------|---------------|--------|

Peak value:

| Frequency (MHz) | Read Level (dBuV) | Antenna Factor (dB/m) | Cable Loss (dB) | Preamplifier Factor (dB) | Level (dBuV/m) | Limit Line (dBuV/m) | Over Limit (dB) | polarization |
|-----------------|-------------------|-----------------------|-----------------|--------------------------|----------------|---------------------|-----------------|--------------|
| 4874.00 | 39.91 | 31.85 | 8.66 | 32.12 | 48.30 | 74.00 | -25.70 | Vertical |
| 7311.00 | 33.33 | 36.37 | 11.71 | 31.91 | 49.50 | 74.00 | -24.50 | Vertical |
| 9748.00 | 33.05 | 38.27 | 14.25 | 31.56 | 54.01 | 74.00 | -19.99 | Vertical |
| 12185.00 | * | | | | | 74.00 | | Vertical |
| 14622.00 | * | | | | | 74.00 | | Vertical |
| 17059.00 | * | | | | | 74.00 | | Vertical |
| 4874.00 | 40.16 | 31.85 | 8.66 | 32.12 | 48.55 | 74.00 | -25.45 | Horizontal |
| 7311.00 | 32.10 | 36.37 | 11.71 | 31.91 | 48.27 | 74.00 | -25.73 | Horizontal |
| 9748.00 | 32.99 | 38.27 | 14.25 | 31.56 | 53.95 | 74.00 | -20.05 | Horizontal |
| 12185.00 | * | | | | | 74.00 | | Horizontal |
| 14622.00 | * | | | | | 74.00 | | Horizontal |
| 17059.00 | * | | | | | 74.00 | | Horizontal |

Average value:

| Frequency (MHz) | Read Level (dBuV) | Antenna Factor (dB/m) | Cable Loss (dB) | Preamplifier Factor (dB) | Level (dBuV/m) | Limit Line (dBuV/m) | Over Limit (dB) | polarization |
|-----------------|-------------------|-----------------------|-----------------|--------------------------|----------------|---------------------|-----------------|--------------|
| 4874.00 | 30.68 | 31.85 | 8.66 | 32.12 | 39.07 | 54.00 | -14.93 | Vertical |
| 7311.00 | 21.68 | 36.37 | 11.71 | 31.91 | 37.85 | 54.00 | -16.15 | Vertical |
| 9748.00 | 22.33 | 38.27 | 14.25 | 31.56 | 43.29 | 54.00 | -10.71 | Vertical |
| 12185.00 | * | | | | | 54.00 | | Vertical |
| 14622.00 | * | | | | | 54.00 | | Vertical |
| 17059.00 | * | | | | | 54.00 | | Vertical |
| 4874.00 | 30.15 | 31.85 | 8.66 | 32.12 | 38.54 | 54.00 | -15.46 | Horizontal |
| 7311.00 | 21.21 | 36.37 | 11.71 | 31.91 | 37.38 | 54.00 | -16.62 | Horizontal |
| 9748.00 | 22.73 | 38.27 | 14.25 | 31.56 | 43.69 | 54.00 | -10.31 | Horizontal |
| 12185.00 | * | | | | | 54.00 | | Horizontal |
| 14622.00 | * | | | | | 54.00 | | Horizontal |
| 17059.00 | * | | | | | 54.00 | | Horizontal |

Remark:

1. *Final Level = Receiver Read level + Antenna Factor + Cable Loss – Preamplifier Factor*
2. *“*” means this data is too weak instrument of signal is unable to test.*

This document is issued by the Company subject to its General Conditions of Service printed overleaf, available on request or accessible at <http://www.ebotek.cn> and, for electronic format documents, subject to Terms and Conditions for Electronic Documents at <http://www.ebotek.cn>. Attention is drawn to the limitation of liability, indemnification and jurisdiction issues defined therein. Any holder of this document is advised that information contained hereon reflects the Company's findings at the time of its intervention only and within the limits of Client's instructions, if any. The Company's sole responsibility is to its Client and this document does not exonerate parties to a transaction from exercising all their rights and obligations under the transaction documents. This document cannot be reproduced except in full, without prior written approval of the Company. Any unauthorized alteration, forgery or falsification of the content or appearance of this document is unlawful and offenders may be prosecuted to the fullest extent of the law. Unless otherwise stated the results shown in this test report refer only to the sample(s) tested and such sample(s) are retained for 90 days only."



Shenzhen EBO Technology Co., Ltd.

Report No.: EBO1407013-E090

Page 51 of 60

| | | | |
|------------|---------|---------------|---------|
| Test mode: | 802.11b | Test channel: | Highest |
|------------|---------|---------------|---------|

Peak value:

| Frequency (MHz) | Read Level (dBuV) | Antenna Factor (dB/m) | Cable Loss (dB) | Preamp Factor (dB) | Level (dBuV/m) | Limit Line (dBuV/m) | Over Limit (dB) | polarization |
|-----------------|-------------------|-----------------------|-----------------|--------------------|----------------|---------------------|-----------------|--------------|
| 4924.00 | 45.85 | 31.90 | 8.70 | 32.15 | 54.30 | 74.00 | -19.70 | Vertical |
| 7386.00 | 33.32 | 36.49 | 11.76 | 31.83 | 49.74 | 74.00 | -24.26 | Vertical |
| 9848.00 | 35.85 | 38.62 | 14.31 | 31.77 | 57.01 | 74.00 | -16.99 | Vertical |
| 12310.00 | * | | | | | 74.00 | | Vertical |
| 14772.00 | * | | | | | 74.00 | | Vertical |
| 17234.00 | * | | | | | 74.00 | | Vertical |
| 4924.00 | 44.75 | 31.90 | 8.70 | 32.15 | 53.20 | 74.00 | -20.80 | Horizontal |
| 7386.00 | 32.43 | 36.49 | 11.76 | 31.83 | 48.85 | 74.00 | -25.15 | Horizontal |
| 9848.00 | 32.11 | 38.62 | 14.31 | 31.77 | 53.27 | 74.00 | -20.73 | Horizontal |
| 12310.00 | * | | | | | 74.00 | | Horizontal |
| 14772.00 | * | | | | | 74.00 | | Horizontal |
| 17234.00 | * | | | | | 74.00 | | Horizontal |

Average value:

| Frequency (MHz) | Read Level (dBuV) | Antenna Factor (dB/m) | Cable Loss (dB) | Preamp Factor (dB) | Level (dBuV/m) | Limit Line (dBuV/m) | Over Limit (dB) | polarization |
|-----------------|-------------------|-----------------------|-----------------|--------------------|----------------|---------------------|-----------------|--------------|
| 4924.00 | 36.62 | 31.90 | 8.70 | 32.15 | 45.07 | 54.00 | -8.93 | Vertical |
| 7386.00 | 23.29 | 36.49 | 11.76 | 31.83 | 39.71 | 54.00 | -14.29 | Vertical |
| 9848.00 | 22.10 | 38.62 | 14.31 | 31.77 | 43.26 | 54.00 | -10.74 | Vertical |
| 12310.00 | * | | | | | 54.00 | | Vertical |
| 14772.00 | * | | | | | 54.00 | | Vertical |
| 17234.00 | * | | | | | 54.00 | | Vertical |
| 4924.00 | 34.92 | 31.90 | 8.70 | 32.15 | 43.37 | 54.00 | -10.63 | Horizontal |
| 7386.00 | 21.86 | 36.49 | 11.76 | 31.83 | 38.28 | 54.00 | -15.72 | Horizontal |
| 9848.00 | 21.41 | 38.62 | 14.31 | 31.77 | 42.57 | 54.00 | -11.43 | Horizontal |
| 12310.00 | * | | | | | 54.00 | | Horizontal |
| 14772.00 | * | | | | | 54.00 | | Horizontal |
| 17234.00 | * | | | | | 54.00 | | Horizontal |

Remark:

1. Final Level = Receiver Read level + Antenna Factor + Cable Loss – Preamplifier Factor
2. “*”, means this data is the too weak instrument of signal is unable to test.

This document is issued by the Company subject to its General Conditions of Service printed overleaf, available on request or accessible at <http://www.ebotek.cn> and, for electronic format documents, subject to Terms and Conditions for Electronic Documents at <http://www.ebotek.cn>. Attention is drawn to the limitation of liability, indemnification and jurisdiction issues defined therein. Any holder of this document is advised that information contained hereon reflects the Company's findings at the time of its intervention only and within the limits of Client's instructions, if any. The Company's sole responsibility is to its Client and this document does not exonerate parties to a transaction from exercising all their rights and obligations under the transaction documents. This document cannot be reproduced except in full, without prior written approval of the Company. Any unauthorized alteration, forgery or falsification of the content or appearance of this document is unlawful and offenders may be prosecuted to the fullest extent of the law. Unless otherwise stated the results shown in this test report refer only to the sample(s) tested and such sample(s) are retained for 90 days only."



Shenzhen EBO Technology Co., Ltd.

Report No.: EBO1407013-E090

Page 52 of 60

| | | | |
|------------|---------|---------------|--------|
| Test mode: | 802.11g | Test channel: | lowest |
|------------|---------|---------------|--------|

Peak value:

| Frequency (MHz) | Read Level (dBuV) | Antenna Factor (dB/m) | Cable Loss (dB) | Preamplifier Factor (dB) | Level (dBuV/m) | Limit Line (dBuV/m) | Over Limit (dB) | polarization |
|-----------------|-------------------|-----------------------|-----------------|--------------------------|----------------|---------------------|-----------------|--------------|
| 4824.00 | 38.46 | 31.79 | 8.62 | 32.10 | 46.77 | 74.00 | -27.23 | Vertical |
| 7236.00 | 32.37 | 36.19 | 11.68 | 31.97 | 48.27 | 74.00 | -25.73 | Vertical |
| 9648.00 | 31.39 | 38.07 | 14.16 | 31.56 | 52.06 | 74.00 | -21.94 | Vertical |
| 12060.00 | * | | | | | 74.00 | | Vertical |
| 14472.00 | * | | | | | 74.00 | | Vertical |
| 16884.00 | * | | | | | 74.00 | | Vertical |
| 4824.00 | 37.34 | 31.79 | 8.62 | 32.10 | 45.65 | 74.00 | -28.35 | Horizontal |
| 7236.00 | 32.35 | 36.19 | 11.68 | 31.97 | 48.25 | 74.00 | -25.75 | Horizontal |
| 9648.00 | 31.07 | 38.07 | 14.16 | 31.56 | 51.74 | 74.00 | -22.26 | Horizontal |
| 12060.00 | * | | | | | 74.00 | | Horizontal |
| 14472.00 | * | | | | | 74.00 | | Horizontal |
| 16884.00 | * | | | | | 74.00 | | Horizontal |

Average value:

| Frequency (MHz) | Read Level (dBuV) | Antenna Factor (dB/m) | Cable Loss (dB) | Preamplifier Factor (dB) | Level (dBuV/m) | Limit Line (dBuV/m) | Over Limit (dB) | polarization |
|-----------------|-------------------|-----------------------|-----------------|--------------------------|----------------|---------------------|-----------------|--------------|
| 4824.00 | 27.67 | 31.79 | 8.62 | 32.10 | 35.98 | 54.00 | -18.02 | Vertical |
| 7236.00 | 21.30 | 36.19 | 11.68 | 31.97 | 37.20 | 54.00 | -16.80 | Vertical |
| 9648.00 | 21.79 | 38.07 | 14.16 | 31.56 | 42.46 | 54.00 | -11.54 | Vertical |
| 12060.00 | * | | | | | 54.00 | | Vertical |
| 14472.00 | * | | | | | 54.00 | | Vertical |
| 16884.00 | * | | | | | 54.00 | | Vertical |
| 4824.00 | 26.93 | 31.79 | 8.62 | 32.10 | 35.24 | 54.00 | -18.76 | Horizontal |
| 7236.00 | 20.98 | 36.19 | 11.68 | 31.97 | 36.88 | 54.00 | -17.12 | Horizontal |
| 9648.00 | 20.86 | 38.07 | 14.16 | 31.56 | 41.53 | 54.00 | -12.47 | Horizontal |
| 12060.00 | * | | | | | 54.00 | | Horizontal |
| 14472.00 | * | | | | | 54.00 | | Horizontal |
| 16884.00 | * | | | | | 54.00 | | Horizontal |

Remark:

1. Final Level = Receiver Read level + Antenna Factor + Cable Loss – Preamplifier Factor
2. “*”, means this data is the too weak instrument of signal is unable to test.

This document is issued by the Company subject to its General Conditions of Service printed overleaf, available on request or accessible at <http://www.ebotek.cn> and, for electronic format documents, subject to Terms and Conditions for Electronic Documents at <http://www.ebotek.cn>. Attention is drawn to the limitation of liability, indemnification and jurisdiction issues defined therein. Any holder of this document is advised that information contained hereon reflects the Company's findings at the time of its intervention only and within the limits of Client's instructions, if any. The Company's sole responsibility is to its Client and this document does not exonerate parties to a transaction from exercising all their rights and obligations under the transaction documents. This document cannot be reproduced except in full, without prior written approval of the Company. Any unauthorized alteration, forgery or falsification of the content or appearance of this document is unlawful and offenders may be prosecuted to the fullest extent of the law. Unless otherwise stated the results shown in this test report refer only to the sample(s) tested and such sample(s) are retained for 90 days only."



Shenzhen EBO Technology Co., Ltd.

Report No.: EBO1407013-E090

Page 53 of 60

| | | | |
|------------|---------|---------------|--------|
| Test mode: | 802.11g | Test channel: | Middle |
|------------|---------|---------------|--------|

Peak value:

| Frequency (MHz) | Read Level (dBuV) | Antenna Factor (dB/m) | Cable Loss (dB) | Preamplifier Factor (dB) | Level (dBuV/m) | Limit Line (dBuV/m) | Over Limit (dB) | polarization |
|-----------------|-------------------|-----------------------|-----------------|--------------------------|----------------|---------------------|-----------------|--------------|
| 4874.00 | 37.84 | 31.85 | 8.66 | 32.12 | 46.23 | 74.00 | -27.77 | Vertical |
| 7311.00 | 32.76 | 36.37 | 11.71 | 31.91 | 48.93 | 74.00 | -25.07 | Vertical |
| 9748.00 | 32.64 | 38.27 | 14.25 | 31.56 | 53.60 | 74.00 | -20.40 | Vertical |
| 12185.00 | * | | | | | 74.00 | | Vertical |
| 14622.00 | * | | | | | 74.00 | | Vertical |
| 17059.00 | * | | | | | 74.00 | | Vertical |
| 4874.00 | 38.49 | 31.85 | 8.66 | 32.12 | 46.88 | 74.00 | -27.12 | Horizontal |
| 7311.00 | 31.59 | 36.37 | 11.71 | 31.91 | 47.76 | 74.00 | -26.24 | Horizontal |
| 9748.00 | 32.61 | 38.27 | 14.25 | 31.56 | 53.57 | 74.00 | -20.43 | Horizontal |
| 12185.00 | * | | | | | 74.00 | | Horizontal |
| 14622.00 | * | | | | | 74.00 | | Horizontal |
| 17059.00 | * | | | | | 74.00 | | Horizontal |

Average value:

| Frequency (MHz) | Read Level (dBuV) | Antenna Factor (dB/m) | Cable Loss (dB) | Preamplifier Factor (dB) | Level (dBuV/m) | Limit Line (dBuV/m) | Over Limit (dB) | polarization |
|-----------------|-------------------|-----------------------|-----------------|--------------------------|----------------|---------------------|-----------------|--------------|
| 4874.00 | 28.79 | 31.85 | 8.66 | 32.12 | 37.18 | 54.00 | -16.82 | Vertical |
| 7311.00 | 21.13 | 36.37 | 11.71 | 31.91 | 37.30 | 54.00 | -16.70 | Vertical |
| 9748.00 | 21.93 | 38.27 | 14.25 | 31.56 | 42.89 | 54.00 | -11.11 | Vertical |
| 12185.00 | * | | | | | 54.00 | | Vertical |
| 14622.00 | * | | | | | 54.00 | | Vertical |
| 17059.00 | * | | | | | 54.00 | | Vertical |
| 4874.00 | 28.64 | 31.85 | 8.66 | 32.12 | 37.03 | 54.00 | -16.97 | Horizontal |
| 7311.00 | 20.72 | 36.37 | 11.71 | 31.91 | 36.89 | 54.00 | -17.11 | Horizontal |
| 9748.00 | 22.36 | 38.27 | 14.25 | 31.56 | 43.32 | 54.00 | -10.68 | Horizontal |
| 12185.00 | * | | | | | 54.00 | | Horizontal |
| 14622.00 | * | | | | | 54.00 | | Horizontal |
| 17059.00 | * | | | | | 54.00 | | Horizontal |

Remark:

1. Final Level = Receiver Read level + Antenna Factor + Cable Loss – Preamplifier Factor
2. “*”, means this data is the too weak instrument of signal is unable to test.

This document is issued by the Company subject to its General Conditions of Service printed overleaf, available on request or accessible at <http://www.ebotek.cn> and, for electronic format documents, subject to Terms and Conditions for Electronic Documents at <http://www.ebotek.cn>. Attention is drawn to the limitation of liability, indemnification and jurisdiction issues defined therein. Any holder of this document is advised that information contained hereon reflects the Company's findings at the time of its intervention only and within the limits of Client's instructions, if any. The Company's sole responsibility is to its Client and this document does not exonerate parties to a transaction from exercising all their rights and obligations under the transaction documents. This document cannot be reproduced except in full, without prior written approval of the Company. Any unauthorized alteration, forgery or falsification of the content or appearance of this document is unlawful and offenders may be prosecuted to the fullest extent of the law. Unless otherwise stated the results shown in this test report refer only to the sample(s) tested and such sample(s) are retained for 90 days only."



Shenzhen EBO Technology Co., Ltd.

Report No.: EBO1407013-E090

Page 54 of 60

| | | | |
|------------|---------|---------------|---------|
| Test mode: | 802.11g | Test channel: | Highest |
|------------|---------|---------------|---------|

Peak value:

| Frequency (MHz) | Read Level (dBuV) | Antenna Factor (dB/m) | Cable Loss (dB) | Preamplifier Factor (dB) | Level (dBuV/m) | Limit Line (dBuV/m) | Over Limit (dB) | polarization |
|-----------------|-------------------|-----------------------|-----------------|--------------------------|----------------|---------------------|-----------------|--------------|
| 4924.00 | 42.27 | 31.90 | 8.70 | 32.15 | 50.72 | 74.00 | -23.28 | Vertical |
| 7386.00 | 32.32 | 36.49 | 11.76 | 31.83 | 48.74 | 74.00 | -25.26 | Vertical |
| 9848.00 | 35.14 | 38.62 | 14.31 | 31.77 | 56.30 | 74.00 | -17.70 | Vertical |
| 12310.00 | * | | | | | 74.00 | | Vertical |
| 14772.00 | * | | | | | 74.00 | | Vertical |
| 17234.00 | * | | | | | 74.00 | | Vertical |
| 4924.00 | 41.87 | 31.90 | 8.70 | 32.15 | 50.32 | 74.00 | -23.68 | Horizontal |
| 7386.00 | 31.56 | 36.49 | 11.76 | 31.83 | 47.98 | 74.00 | -26.02 | Horizontal |
| 9848.00 | 31.46 | 38.62 | 14.31 | 31.77 | 52.62 | 74.00 | -21.38 | Horizontal |
| 12310.00 | * | | | | | 74.00 | | Horizontal |
| 14772.00 | * | | | | | 74.00 | | Horizontal |
| 17234.00 | * | | | | | 74.00 | | Horizontal |

Average value:

| Frequency (MHz) | Read Level (dBuV) | Antenna Factor (dB/m) | Cable Loss (dB) | Preamplifier Factor (dB) | Level (dBuV/m) | Limit Line (dBuV/m) | Over Limit (dB) | polarization |
|-----------------|-------------------|-----------------------|-----------------|--------------------------|----------------|---------------------|-----------------|--------------|
| 4924.00 | 33.36 | 31.90 | 8.70 | 32.15 | 41.81 | 54.00 | -12.19 | Vertical |
| 7386.00 | 22.33 | 36.49 | 11.76 | 31.83 | 38.75 | 54.00 | -15.25 | Vertical |
| 9848.00 | 21.41 | 38.62 | 14.31 | 31.77 | 42.57 | 54.00 | -11.43 | Vertical |
| 12310.00 | * | | | | | 54.00 | | Vertical |
| 14772.00 | * | | | | | 54.00 | | Vertical |
| 17234.00 | * | | | | | 54.00 | | Vertical |
| 4924.00 | 32.31 | 31.90 | 8.70 | 32.15 | 40.76 | 54.00 | -13.24 | Horizontal |
| 7386.00 | 21.02 | 36.49 | 11.76 | 31.83 | 37.44 | 54.00 | -16.56 | Horizontal |
| 9848.00 | 20.78 | 38.62 | 14.31 | 31.77 | 41.94 | 54.00 | -12.06 | Horizontal |
| 12310.00 | * | | | | | 54.00 | | Horizontal |
| 14772.00 | * | | | | | 54.00 | | Horizontal |
| 17234.00 | * | | | | | 54.00 | | Horizontal |

Remark:

1. Final Level = Receiver Read level + Antenna Factor + Cable Loss – Preamplifier Factor
2. “*”, means this data is the too weak instrument of signal is unable to test.

This document is issued by the Company subject to its General Conditions of Service printed overleaf, available on request or accessible at <http://www.ebotek.cn> and, for electronic format documents, subject to Terms and Conditions for Electronic Documents at <http://www.ebotek.cn>. Attention is drawn to the limitation of liability, indemnification and jurisdiction issues defined therein. Any holder of this document is advised that information contained hereon reflects the Company's findings at the time of its intervention only and within the limits of Client's instructions, if any. The Company's sole responsibility is to its Client and this document does not exonerate parties to a transaction from exercising all their rights and obligations under the transaction documents. This document cannot be reproduced except in full, without prior written approval of the Company. Any unauthorized alteration, forgery or falsification of the content or appearance of this document is unlawful and offenders may be prosecuted to the fullest extent of the law. Unless otherwise stated the results shown in this test report refer only to the sample(s) tested and such sample(s) are retained for 90 days only."



Shenzhen EBO Technology Co., Ltd.

Report No.: EBO1407013-E090

Page 55 of 60

| | | | |
|------------|---------------|---------------|--------|
| Test mode: | 802.11n(HT20) | Test channel: | Lowest |
|------------|---------------|---------------|--------|

Peak value:

| Frequency (MHz) | Read Level (dBuV) | Antenna Factor (dB/m) | Cable Loss (dB) | Preamplifier Factor (dB) | Level (dBuV/m) | Limit Line (dBuV/m) | Over Limit (dB) | polarization |
|-----------------|-------------------|-----------------------|-----------------|--------------------------|----------------|---------------------|-----------------|--------------|
| 4824.00 | 39.84 | 31.79 | 8.62 | 32.10 | 48.15 | 74.00 | -25.85 | Vertical |
| 7236.00 | 32.75 | 36.19 | 11.68 | 31.97 | 48.65 | 74.00 | -25.35 | Vertical |
| 9648.00 | 31.66 | 38.07 | 14.16 | 31.56 | 52.33 | 74.00 | -21.67 | Vertical |
| 12060.00 | * | | | | | 74.00 | | Vertical |
| 14472.00 | * | | | | | 74.00 | | Vertical |
| 16884.00 | * | | | | | 74.00 | | Vertical |
| 4824.00 | 38.45 | 31.79 | 8.62 | 32.10 | 46.76 | 74.00 | -27.24 | Horizontal |
| 7236.00 | 32.68 | 36.19 | 11.68 | 31.97 | 48.58 | 74.00 | -25.42 | Horizontal |
| 9648.00 | 31.32 | 38.07 | 14.16 | 31.56 | 51.99 | 74.00 | -22.01 | Horizontal |
| 12060.00 | * | | | | | 74.00 | | Horizontal |
| 14472.00 | * | | | | | 74.00 | | Horizontal |
| 16884.00 | * | | | | | 74.00 | | Horizontal |

Average value:

| Frequency (MHz) | Read Level (dBuV) | Antenna Factor (dB/m) | Cable Loss (dB) | Preamplifier Factor (dB) | Level (dBuV/m) | Limit Line (dBuV/m) | Over Limit (dB) | polarization |
|-----------------|-------------------|-----------------------|-----------------|--------------------------|----------------|---------------------|-----------------|--------------|
| 4824.00 | 28.93 | 31.79 | 8.62 | 32.10 | 37.24 | 54.00 | -16.76 | Vertical |
| 7236.00 | 21.67 | 36.19 | 11.68 | 31.97 | 37.57 | 54.00 | -16.43 | Vertical |
| 9648.00 | 22.05 | 38.07 | 14.16 | 31.56 | 42.72 | 54.00 | -11.28 | Vertical |
| 12060.00 | * | | | | | 54.00 | | Vertical |
| 14472.00 | * | | | | | 54.00 | | Vertical |
| 16884.00 | * | | | | | 54.00 | | Vertical |
| 4824.00 | 27.93 | 31.79 | 8.62 | 32.10 | 36.24 | 54.00 | -17.76 | Horizontal |
| 7236.00 | 21.30 | 36.19 | 11.68 | 31.97 | 37.20 | 54.00 | -16.80 | Horizontal |
| 9648.00 | 21.11 | 38.07 | 14.16 | 31.56 | 41.78 | 54.00 | -12.22 | Horizontal |
| 12060.00 | * | | | | | 54.00 | | Horizontal |
| 14472.00 | * | | | | | 54.00 | | Horizontal |
| 16884.00 | * | | | | | 54.00 | | Horizontal |

Remark:

1. $Final\ Level = Receiver\ Read\ level + Antenna\ Factor + Cable\ Loss - Preamplifier\ Factor$
2. “*”, means this data is the too weak instrument of signal is unable to test.

This document is issued by the Company subject to its General Conditions of Service printed overleaf, available on request or accessible at <http://www.ebotek.cn> and, for electronic format documents, subject to Terms and Conditions for Electronic Documents at <http://www.ebotek.cn>. Attention is drawn to the limitation of liability, indemnification and jurisdiction issues defined therein. Any holder of this document is advised that information contained hereon reflects the Company's findings at the time of its intervention only and within the limits of Client's instructions, if any. The Company's sole responsibility is to its Client and this document does not exonerate parties to a transaction from exercising all their rights and obligations under the transaction documents. This document cannot be reproduced except in full, without prior written approval of the Company. Any unauthorized alteration, forgery or falsification of the content or appearance of this document is unlawful and offenders may be prosecuted to the fullest extent of the law. Unless otherwise stated the results shown in this test report refer only to the sample(s) tested and such sample(s) are retained for 90 days only.”



Shenzhen EBO Technology Co., Ltd.

Report No.: EBO1407013-E090

Page 56 of 60

| | | | |
|------------|---------------|---------------|--------|
| Test mode: | 802.11n(HT20) | Test channel: | Middle |
|------------|---------------|---------------|--------|

Peak value:

| Frequency (MHz) | Read Level (dBuV) | Antenna Factor (dB/m) | Cable Loss (dB) | Preamplifier Factor (dB) | Level (dBuV/m) | Limit Line (dBuV/m) | Over Limit (dB) | polarization |
|-----------------|-------------------|-----------------------|-----------------|--------------------------|----------------|---------------------|-----------------|--------------|
| 4874.00 | 38.98 | 31.85 | 8.66 | 32.12 | 47.37 | 74.00 | -26.63 | Vertical |
| 7311.00 | 33.07 | 36.37 | 11.71 | 31.91 | 49.24 | 74.00 | -24.76 | Vertical |
| 9748.00 | 32.86 | 38.27 | 14.25 | 31.56 | 53.82 | 74.00 | -20.18 | Vertical |
| 12185.00 | * | | | | | 74.00 | | Vertical |
| 14622.00 | * | | | | | 74.00 | | Vertical |
| 17059.00 | * | | | | | 74.00 | | Vertical |
| 4874.00 | 39.40 | 31.85 | 8.66 | 32.12 | 47.79 | 74.00 | -26.21 | Horizontal |
| 7311.00 | 31.87 | 36.37 | 11.71 | 31.91 | 48.04 | 74.00 | -25.96 | Horizontal |
| 9748.00 | 32.82 | 38.27 | 14.25 | 31.56 | 53.78 | 74.00 | -20.22 | Horizontal |
| 12185.00 | * | | | | | 74.00 | | Horizontal |
| 14622.00 | * | | | | | 74.00 | | Horizontal |
| 17059.00 | * | | | | | 74.00 | | Horizontal |

Average value:

| Frequency (MHz) | Read Level (dBuV) | Antenna Factor (dB/m) | Cable Loss (dB) | Preamplifier Factor (dB) | Level (dBuV/m) | Limit Line (dBuV/m) | Over Limit (dB) | polarization |
|-----------------|-------------------|-----------------------|-----------------|--------------------------|----------------|---------------------|-----------------|--------------|
| 4874.00 | 29.83 | 31.85 | 8.66 | 32.12 | 38.22 | 54.00 | -15.78 | Vertical |
| 7311.00 | 21.43 | 36.37 | 11.71 | 31.91 | 37.60 | 54.00 | -16.40 | Vertical |
| 9748.00 | 22.15 | 38.27 | 14.25 | 31.56 | 43.11 | 54.00 | -10.89 | Vertical |
| 12185.00 | * | | | | | 54.00 | | Vertical |
| 14622.00 | * | | | | | 54.00 | | Vertical |
| 17059.00 | * | | | | | 54.00 | | Vertical |
| 4874.00 | 29.47 | 31.85 | 8.66 | 32.12 | 37.86 | 54.00 | -16.14 | Horizontal |
| 7311.00 | 20.99 | 36.37 | 11.71 | 31.91 | 37.16 | 54.00 | -16.84 | Horizontal |
| 9748.00 | 22.56 | 38.27 | 14.25 | 31.56 | 43.52 | 54.00 | -10.48 | Horizontal |
| 12185.00 | * | | | | | 54.00 | | Horizontal |
| 14622.00 | * | | | | | 54.00 | | Horizontal |
| 17059.00 | * | | | | | 54.00 | | Horizontal |

Remark:

1. Final Level = Receiver Read level + Antenna Factor + Cable Loss – Preamplifier Factor
2. “*”, means this data is the too weak instrument of signal is unable to test.

This document is issued by the Company subject to its General Conditions of Service printed overleaf, available on request or accessible at <http://www.ebotek.cn> and, for electronic format documents, subject to Terms and Conditions for Electronic Documents at <http://www.ebotek.cn>. Attention is drawn to the limitation of liability, indemnification and jurisdiction issues defined therein. Any holder of this document is advised that information contained hereon reflects the Company's findings at the time of its intervention only and within the limits of Client's instructions, if any. The Company's sole responsibility is to its Client and this document does not exonerate parties to a transaction from exercising all their rights and obligations under the transaction documents. This document cannot be reproduced except in full, without prior written approval of the Company. Any unauthorized alteration, forgery or falsification of the content or appearance of this document is unlawful and offenders may be prosecuted to the fullest extent of the law. Unless otherwise stated the results shown in this test report refer only to the sample(s) tested and such sample(s) are retained for 90 days only."



Shenzhen EBO Technology Co., Ltd.

Report No.: EBO1407013-E090

Page 57 of 60

| | | | |
|------------|---------------|---------------|---------|
| Test mode: | 802.11n(HT20) | Test channel: | Highest |
|------------|---------------|---------------|---------|

Peak value:

| Frequency (MHz) | Read Level (dBuV) | Antenna Factor (dB/m) | Cable Loss (dB) | Preamplifier Factor (dB) | Level (dBuV/m) | Limit Line (dBuV/m) | Over Limit (dB) | polarization |
|-----------------|-------------------|-----------------------|-----------------|--------------------------|----------------|---------------------|-----------------|--------------|
| 4924.00 | 44.23 | 31.90 | 8.70 | 32.15 | 52.68 | 74.00 | -21.32 | 4924.00 |
| 7386.00 | 32.87 | 36.49 | 11.76 | 31.83 | 49.29 | 74.00 | -24.71 | 7386.00 |
| 9848.00 | 35.53 | 38.62 | 14.31 | 31.77 | 56.69 | 74.00 | -17.31 | 9848.00 |
| 12310.00 | * | | | | | 74.00 | | Vertical |
| 14772.00 | * | | | | | 74.00 | | Vertical |
| 17234.00 | * | | | | | 74.00 | | Vertical |
| 4924.00 | 43.45 | 31.90 | 8.70 | 32.15 | 51.90 | 74.00 | -22.10 | Horizontal |
| 7386.00 | 32.03 | 36.49 | 11.76 | 31.83 | 48.45 | 74.00 | -25.55 | Horizontal |
| 9848.00 | 31.82 | 38.62 | 14.31 | 31.77 | 52.98 | 74.00 | -21.02 | Horizontal |
| 12310.00 | * | | | | | 74.00 | | Horizontal |
| 14772.00 | * | | | | | 74.00 | | Horizontal |
| 17234.00 | * | | | | | 74.00 | | Horizontal |

Average value:

| Frequency (MHz) | Read Level (dBuV) | Antenna Factor (dB/m) | Cable Loss (dB) | Preamplifier Factor (dB) | Level (dBuV/m) | Limit Line (dBuV/m) | Over Limit (dB) | polarization |
|-----------------|-------------------|-----------------------|-----------------|--------------------------|----------------|---------------------|-----------------|--------------|
| 4924.00 | 35.15 | 31.90 | 8.70 | 32.15 | 43.60 | 54.00 | -10.40 | Vertical |
| 7386.00 | 22.86 | 36.49 | 11.76 | 31.83 | 39.28 | 54.00 | -14.72 | Vertical |
| 9848.00 | 21.79 | 38.62 | 14.31 | 31.77 | 42.95 | 54.00 | -11.05 | Vertical |
| 12310.00 | * | | | | | 54.00 | | Vertical |
| 14772.00 | * | | | | | 54.00 | | Vertical |
| 17234.00 | * | | | | | 54.00 | | Vertical |
| 4924.00 | 33.74 | 31.90 | 8.70 | 32.15 | 42.19 | 54.00 | -11.81 | Horizontal |
| 7386.00 | 21.48 | 36.49 | 11.76 | 31.83 | 37.90 | 54.00 | -16.10 | Horizontal |
| 9848.00 | 21.13 | 38.62 | 14.31 | 31.77 | 42.29 | 54.00 | -11.71 | Horizontal |
| 12310.00 | * | | | | | 54.00 | | Horizontal |
| 14772.00 | * | | | | | 54.00 | | Horizontal |
| 17234.00 | * | | | | | 54.00 | | Horizontal |

Remark:

- 1 Final Level = Receiver Read level + Antenna Factor + Cable Loss – Preamplifier Factor
- 2 “*”, means this data is the too weak instrument of signal is unable to test.

This document is issued by the Company subject to its General Conditions of Service printed overleaf, available on request or accessible at <http://www.ebotek.cn> and, for electronic format documents, subject to Terms and Conditions for Electronic Documents at <http://www.ebotek.cn>. Attention is drawn to the limitation of liability, indemnification and jurisdiction issues defined therein. Any holder of this document is advised that information contained hereon reflects the Company's findings at the time of its intervention only and within the limits of Client's instructions, if any. The Company's sole responsibility is to its Client and this document does not exonerate parties to a transaction from exercising all their rights and obligations under the transaction documents. This document cannot be reproduced except in full, without prior written approval of the Company. Any unauthorized alteration, forgery or falsification of the content or appearance of this document is unlawful and offenders may be prosecuted to the fullest extent of the law. Unless otherwise stated the results shown in this test report refer only to the sample(s) tested and such sample(s) are retained for 90 days only."



Shenzhen EBO Technology Co., Ltd.

Report No.: EBO1407013-E090

Page 58 of 60

| | | | |
|------------|---------------|---------------|--------|
| Test mode: | 802.11n(HT40) | Test channel: | Lowest |
|------------|---------------|---------------|--------|

Peak value:

| Frequency (MHz) | Read Level (dBuV) | Antenna Factor (dB/m) | Cable Loss (dB) | Preamplifier Factor (dB) | Level (dBuV/m) | Limit Line (dBuV/m) | Over Limit (dB) | polarization |
|-----------------|-------------------|-----------------------|-----------------|--------------------------|----------------|---------------------|-----------------|--------------|
| 4844.00 | 37.17 | 31.81 | 8.63 | 32.11 | 45.50 | 74.00 | -28.50 | Vertical |
| 7266.00 | 32.01 | 36.28 | 11.69 | 31.94 | 48.04 | 74.00 | -25.96 | Vertical |
| 9688.00 | 31.13 | 38.13 | 14.21 | 31.52 | 51.95 | 74.00 | -22.05 | Vertical |
| 12060.00 | * | | | | | 74.00 | | Vertical |
| 14472.00 | * | | | | | 74.00 | | Vertical |
| 16884.00 | * | | | | | 74.00 | | Vertical |
| 4844.00 | 36.30 | 31.81 | 8.63 | 32.11 | 44.63 | 74.00 | -29.37 | Horizontal |
| 7266.00 | 32.03 | 36.28 | 11.69 | 31.94 | 48.06 | 74.00 | -25.94 | Horizontal |
| 9688.00 | 30.83 | 38.13 | 14.21 | 31.52 | 51.65 | 74.00 | -22.35 | Horizontal |
| 12060.00 | * | | | | | 74.00 | | Horizontal |
| 14472.00 | * | | | | | 74.00 | | Horizontal |
| 16884.00 | * | | | | | 74.00 | | Horizontal |

Average value:

| Frequency (MHz) | Read Level (dBuV) | Antenna Factor (dB/m) | Cable Loss (dB) | Preamplifier Factor (dB) | Level (dBuV/m) | Limit Line (dBuV/m) | Over Limit (dB) | polarization |
|-----------------|-------------------|-----------------------|-----------------|--------------------------|----------------|---------------------|-----------------|--------------|
| 4844.00 | 26.49 | 31.81 | 8.63 | 32.11 | 34.82 | 54.00 | -19.18 | Vertical |
| 7266.00 | 20.95 | 36.28 | 11.69 | 31.94 | 36.98 | 54.00 | -17.02 | Vertical |
| 9688.00 | 21.54 | 38.13 | 14.21 | 31.52 | 42.36 | 54.00 | -11.64 | Vertical |
| 12060.00 | * | | | | | 54.00 | | Vertical |
| 14472.00 | * | | | | | 54.00 | | Vertical |
| 16884.00 | * | | | | | 54.00 | | Vertical |
| 4844.00 | 25.98 | 31.81 | 8.63 | 32.11 | 34.31 | 54.00 | -19.69 | Horizontal |
| 7266.00 | 20.67 | 36.28 | 11.69 | 31.94 | 36.70 | 54.00 | -17.30 | Horizontal |
| 9688.00 | 20.63 | 38.13 | 14.21 | 31.52 | 41.45 | 54.00 | -12.55 | Horizontal |
| 12060.00 | * | | | | | 54.00 | | Horizontal |
| 14472.00 | * | | | | | 54.00 | | Horizontal |
| 16884.00 | * | | | | | 54.00 | | Horizontal |

Remark:

1. Final Level = Receiver Read level + Antenna Factor + Cable Loss – Preamplifier Factor
2. “*”, means this data is the too weak instrument of signal is unable to test.

This document is issued by the Company subject to its General Conditions of Service printed overleaf, available on request or accessible at <http://www.ebotek.cn> and, for electronic format documents, subject to Terms and Conditions for Electronic Documents at <http://www.ebotek.cn>. Attention is drawn to the limitation of liability, indemnification and jurisdiction issues defined therein. Any holder of this document is advised that information contained hereon reflects the Company's findings at the time of its intervention only and within the limits of Client's instructions, if any. The Company's sole responsibility is to its Client and this document does not exonerate parties to a transaction from exercising all their rights and obligations under the transaction documents. This document cannot be reproduced except in full, without prior written approval of the Company. Any unauthorized alteration, forgery or falsification of the content or appearance of this document is unlawful and offenders may be prosecuted to the fullest extent of the law. Unless otherwise stated the results shown in this test report refer only to the sample(s) tested and such sample(s) are retained for 90 days only.”



Shenzhen EBO Technology Co., Ltd.

Report No.: EBO1407013-E090

Page 59 of 60

| | | | |
|------------|---------------|---------------|--------|
| Test mode: | 802.11n(HT40) | Test channel: | Middle |
|------------|---------------|---------------|--------|

Peak value:

| Frequency (MHz) | Read Level (dBuV) | Antenna Factor (dB/m) | Cable Loss (dB) | Preamp Factor (dB) | Level (dBuV/m) | Limit Line (dBuV/m) | Over Limit (dB) | polarization |
|-----------------|-------------------|-----------------------|-----------------|--------------------|----------------|---------------------|-----------------|--------------|
| 4874.00 | 36.77 | 31.85 | 8.66 | 32.12 | 45.16 | 74.00 | -28.84 | Vertical |
| 7311.00 | 32.46 | 36.37 | 11.71 | 31.91 | 48.63 | 74.00 | -25.37 | Vertical |
| 9748.00 | 32.42 | 38.27 | 14.25 | 31.56 | 53.38 | 74.00 | -20.62 | Vertical |
| 12185.00 | * | | | | | 74.00 | | Vertical |
| 14622.00 | * | | | | | 74.00 | | Vertical |
| 17059.00 | * | | | | | 74.00 | | Vertical |
| 4874.00 | 37.62 | 31.85 | 8.66 | 32.12 | 46.01 | 74.00 | -27.99 | Horizontal |
| 7311.00 | 31.33 | 36.37 | 11.71 | 31.91 | 47.50 | 74.00 | -26.50 | Horizontal |
| 9748.00 | 32.41 | 38.27 | 14.25 | 31.56 | 53.37 | 74.00 | -20.63 | Horizontal |
| 12185.00 | * | | | | | 74.00 | | Horizontal |
| 14622.00 | * | | | | | 74.00 | | Horizontal |
| 17059.00 | * | | | | | 74.00 | | Horizontal |

Average value:

| Frequency (MHz) | Read Level (dBuV) | Antenna Factor (dB/m) | Cable Loss (dB) | Preamp Factor (dB) | Level (dBuV/m) | Limit Line (dBuV/m) | Over Limit (dB) | polarization |
|-----------------|-------------------|-----------------------|-----------------|--------------------|----------------|---------------------|-----------------|--------------|
| 4874.00 | 27.82 | 31.85 | 8.66 | 32.12 | 36.21 | 54.00 | -17.79 | Vertical |
| 7311.00 | 20.84 | 36.37 | 11.71 | 31.91 | 37.01 | 54.00 | -16.99 | Vertical |
| 9748.00 | 21.73 | 38.27 | 14.25 | 31.56 | 42.69 | 54.00 | -11.31 | Vertical |
| 12185.00 | * | | | | | 54.00 | | Vertical |
| 14622.00 | * | | | | | 54.00 | | Vertical |
| 17059.00 | * | | | | | 54.00 | | Vertical |
| 4874.00 | 27.86 | 31.85 | 8.66 | 32.12 | 36.25 | 54.00 | -17.75 | Horizontal |
| 7311.00 | 20.47 | 36.37 | 11.71 | 31.91 | 36.64 | 54.00 | -17.36 | Horizontal |
| 9748.00 | 22.17 | 38.27 | 14.25 | 31.56 | 43.13 | 54.00 | -10.87 | Horizontal |
| 12185.00 | * | | | | | 54.00 | | Horizontal |
| 14622.00 | * | | | | | 54.00 | | Horizontal |
| 17059.00 | * | | | | | 54.00 | | Horizontal |

Remark:

1. *Final Level = Receiver Read level + Antenna Factor + Cable Loss – Preamplifier Factor*
2. *“*” , means this data is the too weak instrument of signal is unable to test.*

This document is issued by the Company subject to its General Conditions of Service printed overleaf, available on request or accessible at <http://www.ebotek.cn> and, for electronic format documents, subject to Terms and Conditions for Electronic Documents at <http://www.ebotek.cn>. Attention is drawn to the limitation of liability, indemnification and jurisdiction issues defined therein. Any holder of this document is advised that information contained hereon reflects the Company's findings at the time of its intervention only and within the limits of Client's instructions, if any. The Company's sole responsibility is to its Client and this document does not exonerate parties to a transaction from exercising all their rights and obligations under the transaction documents. This document cannot be reproduced except in full, without prior written approval of the Company. Any unauthorized alteration, forgery or falsification of the content or appearance of this document is unlawful and offenders may be prosecuted to the fullest extent of the law. Unless otherwise stated the results shown in this test report refer only to the sample(s) tested and such sample(s) are retained for 90 days only."



Shenzhen EBO Technology Co., Ltd.

Report No.: EBO1407013-E090

Page 60 of 60

| | | | |
|------------|---------------|---------------|---------|
| Test mode: | 802.11n(HT40) | Test channel: | Highest |
|------------|---------------|---------------|---------|

Peak value:

| Frequency (MHz) | Read Level (dBuV) | Antenna Factor (dB/m) | Cable Loss (dB) | Preamplifier Factor (dB) | Level (dBuV/m) | Limit Line (dBuV/m) | Over Limit (dB) | polarization |
|-----------------|-------------------|-----------------------|-----------------|--------------------------|----------------|---------------------|-----------------|--------------|
| 4904.00 | 40.42 | 31.88 | 8.68 | 32.13 | 48.85 | 74.00 | -25.15 | Vertical |
| 7356.00 | 31.81 | 36.45 | 11.75 | 31.86 | 48.15 | 74.00 | -25.85 | Vertical |
| 9808.00 | 34.77 | 38.43 | 14.29 | 31.68 | 55.81 | 74.00 | -18.19 | Vertical |
| 12310.00 | * | | | | | 74.00 | | Vertical |
| 14772.00 | * | | | | | 74.00 | | Vertical |
| 17234.00 | * | | | | | 74.00 | | Vertical |
| 4904.00 | 40.39 | 31.88 | 8.68 | 32.13 | 48.82 | 74.00 | -25.18 | Horizontal |
| 7356.00 | 31.11 | 36.45 | 11.75 | 31.86 | 47.45 | 74.00 | -26.55 | Horizontal |
| 9808.00 | 31.12 | 38.43 | 14.29 | 31.68 | 52.16 | 74.00 | -21.84 | Horizontal |
| 12310.00 | * | | | | | 74.00 | | Horizontal |
| 14772.00 | * | | | | | 74.00 | | Horizontal |
| 17234.00 | * | | | | | 74.00 | | Horizontal |

Average value:

| Frequency (MHz) | Read Level (dBuV) | Antenna Factor (dB/m) | Cable Loss (dB) | Preamplifier Factor (dB) | Level (dBuV/m) | Limit Line (dBuV/m) | Over Limit (dB) | polarization |
|-----------------|-------------------|-----------------------|-----------------|--------------------------|----------------|---------------------|-----------------|--------------|
| 4904.00 | 31.68 | 31.88 | 8.68 | 32.13 | 40.11 | 54.00 | -13.89 | Vertical |
| 7356.00 | 21.84 | 36.45 | 11.75 | 31.86 | 38.18 | 54.00 | -15.82 | Vertical |
| 9808.00 | 21.06 | 38.43 | 14.29 | 31.68 | 42.10 | 54.00 | -11.90 | Vertical |
| 12310.00 | * | | | | | 54.00 | | Vertical |
| 14772.00 | * | | | | | 54.00 | | Vertical |
| 17234.00 | * | | | | | 54.00 | | Vertical |
| 4904.00 | 30.96 | 31.88 | 8.68 | 32.13 | 39.39 | 54.00 | -14.61 | Horizontal |
| 7356.00 | 20.58 | 36.45 | 11.75 | 31.86 | 36.92 | 54.00 | -17.08 | Horizontal |
| 9808.00 | 20.45 | 38.43 | 14.29 | 31.68 | 41.49 | 54.00 | -12.51 | Horizontal |
| 12310.00 | * | | | | | 54.00 | | Horizontal |
| 14772.00 | * | | | | | 54.00 | | Horizontal |
| 17234.00 | * | | | | | 54.00 | | Horizontal |

Remark:

- 1 Final Level = Receiver Read level + Antenna Factor + Cable Loss – Preamplifier Factor
- 2 “*”, means this data is the too weak instrument of signal is unable to test.

-----End-----

This document is issued by the Company subject to its General Conditions of Service printed overleaf, available on request or accessible at <http://www.ebotek.cn> and, for electronic format documents, subject to Terms and Conditions for Electronic Documents at <http://www.ebotek.cn>. Attention is drawn to the limitation of liability, indemnification and jurisdiction issues defined therein. Any holder of this document is advised that information contained hereon reflects the Company's findings at the time of its intervention only and within the limits of Client's instructions, if any. The Company's sole responsibility is to its Client and this document does not exonerate parties to a transaction from exercising all their rights and obligations under the transaction documents. This document cannot be reproduced except in full, without prior written approval of the Company. Any unauthorized alteration, forgery or falsification of the content or appearance of this document is unlawful and offenders may be prosecuted to the fullest extent of the law. Unless otherwise stated the results shown in this test report refer only to the sample(s) tested and such sample(s) are retained for 90 days only."