



**Shenzhen EBO Technology Co., Ltd.**

1-4F, Huafeng Science Park, Xin'an Sixth Road, 82<sup>th</sup> District,  
Bao'an, Shenzhen, China.  
Telephone: +86-755-29451282,  
Fax: +86-755-22639141

Report No.: EBO1506119-E364  
Page: 1 of 56

## **FCC Report (WIFI)**

**Applicant:** VISUAL LAND INC.

**Address of Applicant:** 17785 Center Court Dr. Suite 670, Cerritos, CA 90703

**Equipment Under Test (EUT)**

Product Name: 10.1INCH TABLET

Trade Mark: VISUAL LAND

Model No.: ME-10QL

**FCC ID:** SI9PRESTIGE10QL

**Applicable standards:** FCC CFR Title 47 Part 15 Subpart C Section 15.247:2014

**Date of sample receipt:** July 3, 2015

**Date of Test:** July 13, 2015 To July 17, 2015

**Date of report issued:** July 17, 2015

**Test Result :** PASS \*

\* In the configuration tested, the EUT complied with the standards specified above.

Authorized Signature:

Kevin Yu  
Laboratory Manager

This report details the results of the testing carried out on one sample. The results contained in this test report do not relate to other samples of the same product and does not permit the use of the EBO product certification mark. The manufacturer should ensure that all products in series production are in conformity with the product sample detailed in this report.

This report may only be reproduced and distributed in full. If the product in this report is used in any configuration other than that detailed in the report, the manufacturer must ensure the new system complies with all relevant standards. Any mention of EBO International Electrical Approvals or testing done by EBO International Electrical Approvals in connection with, distribution or use of the product described in this report must be approved by EBO International Electrical Approvals in writing.

This document cannot be reproduced except in full, without prior written approval of the Company. Any unauthorized alteration, forgery or falsification of the content or appearance of this document is unlawful and offenders may be prosecuted to the fullest extent of the law. Unless otherwise stated the results shown in this test report refer only to the sample(s) tested and such sample(s) are retained for 90 days only



## 2 Version

Version No.	Date	Description
00	July 17, 2015	Original

Prepared By:

Date:

July 17, 2015

Project Engineer

Check By:

Date:

July 17, 2015

Reviewer

This document is issued by the Company subject to its General Conditions of Service printed overleaf, available on request or accessible at <http://www.ebotek.cn> and, for electronic format documents, subject to Terms and Conditions for Electronic Documents at <http://www.ebotek.cn>. Attention is drawn to the limitation of liability, indemnification and jurisdiction issues defined therein. Any holder of this document is advised that information contained hereon reflects the Company's findings at the time of its intervention only and within the limits of Client's instructions, if any. The Company's sole responsibility is to its Client and this document does not exonerate parties to a transaction from exercising all their rights and obligations under the transaction documents. This document cannot be reproduced except in full, without prior written approval of the Company. Any unauthorized alteration, forgery or falsification of the content or appearance of this document is unlawful and offenders may be prosecuted to the fullest extent of the law. Unless otherwise stated the results shown in this test report refer only to the sample(s) tested and such sample(s) are retained for 90 days only."



### 3 Contents

	Page
1 COVER PAGE .....	1
2 VERSION .....	2
3 CONTENTS .....	3
4 TEST SUMMARY .....	4
5 GENERAL INFORMATION .....	5
5.1 CLIENT INFORMATION .....	5
5.2 GENERAL DESCRIPTION OF EUT .....	5
5.3 TEST MODE .....	6
5.4 DESCRIPTION OF SUPPORT UNITS .....	6
5.5 TEST FACILITY .....	7
5.6 TEST LOCATION .....	7
6 TEST INSTRUMENTS LIST .....	8
7 TEST RESULTS AND MEASUREMENT DATA .....	9
7.1 ANTENNA REQUIREMENT .....	9
7.2 CONDUCTED EMISSIONS .....	10
7.3 CONDUCTED OUTPUT POWER .....	13
7.4 CHANNEL BANDWIDTH .....	14
7.5 POWER SPECTRAL DENSITY .....	19
7.6 BAND EDGES .....	24
7.6.1 Conducted Emission Method .....	24
7.6.2 Radiated Emission Method .....	27
7.7 SPURIOUS EMISSION .....	36
7.7.1 Conducted Emission Method .....	36
7.7.2 Radiated Emission Method .....	41
8 TEST SETUP PHOTO .....	56
9 EUT CONSTRUCTIONAL DETAILS .....	56



## 4 Test Summary

Test Item	Section in CFR 47	Result
Antenna requirement	15.203/15.247 (c)	Pass
AC Power Line Conducted Emission	15.207	Pass
Conducted Peak Output Power	15.247 (b)(3)	Pass
Channel Bandwidth	15.247 (a)(2)	Pass
Power Spectral Density	15.247 (e)	Pass
Band Edge	15.247(d)	Pass
Spurious Emission	15.205/15.209	Pass

*Pass: The EUT complies with the essential requirements in the standard.*

*Remark: Test according to ANSI C63.4:2009*





## 5 General Information

### 5.1 Client Information

Applicant:	VISUAL LAND INC.
Address of Applicant:	17785 Center Court Dr. Suite 670, Cerritos, CA 90703
Manufacturer:	VISUAL LAND INC.
Address of Manufacturer:	17785 Center Court Dr. Suite 670, Cerritos, CA 90703

### 5.2 General Description of EUT

Product Name:	10.1INCH TABLET
Trade Mark:	VISUAL LAND
Model No.:	ME-10QL
Operation Frequency:	802.11b/802.11g/802.11n(HT20): 2412MHz~2462MHz 802.11n(HT40): 2422MHz~2452MHz
Channel numbers:	802.11b/802.11g /802.11n(HT20): 11 802.11(HT40): 7
Channel separation:	5MHz
Modulation technology:	802.11b: Direct Sequence Spread Spectrum (DSSS) 802.11g/802.11n(H20)/802.11n(H40): Orthogonal Frequency Division Multiplexing (OFDM)
Antenna Type:	Integral Antenna
Antenna gain:	0.8dBi (declare by Applicant)
Power supply:	5 V  , 2100mA or 3.7V  , 4500mAh(Lithium battery), Adapter: Model:SW-050210 Input:100-240V~,50/60Hz,0.68A Output:5Vdc, 2100mA



Operation Frequency each of channel							
Channel	Frequency	Channel	Frequency	Channel	Frequency	Channel	Frequency
1	2412MHz	4	2427MHz	7	2442MHz	10	2457MHz
2	2417MHz	5	2432MHz	8	2447MHz	11	2462MHz
3	2422MHz	6	2437MHz	9	2452MHz		

Note:

In section 15.31(m), regards to the operating frequency range over 10 MHz, the Lowest frequency, the middle frequency, and the highest frequency of channel were selected to perform the test, and the selected channel see below:

Test channel	Frequency (MHz)	
	802.11b/802.11g/802.11n(HT20)	802.11n(HT40)
Lowest channel	2412MHz	2422MHz
Middle channel	2437MHz	2437MHz
Highest channel	2462MHz	2452MHz

### 5.3 Test mode

Transmitting mode	Keep the EUT in continuously transmitting mode (duty cycle > 98%)
<i>Remark: During the test, the test voltage was tuned from 85% to 115% of the nominal rated supply voltage, and found that the worst case was under the nominal rated supply condition. So the report just shows that condition's data.</i>	

We have verified the construction and function in typical operation. All the test modes were carried out with the EUT in transmitting operation, which was shown in this test report and defined as follows:					
Per-scan all kind of data rate in lowest channel, and found the follow list which it was worst case.					
Mode	802.11b	802.11g	802.11n(HT20)	802.11n(HT40)	
Data rate	1Mbps	6Mbps	6.5Mbps	13Mbps	

### 5.4 Description of Support Units

None
------



## 5.5 Test Facility

The test facility is recognized, certified, or accredited by the following organizations:

- **FCC —Registration No.: 600491**

Global United Technology Services Co., Ltd., Shenzhen EMC Laboratory has been registered and fully described in a report filed with the (FCC) Federal Communications Commission. The acceptance letter from the FCC is maintained in files. Registration 600491, June 28, 2013.

- **Industry Canada (IC) —Registration No.: 9079A-2**

The 3m Semi-anechoic chamber of Global United Technology Services Co., Ltd. has been registered by Certification and Engineering Bureau of Industry Canada for radio equipment testing with Registration No.: 9079A-2, June 26, 2013.

## 5.6 Test Location

All tests were performed at:

Global United Technology Services Co., Ltd.

Address: 2nd Floor, Block No.2, Laodong Industrial Zone, Xixiang Road Baoan District, Shenzhen, China



## 6 Test Instruments list

Radiated Emission:						
Item	Test Equipment	Manufacturer	Model No.	Inventory No.	Cal.Date (mm-dd-yy)	Cal.Due date (mm-dd-yy)
1	3m Semi- Anechoic Chamber	ZhongYu Electron	9.2(L)*6.2(W)* 6.4(H)	GTS250	Mar. 29 2014	Mar. 28 2016
2	Control Room	ZhongYu Electron	6.2(L)*2.5(W)* 2.4(H)	GTS251	N/A	N/A
3	Spectrum Analyzer	Agilent	E4440A	GTS533	July 08 2015	July 07 2016
4	EMI Test Receiver	Rohde & Schwarz	ESU26	GTS203	July 08 2015	July 07 2016
5	BiConiLog Antenna	SCHWARZBECK MESS-ELEKTRONIK	VULB9163	GTS214	July 08 2015	July 07 2016
6	Double -ridged waveguide horn	SCHWARZBECK MESS-ELEKTRONIK	9120D-829	GTS208	July 08 2015	July 07 2016
7	Horn Antenna	ETS-LINDGREN	3160	GTS217	Mar. 27 2015	Mar. 26 2016
8	EMI Test Software	AUDIX	E3	N/A	N/A	N/A
9	Coaxial Cable	GTS	N/A	GTS213	Mar. 27 2015	Mar. 26 2016
10	Coaxial Cable	GTS	N/A	GTS211	Mar. 27 2015	Mar. 26 2016
11	Coaxial Cable	GTS	N/A	GTS210	Mar. 27 2015	Mar. 26 2016
12	Coaxial Cable	GTS	N/A	GTS212	Mar. 27 2015	Mar. 26 2016
13	Amplifier(100kHz-3GHz)	HP	8347A	GTS204	July 01 2015	July 01 2016
14	Amplifier(2GHz-20GHz)	HP	8349B	GTS206	July 01 2015	July 01 2016
15	Amplifier (18-26GHz)	Rohde & Schwarz	AFS33-18002 650-30-8P-44	GTS218	July 08 2015	July 07 2016
16	Band filter	Amindeon	82346	GTS219	Mar. 27 2015	Mar. 26 2016
17	Power Meter	Anritsu	ML2495A	GTS540	July 08 2015	July 07 2016
18	Power Sensor	Anritsu	MA2411B	GTS541	July 08 2015	July 07 2016

Conducted Emission:						
Item	Test Equipment	Manufacturer	Model No.	Inventory No.	Cal.Date (mm-dd-yy)	Cal.Due date (mm-dd-yy)
1	Shielding Room	ZhongYu Electron	7.0(L)x3.0(W)x3.0(H)	GTS264	July 08 2015	July 07 2016
2	EMI Test Receiver	Rohde & Schwarz	ESCS30	GTS223	July 08 2015	July 07 2016
3	10dB Pulse Limita	Rohde & Schwarz	N/A	GTS224	July 08 2015	July 07 2016
4	Coaxial Switch	ANRITSU CORP	MP59B	GTS225	July 08 2015	July 07 2016
5	LISN	SCHWARZBECK MESS-ELEKTRONIK	NSLK 8127	GTS226	July 08 2015	July 07 2016
6	Coaxial Cable	GTS	N/A	GTS227	July 08 2015	July 07 2016
7	EMI Test Software	AUDIX	E3	N/A	N/A	N/A

General used equipment:						
Item	Test Equipment	Manufacturer	Model No.	Inventory No.	Cal.Date (mm-dd-yy)	Cal.Due date (mm-dd-yy)
1	Barometer	ChangChun	DYM3	GTS257	July 08 2015	July 07 2016

This document is issued by the Company subject to its General Conditions of Service printed overleaf, available on request or accessible at <http://www.ebotek.cn> and, for electronic format documents, subject to Terms and Conditions for Electronic Documents at <http://www.ebotek.cn>. Attention is drawn to the limitation of liability, indemnification and jurisdiction issues defined therein. Any holder of this document is advised that information contained hereon reflects the Company's findings at the time of its intervention only and within the limits of Client's instructions, if any. The Company's sole responsibility is to its Client and this document does not exonerate parties to a transaction from exercising all their rights and obligations under the transaction documents. This document cannot be reproduced except in full, without prior written approval of the Company. Any unauthorized alteration, forgery or falsification of the content or appearance of this document is unlawful and offenders may be prosecuted to the fullest extent of the law. Unless otherwise stated the results shown in this test report refer only to the sample(s) tested and such sample(s) are retained for 90 days only."





## 7 Test results and Measurement Data

### 7.1 Antenna requirement

<b>Standard requirement:</b>	FCC Part15 C Section 15.203 /247(c)
<b>15.203 requirement:</b> An intentional radiator shall be designed to ensure that no antenna other than that furnished by the responsible party shall be used with the device. The use of a permanently attached antenna or of an antenna that uses a unique coupling to the intentional radiator, the manufacturer may design the unit so that a broken antenna can be replaced by the user, but the use of a standard antenna jack or electrical connector is prohibited.	
<b>15.247(c) (1)(i) requirement:</b> (i) Systems operating in the 2400-2483.5 MHz band that is used exclusively for fixed. Point-to-point operations may employ transmitting antennas with directional gain greater than 6dBi provided the maximum conducted output power of the intentional radiator is reduced by 1 dB for every 3 dB that the directional gain of the antenna exceeds 6dBi.	
<b>E.U.T Antenna:</b>	
<i>The antenna is integral antenna, the best case gain of the antenna is 0.8dBi</i>	



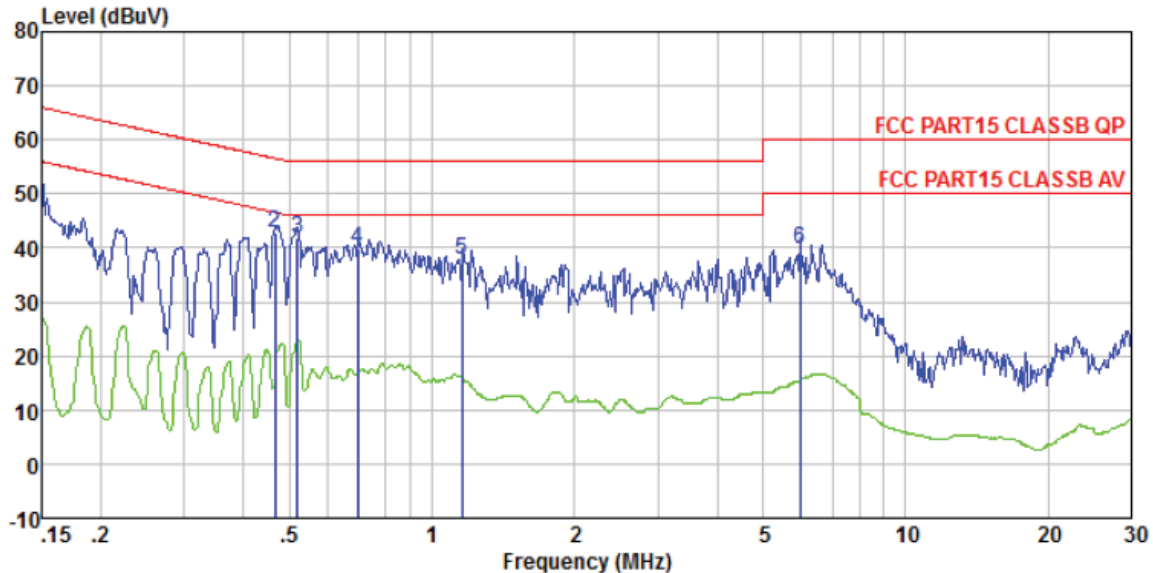
## 7.2 Conducted Emissions

Test Requirement:	FCC Part15 C Section 15.207														
Test Method:	ANSI C63.10:2009														
Test Frequency Range:	150KHz to 30MHz														
Class / Severity:	Class B														
Receiver setup:	RBW=9KHz, VBW=30KHz, Sweep time=auto														
Limit:	<table><tr><th rowspan="2">Frequency range (MHz)</th><th colspan="2">Limit (dBuV)</th></tr><tr><th>Quasi-peak</th><th>Average</th></tr><tr><td>0.15-0.5</td><td>66 to 56*</td><td>56 to 46*</td></tr><tr><td>0.5-5</td><td>56</td><td>46</td></tr><tr><td>5-30</td><td>60</td><td>50</td></tr></table> <p>* Decreases with the logarithm of the frequency.</p>	Frequency range (MHz)	Limit (dBuV)		Quasi-peak	Average	0.15-0.5	66 to 56*	56 to 46*	0.5-5	56	46	5-30	60	50
Frequency range (MHz)	Limit (dBuV)														
	Quasi-peak	Average													
0.15-0.5	66 to 56*	56 to 46*													
0.5-5	56	46													
5-30	60	50													
Test setup:	<div><p style="text-align: center;"><b>Reference Plane</b></p><p style="text-align: center;">Test table/Insulation plane</p><p><i>Remark: E.U.T: Equipment Under Test LISN: Line Impedance Stabilization Network Test table height=0.8m</i></p></div>														
Test procedure:	<ol style="list-style-type: none"><li>1. The E.U.T and simulators are connected to the main power through a line impedance stabilization network (L.I.S.N.). This provides a 50ohm/50uH coupling impedance for the measuring equipment.</li><li>2. The peripheral devices are also connected to the main power through a LISN that provides a 50ohm/50uH coupling impedance with 50ohm termination. (Please refer to the block diagram of the test setup and photographs).</li><li>3. Both sides of A.C. line are checked for maximum conducted interference. In order to find the maximum emission, the relative positions of equipment and all of the interface cables must be changed according to ANSI C63.10:2009 on conducted measurement.</li></ol>														
Test Instruments:	Refer to section 6.0 for details														
Test mode:	Refer to section 5.3 for details														
Test results:	Pass														



Measurement data:

Test mode:	WiFi mode		LINE
------------	-----------	--	------



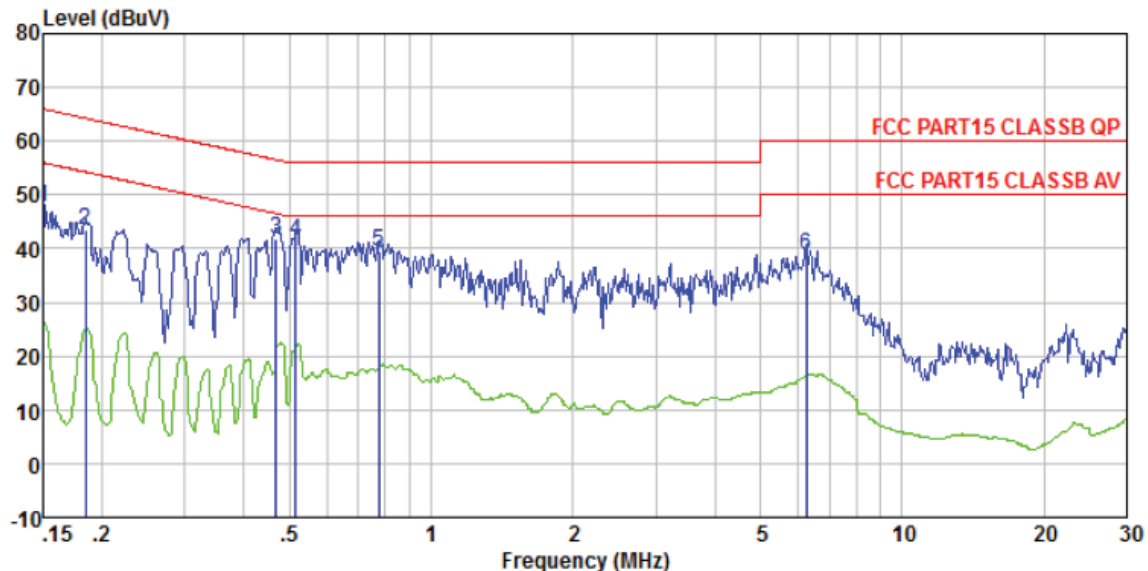
Site : Shielded room

Condition: FCC PART15 CLASSB QP LISN-2013 LINE

	Read	Cable	LISN	Limit	Over	
Freq	Level	Loss	Factor	Level	Line	Limit Remark
MHz	dBuV	dB	dB	dBuV	dBuV	dB
1	0.150	47.66	0.12	0.15	47.93	66.00 -18.07 QP
2	0.466	42.66	0.11	0.12	42.89	56.58 -13.69 QP
3	0.521	41.49	0.11	0.12	41.72	56.00 -14.28 QP
4	0.697	39.47	0.13	0.14	39.74	56.00 -16.26 QP
5	1.160	37.44	0.13	0.13	37.70	56.00 -18.30 QP
6	5.993	39.36	0.16	0.22	39.74	60.00 -20.26 QP



Test mode:	WiFi mode		NEUTRAL
------------	-----------	--	---------



Site : Shielded room

Condition: FCC PART15 CLASSB QP LISN-2013 NEUTRAL

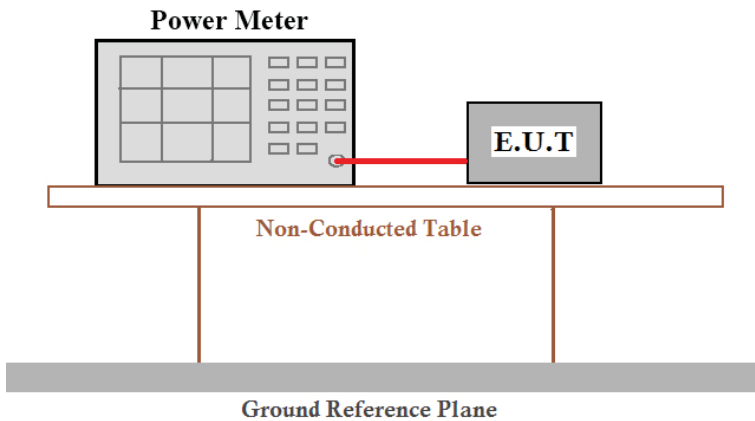
	Read	Cable	LISN	Limit	Over	
Freq	Level	Loss	Factor	Level	Line	Limit Remark
MHz	dBuV	dB	dB	dBuV	dBuV	dB
1	0.150	47.74	0.12	0.07	47.93	66.00 -18.07 QP
2	0.184	43.32	0.13	0.07	43.52	64.28 -20.76 QP
3	0.469	41.70	0.11	0.06	41.87	56.54 -14.67 QP
4	0.516	41.31	0.11	0.06	41.48	56.00 -14.52 QP
5	0.775	39.41	0.13	0.07	39.61	56.00 -16.39 QP
6	6.252	38.45	0.16	0.17	38.78	60.00 -21.22 QP

Notes:

1. An initial pre-scan was performed on the line and neutral lines with peak detector.
2. Quasi-Peak and Average measurement were performed at the frequencies with maximized peak emission.
3. Final Level =Receiver Read level + LISN Factor + Cable Loss
4. If the average limit is met when using a quasi-peak detector receiver, the EUT shall be deemed to meet both limits and measurement with the average detector receiver is unnecessary.



### 7.3 Conducted Peak Output Power

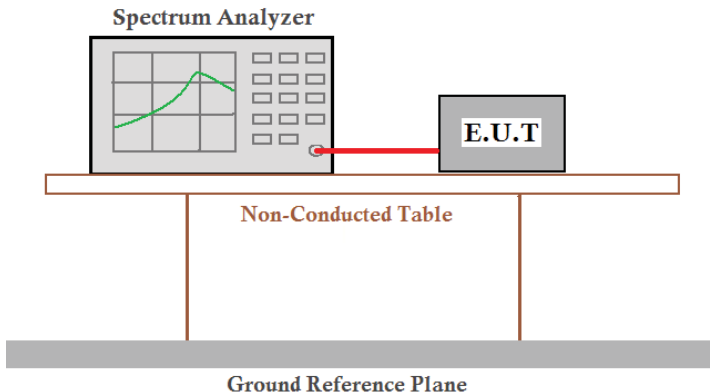
Test Requirement:	FCC Part15 C Section 15.247 (b)(3)
Test Method:	ANSI C63.10:2009 and KDB558074 D01 DTS Meas Guidance V03
Limit:	30dBm
Test setup:	
Test Instruments:	Refer to section 6.0 for details
Test mode:	Refer to section 5.3 for details
Test results:	Pass

### Measurement Data

Test CH	Output Power (dBm)				Limit(dBm)	Result
	802.11b	802.11g	802.11n(HT20)	802.11n(HT40)		
Lowest	8.83	8.53	8.62	6.67	30.00	Pass
Middle	8.69	8.36	8.51	6.52		
Highest	8.57	8.31	8.44	6.38		



## 7.4 Channel Bandwidth

Test Requirement:	FCC Part15 C Section 15.247 (a)(2)
Test Method:	ANSI C63.10:2009 and KDB558074 D01 DTS Meas Guidance V03
Limit:	>500KHz
Test setup:	
Test Instruments:	Refer to section 6.0 for details
Test mode:	Refer to section 5.3 for details
Test results:	Pass

## Measurement Data

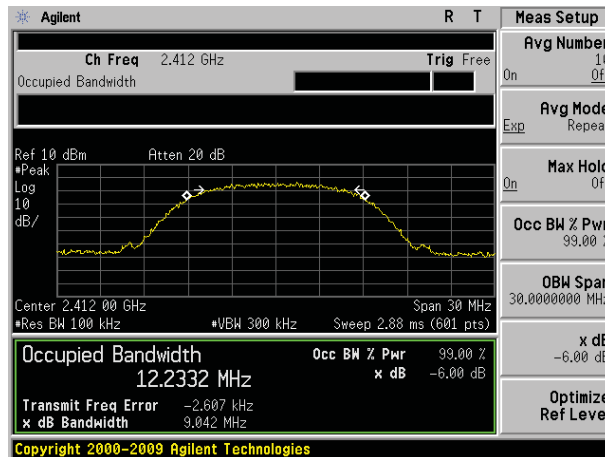
Test CH	Channel Bandwidth (MHz)				Limit(KHz)	Result
	802.11b	802.11g	802.11n(HT20)	802.11n(HT40)		
Lowest	9.042	16.377	17.628	35.352	>500	Pass
Middle	9.562	16.424	17.631	36.298		
Highest	10.574	16.521	17.652	36.164		

## Test plot as follows:

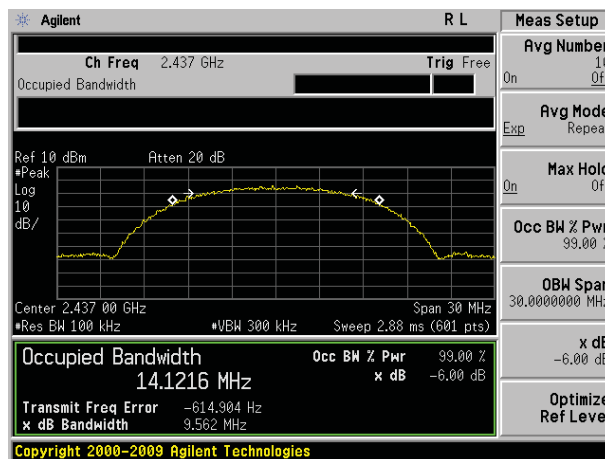
This document is issued by the Company subject to its General Conditions of Service printed overleaf, available on request or accessible at <http://www.ebotek.cn> and, for electronic format documents, subject to Terms and Conditions for Electronic Documents at <http://www.ebotek.cn>. Attention is drawn to the limitation of liability, indemnification and jurisdiction issues defined therein. Any holder of this document is advised that information contained hereon reflects the Company's findings at the time of its intervention only and within the limits of Client's instructions, if any. The Company's sole responsibility is to its Client and this document does not exonerate parties to a transaction from exercising all their rights and obligations under the transaction documents. This document cannot be reproduced except in full, without prior written approval of the Company. Any unauthorized alteration, forgery or falsification of the content or appearance of this document is unlawful and offenders may be prosecuted to the fullest extent of the law. Unless otherwise stated the results shown in this test report refer only to the sample(s) tested and such sample(s) are retained for 90 days only."



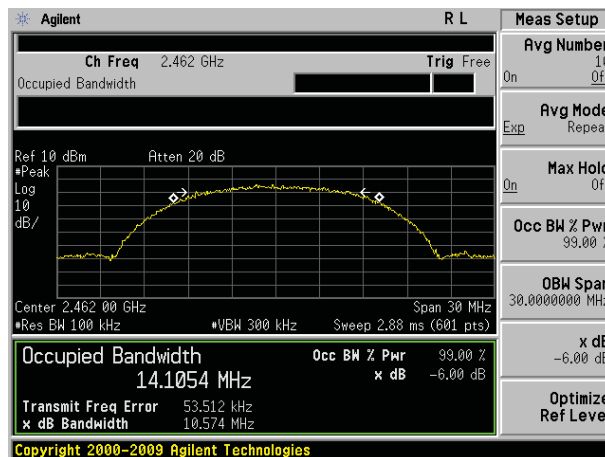
Test mode:	802.11b
------------	---------



Lowest channel



Middle channel



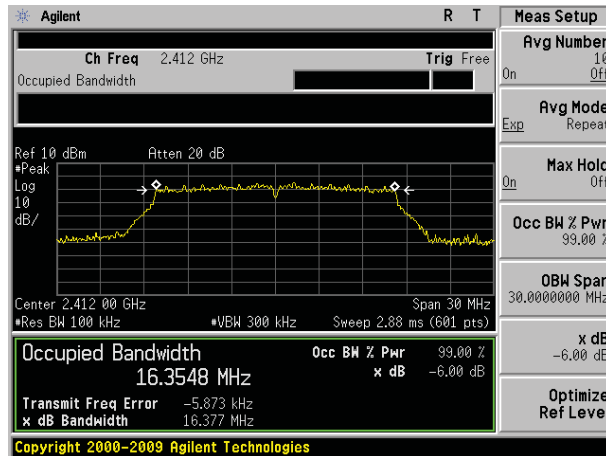
Highest channel

This document is issued by the Company subject to its General Conditions of Service printed overleaf, available on request or accessible at <http://www.ebotek.cn> and, for electronic format documents, subject to Terms and Conditions for Electronic Documents at <http://www.ebotek.cn>. Attention is drawn to the limitation of liability, indemnification and jurisdiction issues defined therein. Any holder of this document is advised that information contained hereon reflects the Company's findings at the time of its intervention only and within the limits of Client's instructions, if any. The Company's sole responsibility is to its Client and this document does not exonerate parties to a transaction from exercising all their rights and obligations under the transaction documents. This document cannot be reproduced except in full, without prior written approval of the Company. Any unauthorized alteration, forgery or falsification of the content or appearance of this document is unlawful and offenders may be prosecuted to the fullest extent of the law. Unless otherwise stated the results shown in this test report refer only to the sample(s) tested and such sample(s) are retained for 90 days only."

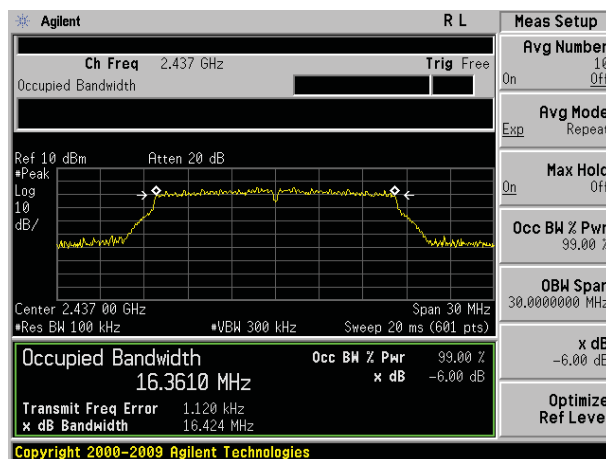


Test mode:

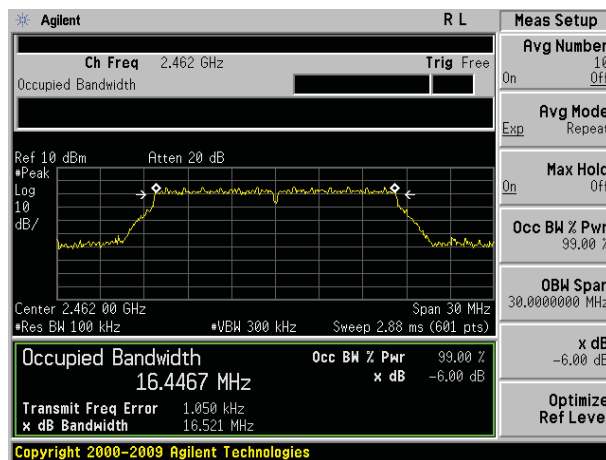
802.11g



Lowest channel



Middle channel



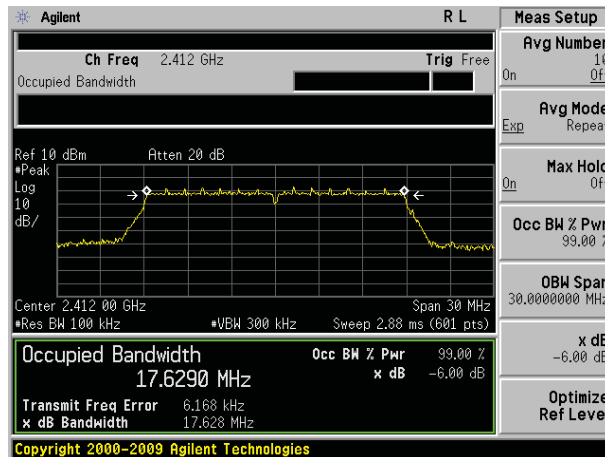
Highest channel

This document is issued by the Company subject to its General Conditions of Service printed overleaf, available on request or accessible at <http://www.ebotek.cn> and, for electronic format documents, subject to Terms and Conditions for Electronic Documents at <http://www.ebotek.cn>. Attention is drawn to the limitation of liability, indemnification and jurisdiction issues defined therein. Any holder of this document is advised that information contained hereon reflects the Company's findings at the time of its intervention only and within the limits of Client's instructions, if any. The Company's sole responsibility is to its Client and this document does not exonerate parties to a transaction from exercising all their rights and obligations under the transaction documents. This document cannot be reproduced except in full, without prior written approval of the Company. Any unauthorized alteration, forgery or falsification of the content or appearance of this document is unlawful and offenders may be prosecuted to the fullest extent of the law. Unless otherwise stated the results shown in this test report refer only to the sample(s) tested and such sample(s) are retained for 90 days only."

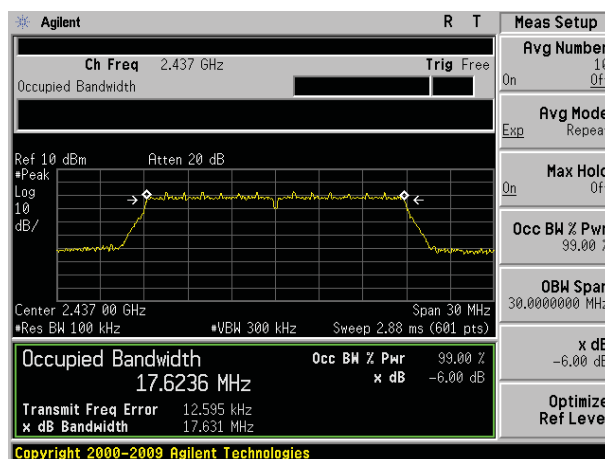




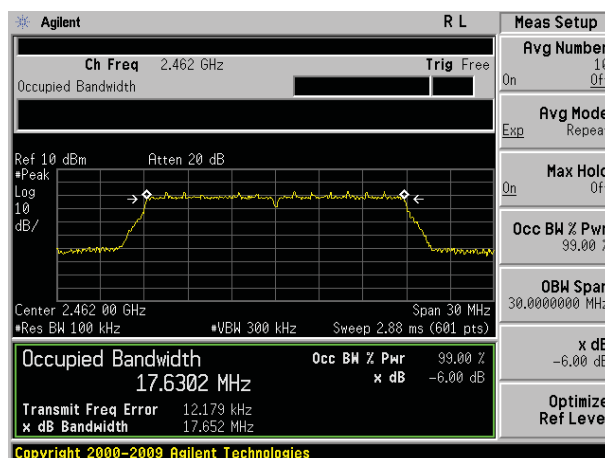
Test mode:	802.11n(HT20)
------------	---------------



Lowest channel



Middle channel



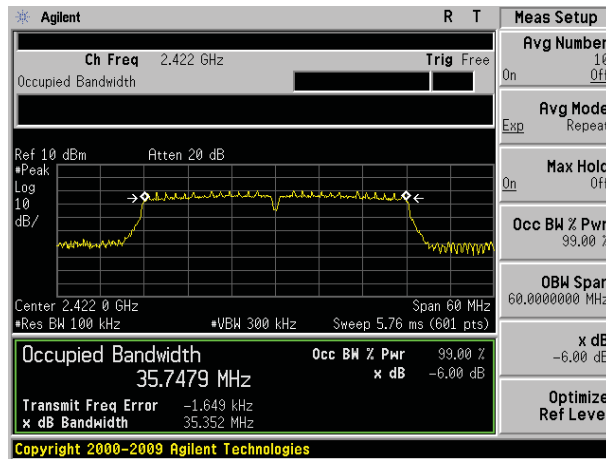
Highest channel

This document is issued by the Company subject to its General Conditions of Service printed overleaf, available on request or accessible at <http://www.ebotek.cn> and, for electronic format documents, subject to Terms and Conditions for Electronic Documents at <http://www.ebotek.cn>. Attention is drawn to the limitation of liability, indemnification and jurisdiction issues defined therein. Any holder of this document is advised that information contained hereon reflects the Company's findings at the time of its intervention only and within the limits of Client's instructions, if any. The Company's sole responsibility is to its Client and this document does not exonerate parties to a transaction from exercising all their rights and obligations under the transaction documents. This document cannot be reproduced except in full, without prior written approval of the Company. Any unauthorized alteration, forgery or falsification of the content or appearance of this document is unlawful and offenders may be prosecuted to the fullest extent of the law. Unless otherwise stated the results shown in this test report refer only to the sample(s) tested and such sample(s) are retained for 90 days only."

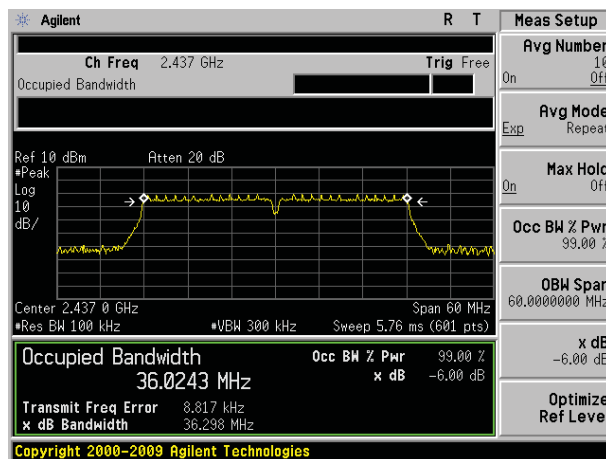


Test mode:

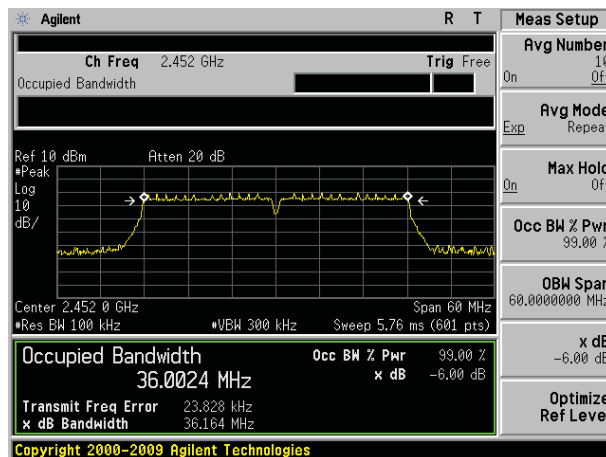
802.11n(HT40)



Lowest channel



Middle channel

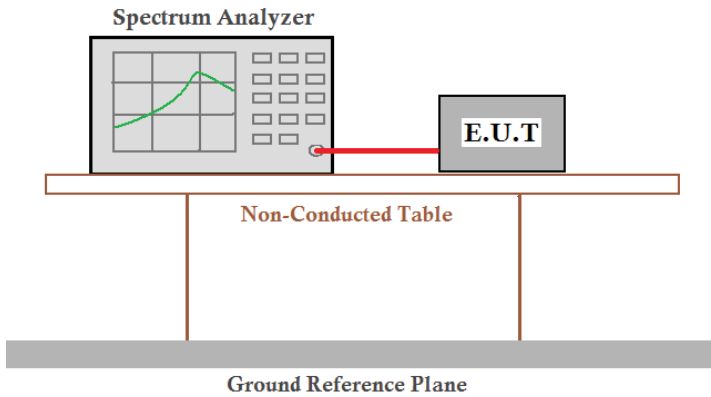


Highest channel

This document is issued by the Company subject to its General Conditions of Service printed overleaf, available on request or accessible at <http://www.ebotek.cn> and, for electronic format documents, subject to Terms and Conditions for Electronic Documents at <http://www.ebotek.cn>. Attention is drawn to the limitation of liability, indemnification and jurisdiction issues defined therein. Any holder of this document is advised that information contained hereon reflects the Company's findings at the time of its intervention only and within the limits of Client's instructions, if any. The Company's sole responsibility is to its Client and this document does not exonerate parties to a transaction from exercising all their rights and obligations under the transaction documents. This document cannot be reproduced except in full, without prior written approval of the Company. Any unauthorized alteration, forgery or falsification of the content or appearance of this document is unlawful and offenders may be prosecuted to the fullest extent of the law. Unless otherwise stated the results shown in this test report refer only to the sample(s) tested and such sample(s) are retained for 90 days only."



## 7.5 Power Spectral Density

Test Requirement:	FCC Part15 C Section 15.247 (e)
Test Method:	ANSI C63.10:2009 and KDB558074 D01 DTS Meas Guidance V03
Limit:	8dBm
Test setup:	
Test Instruments:	Refer to section 6.0 for details
Test mode:	Refer to section 5.3 for details
Test results:	Pass

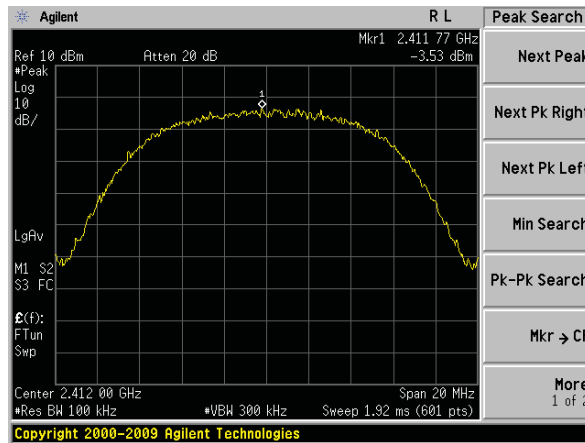
### Measurement Data

Test CH	Power Spectral Density (dBm)				Limit(dBm/3kHz)	Result
	802.11b	802.11g	802.11n(HT20)	802.11n(HT40)		
Lowest	-3.53	-4.85	-7.47	-9.99	8.00	Pass
Middle	-4.78	-4.78	-7.23	-10.74		
Highest	-4.05	-4.79	-6.77	-10.63		

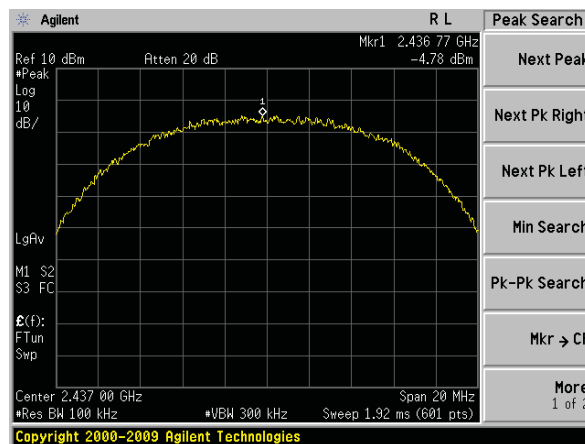


Test plot as follows:

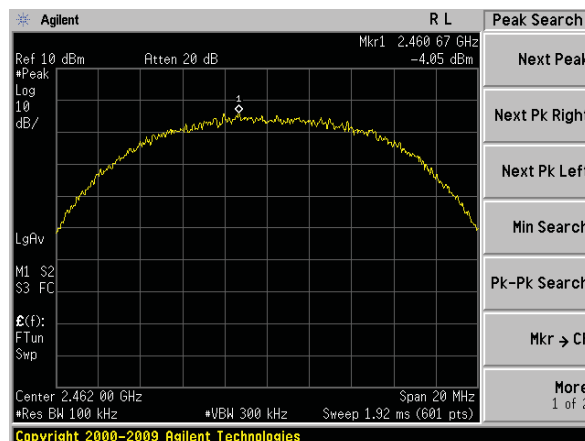
Test mode:	802.11b
------------	---------



Lowest channel



Middle channel



Highest channel

Test mode:	802.11g
------------	---------

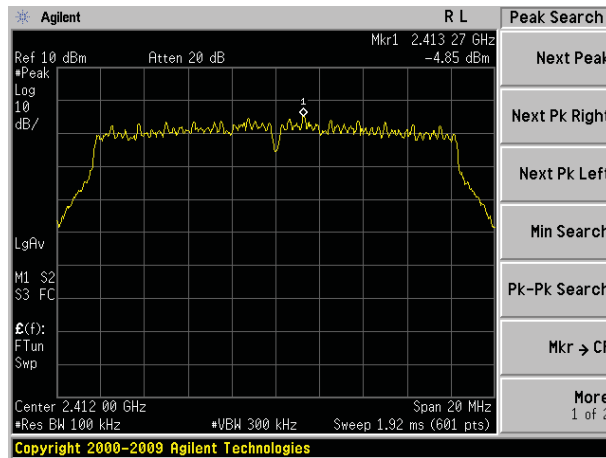
This document is issued by the Company subject to its General Conditions of Service printed overleaf, available on request or accessible at <http://www.ebotek.cn> and, for electronic format documents, subject to Terms and Conditions for Electronic Documents at <http://www.ebotek.cn>. Attention is drawn to the limitation of liability, indemnification and jurisdiction issues defined therein. Any holder of this document is advised that information contained hereon reflects the Company's findings at the time of its intervention only and within the limits of Client's instructions, if any. The Company's sole responsibility is to its Client and this document does not exonerate parties to a transaction from exercising all their rights and obligations under the transaction documents. This document cannot be reproduced except in full, without prior written approval of the Company. Any unauthorized alteration, forgery or falsification of the content or appearance of this document is unlawful and offenders may be prosecuted to the fullest extent of the law. Unless otherwise stated the results shown in this test report refer only to the sample(s) tested and such sample(s) are retained for 90 days only."



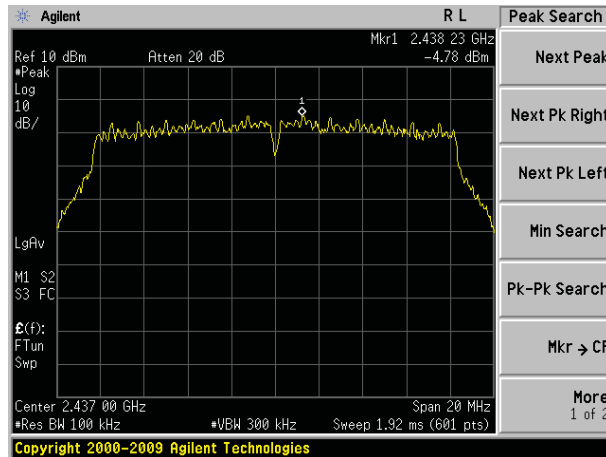
## Shenzhen EBO Technology Co., Ltd.

Report No.: EBO1506119-E364

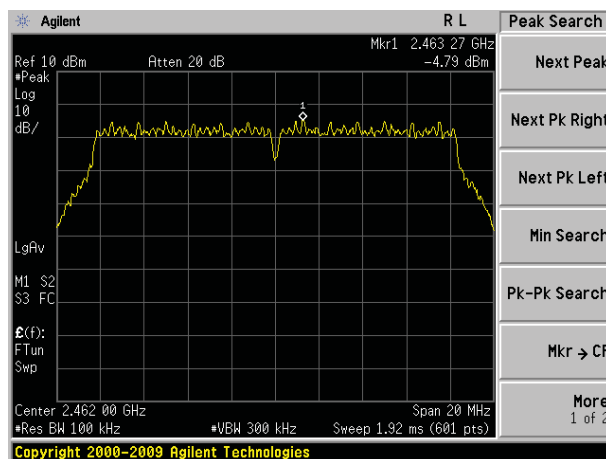
Page: 21 of 56



Lowest channel



Middle channel



Highest channel

Test mode:

802.11n(HT20)

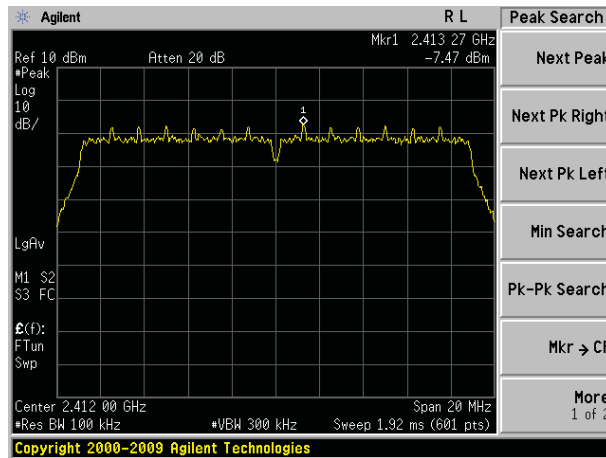
This document is issued by the Company subject to its General Conditions of Service printed overleaf, available on request or accessible at <http://www.ebotek.cn> and, for electronic format documents, subject to Terms and Conditions for Electronic Documents at <http://www.ebotek.cn>. Attention is drawn to the limitation of liability, indemnification and jurisdiction issues defined therein. Any holder of this document is advised that information contained hereon reflects the Company's findings at the time of its intervention only and within the limits of Client's instructions, if any. The Company's sole responsibility is to its Client and this document does not exonerate parties to a transaction from exercising all their rights and obligations under the transaction documents. This document cannot be reproduced except in full, without prior written approval of the Company. Any unauthorized alteration, forgery or falsification of the content or appearance of this document is unlawful and offenders may be prosecuted to the fullest extent of the law. Unless otherwise stated the results shown in this test report refer only to the sample(s) tested and such sample(s) are retained for 90 days only."



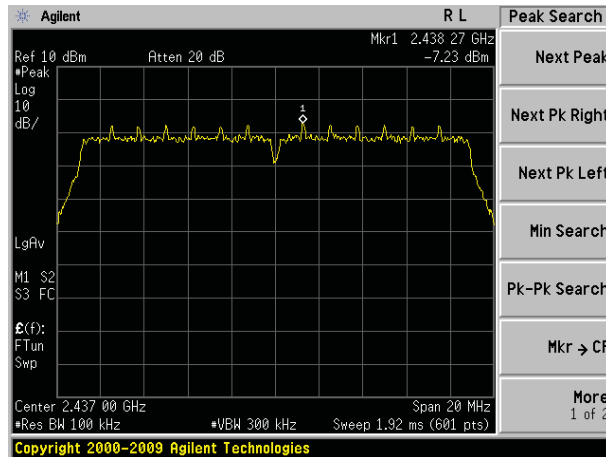
## Shenzhen EBO Technology Co., Ltd.

Report No.: EBO1506119-E364

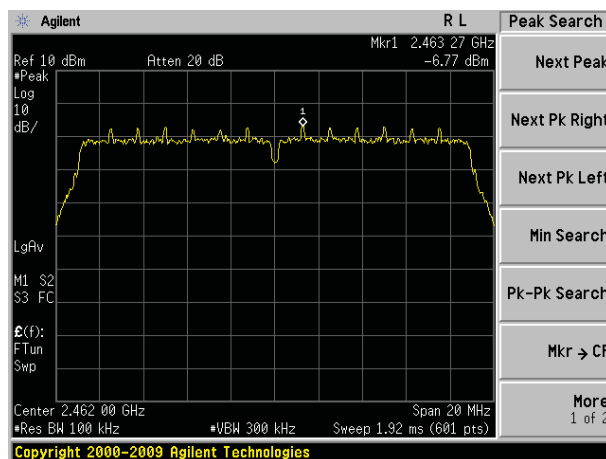
Page: 22 of 56



Lowest channel



Middle channel



Highest channel

Test mode:

802.11n(HT40)

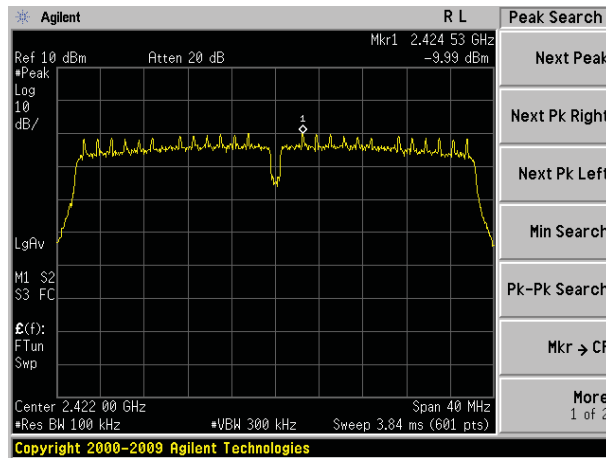
This document is issued by the Company subject to its General Conditions of Service printed overleaf, available on request or accessible at <http://www.ebotek.cn> and, for electronic format documents, subject to Terms and Conditions for Electronic Documents at <http://www.ebotek.cn>. Attention is drawn to the limitation of liability, indemnification and jurisdiction issues defined therein. Any holder of this document is advised that information contained hereon reflects the Company's findings at the time of its intervention only and within the limits of Client's instructions, if any. The Company's sole responsibility is to its Client and this document does not exonerate parties to a transaction from exercising all their rights and obligations under the transaction documents. This document cannot be reproduced except in full, without prior written approval of the Company. Any unauthorized alteration, forgery or falsification of the content or appearance of this document is unlawful and offenders may be prosecuted to the fullest extent of the law. Unless otherwise stated the results shown in this test report refer only to the sample(s) tested and such sample(s) are retained for 90 days only."



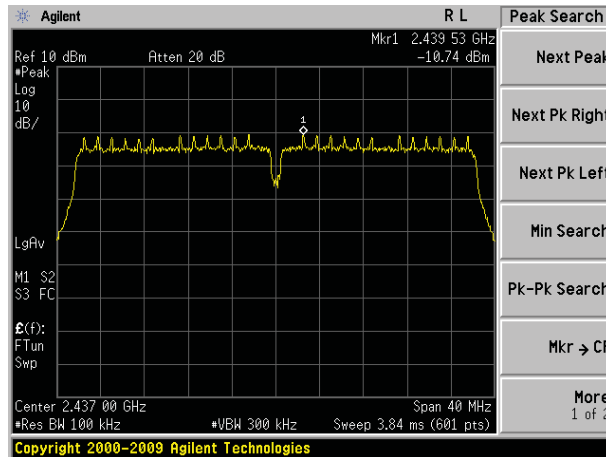
## Shenzhen EBO Technology Co., Ltd.

Report No.: EBO1506119-E364

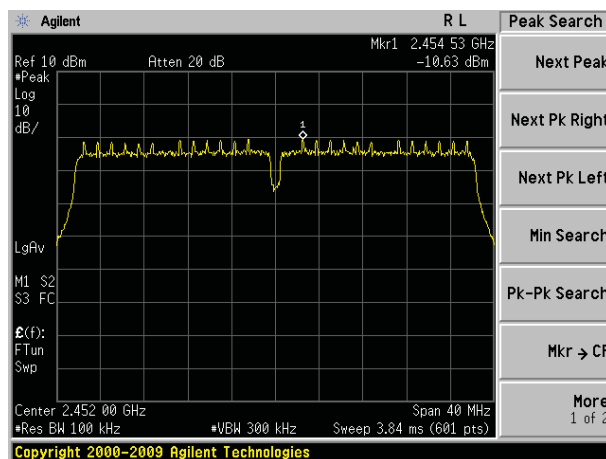
Page: 23 of 56



Lowest channel



Middle channel



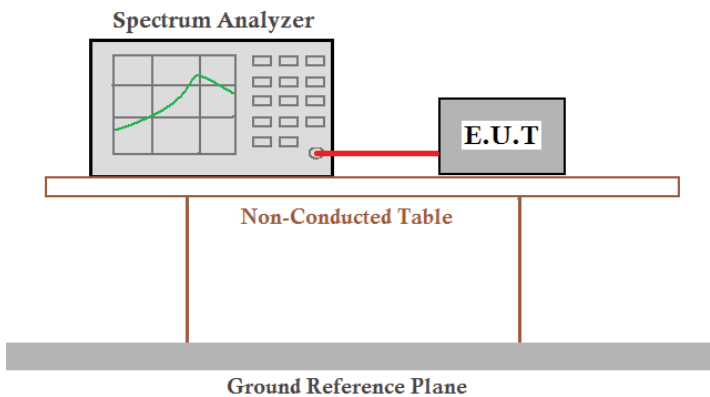
Highest channel

This document is issued by the Company subject to its General Conditions of Service printed overleaf, available on request or accessible at <http://www.ebotek.cn> and, for electronic format documents, subject to Terms and Conditions for Electronic Documents at <http://www.ebotek.cn>. Attention is drawn to the limitation of liability, indemnification and jurisdiction issues defined therein. Any holder of this document is advised that information contained hereon reflects the Company's findings at the time of its intervention only and within the limits of Client's instructions, if any. The Company's sole responsibility is to its Client and this document does not exonerate parties to a transaction from exercising all their rights and obligations under the transaction documents. This document cannot be reproduced except in full, without prior written approval of the Company. Any unauthorized alteration, forgery or falsification of the content or appearance of this document is unlawful and offenders may be prosecuted to the fullest extent of the law. Unless otherwise stated the results shown in this test report refer only to the sample(s) tested and such sample(s) are retained for 90 days only."



## 7.6 Band edges

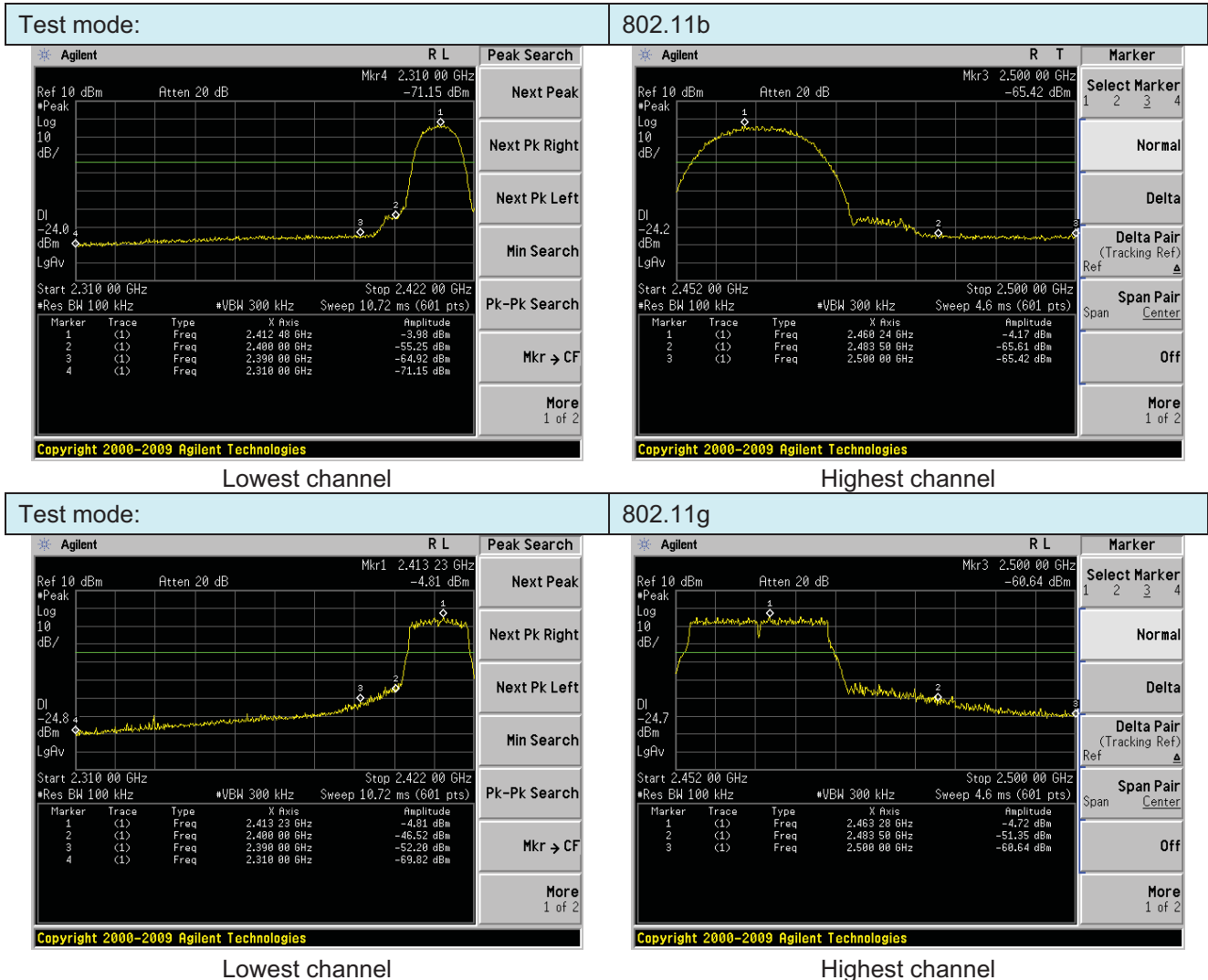
### 7.6.1 Conducted Emission Method

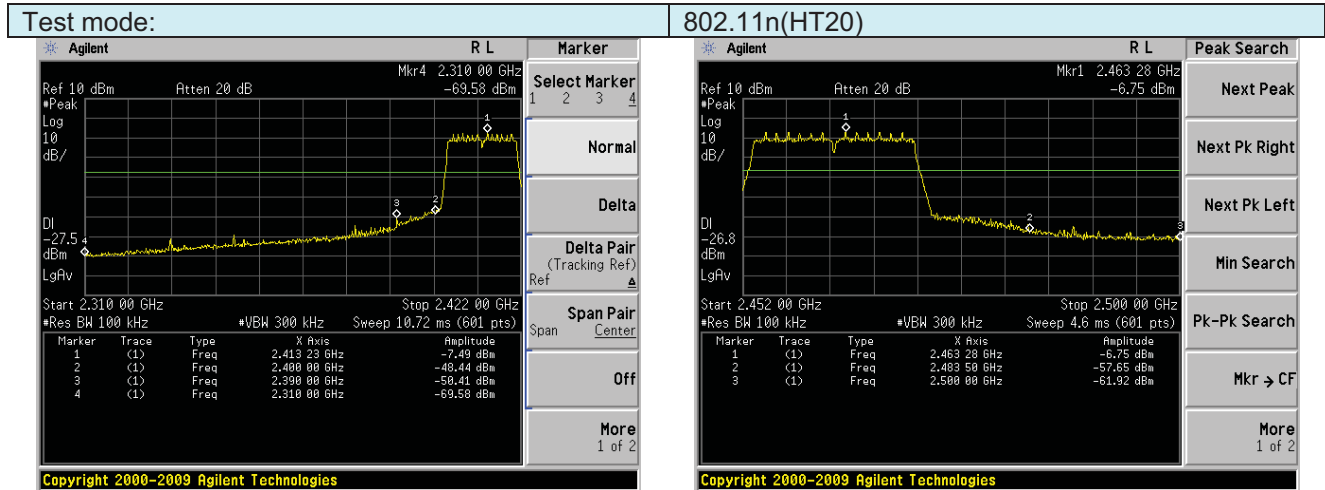
Test Requirement:	FCC Part15 C Section 15.247 (d)
Test Method:	ANSI C63.10:2013 and KDB558074 D01 DTS Meas Guidance V03
Limit:	In any 100 kHz bandwidth outside the frequency band in which the spread spectrum intentional radiator is operating, the radio frequency power that is produced by the intentional radiator shall be at least 30 dB below that in the 100 kHz bandwidth within the band that contains the highest level of the desired power, based on either an RF conducted or a radiated measurement.
Test setup:	
Test Instruments:	Refer to section 6.0 for details
Test mode:	Refer to section 5.3 for details
Test results:	Pass





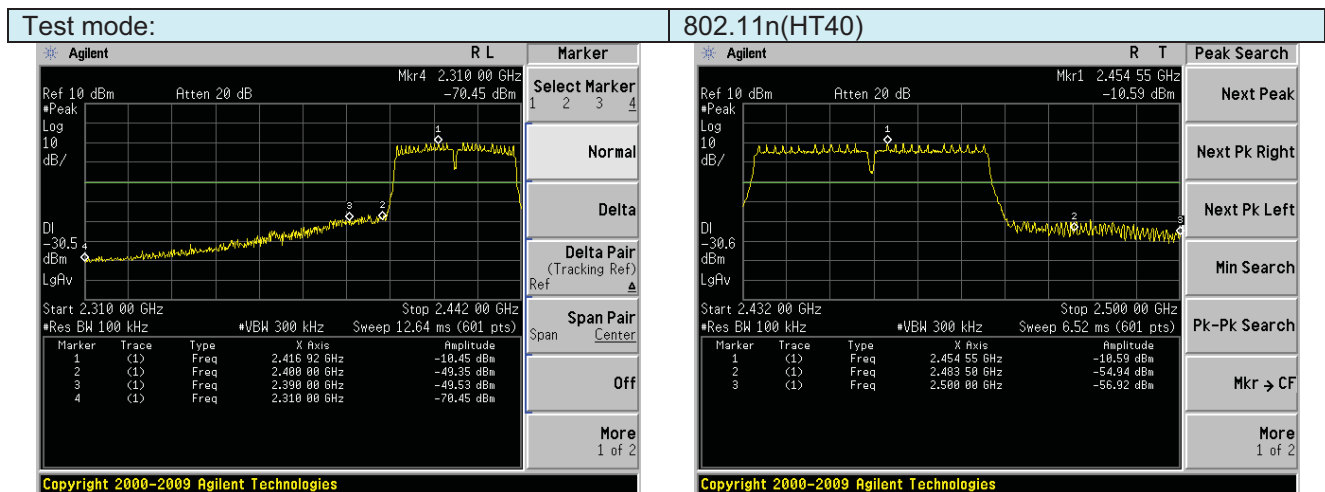
Test plot as follows:





Lowest channel

Highest channel

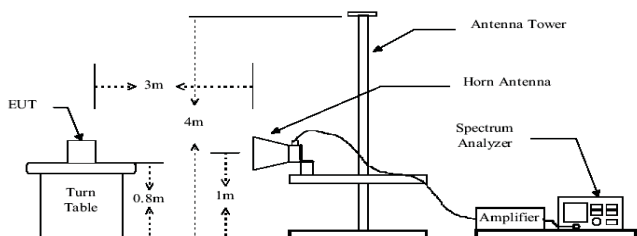


Lowest channel

Highest channel



## 7.6.2 Radiated Emission Method

Test Requirement:	FCC Part15 C Section 15.209 and 15.205				
Test Method:	ANSI C63.10:2009				
Test Frequency Range:	All of the restrict bands were tested, only the worst band's (2390MHz to 2500MHz) data was showed.				
Test site:	Measurement Distance: 3m				
Receiver setup:	Frequency	Detector	RBW	VBW	Value
	Above 1GHz	Peak	1MHz	3MHz	Peak
		RMS	1MHz	3MHz	Average
Limit:	Frequency		Limit (dBuV/m @3m)		Value
	Above 1GHz		54.00		Average
			74.00		Peak
Test setup:					
Test Procedure:	<ol style="list-style-type: none"><li>1. The EUT was placed on the top of a rotating table 0.8 meters above the ground at a 3 meter camber. The table was rotated 360 degrees to determine the position of the highest radiation.</li><li>2. The EUT was set 3 meters away from the interference-receiving antenna, which was mounted on the top of a variable-height antenna tower.</li><li>3. The antenna height is varied from one meter to four meters above the ground to determine the maximum value of the field strength. Both horizontal and vertical polarizations of the antenna are set to make the measurement.</li><li>4. For each suspected emission, the EUT was arranged to its worst case and then the antenna was tuned to heights from 1 meter to 4 meters and the rota table was turned from 0 degrees to 360 degrees to find the maximum reading.</li><li>5. The test-receiver system was set to Peak Detect Function and Specified Bandwidth with Maximum Hold Mode.</li><li>6. If the emission level of the EUT in peak mode was 10dB lower than the limit specified, then testing could be stopped and the peak values of the EUT would be reported. Otherwise the emissions that did not have 10dB margin would be re-tested one by one using peak, quasi-peak or average method as specified and then reported in a data sheet.</li><li>7. The radiation measurements are performed in X, Y, Z axis positioning. And found the Y axis positioning which it is worse case, only the test worst case mode is recorded in the report.</li></ol>				
Test Instruments:	Refer to section 6.0 for details				
Test mode:	Refer to section 5.3 for details				

This document is issued by the Company subject to its General Conditions of Service printed overleaf, available on request or accessible at <http://www.ebotech.cn> and, for electronic format documents, subject to Terms and Conditions for Electronic Documents at <http://www.ebotech.cn>. Attention is drawn to the limitation of liability, indemnification and jurisdiction issues defined therein. Any holder of this document is advised that information contained hereon reflects the Company's findings at the time of its intervention only and within the limits of Client's instructions, if any. The Company's sole responsibility is to its Client and this document does not exonerate parties to a transaction from exercising all their rights and obligations under the transaction documents. This document cannot be reproduced except in full, without prior written approval of the Company. Any unauthorized alteration, forgery or falsification of the content or appearance of this document is unlawful and offenders may be prosecuted to the fullest extent of the law. Unless otherwise stated the results shown in this test report refer only to the sample(s) tested and such sample(s) are retained for 90 days only."



## Shenzhen EBO Technology Co., Ltd.

Report No.: EBO1506119-E364

Page: 28 of 56

Test results:	Pass
---------------	------

Measurement data:

*Remark: The pre-test were performed on lowest, middle and highest frequencies, only the worst case's (lowest and highest frequencies) data was showed.*

Test mode:	802.11b	Test channel:	Lowest
------------	---------	---------------	--------

### Peak value:

Frequency (MHz)	Read Level (dBuV)	Antenna Factor (dB/m)	Cable Loss (dB)	Preamplifier Factor (dB)	Level (dBuV/m)	Limit Line (dBuV/m)	Over Limit (dB)	Polarization
2390.00	51.00	27.59	5.38	34.01	49.96	74.00	-24.04	Horizontal
2400.00	59.79	27.58	5.39	34.01	58.75	74.00	-15.25	Horizontal
2390.00	52.63	27.59	5.38	34.01	51.59	74.00	-22.41	Vertical
2400.00	61.41	27.58	5.39	34.01	60.37	74.00	-13.63	Vertical

### Average value:

Frequency (MHz)	Read Level (dBuV)	Antenna Factor (dB/m)	Cable Loss (dB)	Preamplifier Factor (dB)	Level (dBuV/m)	Limit Line (dBuV/m)	Over Limit (dB)	Polarization
2390.00	37.95	27.59	5.38	34.01	36.91	54.00	-17.09	Horizontal
2400.00	46.17	27.58	5.39	34.01	45.13	54.00	-8.87	Horizontal
2390.00	39.71	27.59	5.38	34.01	38.67	54.00	-15.33	Vertical
2400.00	47.24	27.58	5.39	34.01	46.20	54.00	-7.80	Vertical

Test mode:	802.11b	Test channel:	Highest
------------	---------	---------------	---------

### Peak value:

Frequency (MHz)	Read Level (dBuV)	Antenna Factor (dB/m)	Cable Loss (dB)	Preamplifier Factor (dB)	Level (dBuV/m)	Limit Line (dBuV/m)	Over Limit (dB)	Polarization
2483.50	51.37	27.53	5.47	33.92	50.45	74.00	-23.55	Horizontal
2500.00	47.41	27.55	5.49	29.93	50.52	74.00	-23.48	Horizontal
2483.50	53.50	27.53	5.47	33.92	52.58	74.00	-21.42	Vertical
2500.00	49.80	27.55	5.49	29.93	52.91	74.00	-21.09	Vertical

### Average value:

Frequency (MHz)	Read Level (dBuV)	Antenna Factor (dB/m)	Cable Loss (dB)	Preamplifier Factor (dB)	Level (dBuV/m)	Limit Line (dBuV/m)	Over Limit (dB)	Polarization
2483.50	38.21	27.53	5.47	33.92	37.29	54.00	-16.71	Horizontal
2500.00	34.44	27.55	5.49	29.93	37.55	54.00	-16.45	Horizontal
2483.50	40.10	27.53	5.47	33.92	39.18	54.00	-14.82	Vertical

This document is issued by the Company subject to its General Conditions of Service printed overleaf, available on request or accessible at <http://www.ebotek.cn> and, for electronic format documents, subject to Terms and Conditions for Electronic Documents at <http://www.ebotek.cn>. Attention is drawn to the limitation of liability, indemnification and jurisdiction issues defined therein. Any holder of this document is advised that information contained hereon reflects the Company's findings at the time of its intervention only and within the limits of Client's instructions, if any. The Company's sole responsibility is to its Client and this document does not exonerate parties to a transaction from exercising all their rights and obligations under the transaction documents. This document cannot be reproduced except in full, without prior written approval of the Company. Any unauthorized alteration, forgery or falsification of the content or appearance of this document is unlawful and offenders may be prosecuted to the fullest extent of the law. Unless otherwise stated the results shown in this test report refer only to the sample(s) tested and such sample(s) are retained for 90 days only."



## Shenzhen EBO Technology Co., Ltd.

Report No.: EBO1506119-E364

Page: 29 of 56

2500.00	36.29	27.55	5.49	29.93	39.40	54.00	-14.60	Vertical
---------	-------	-------	------	-------	-------	-------	--------	----------

Remark:

1. *Final Level = Receiver Read level + Antenna Factor + Cable Loss – Preamplifier Factor*
2. *The emission levels of other frequencies are very lower than the limit and not show in test report.*

This document is issued by the Company subject to its General Conditions of Service printed overleaf, available on request or accessible at <http://www.eботek.cn> and, for electronic format documents, subject to Terms and Conditions for Electronic Documents at <http://www.eботek.cn>. Attention is drawn to the limitation of liability, indemnification and jurisdiction issues defined therein. Any holder of this document is advised that information contained hereon reflects the Company's findings at the time of its intervention only and within the limits of Client's instructions, if any. The Company's sole responsibility is to its Client and this document does not exonerate parties to a transaction from exercising all their rights and obligations under the transaction documents. This document cannot be reproduced except in full, without prior written approval of the Company. Any unauthorized alteration, forgery or falsification of the content or appearance of this document is unlawful and offenders may be prosecuted to the fullest extent of the law. Unless otherwise stated the results shown in this test report refer only to the sample(s) tested and such sample(s) are retained for 90 days only."



## Shenzhen EBO Technology Co., Ltd.

Report No.: EBO1506119-E364

Page: 30 of 56

Test mode:	802.11g	Test channel:	Lowest
------------	---------	---------------	--------

### Peak value:

Frequency (MHz)	Read Level (dBuV)	Antenna Factor (dB/m)	Cable Loss (dB)	Preamplifier Factor (dB)	Level (dBuV/m)	Limit Line (dBuV/m)	Over Limit (dB)	Polarization
2390.00	49.86	27.59	5.38	34.01	48.82	74.00	-25.18	Horizontal
2400.00	58.28	27.58	5.39	34.01	57.24	74.00	-16.76	Horizontal
2390.00	51.42	27.59	5.38	34.01	50.38	74.00	-23.62	Vertical
2400.00	59.59	27.58	5.39	34.01	58.55	74.00	-15.45	Vertical

### Average value:

Frequency (MHz)	Read Level (dBuV)	Antenna Factor (dB/m)	Cable Loss (dB)	Preamplifier Factor (dB)	Level (dBuV/m)	Limit Line (dBuV/m)	Over Limit (dB)	Polarization
2390.00	37.14	27.59	5.38	34.01	36.10	54.00	-17.90	Horizontal
2400.00	45.24	27.58	5.39	34.01	44.20	54.00	-9.80	Horizontal
2390.00	38.81	27.59	5.38	34.01	37.77	54.00	-16.23	Vertical
2400.00	46.23	27.58	5.39	34.01	45.19	54.00	-8.81	Vertical

Test mode:	802.11g	Test channel:	Highest
------------	---------	---------------	---------

### Peak value:

Frequency (MHz)	Read Level (dBuV)	Antenna Factor (dB/m)	Cable Loss (dB)	Preamplifier Factor (dB)	Level (dBuV/m)	Limit Line (dBuV/m)	Over Limit (dB)	Polarization
2483.50	49.75	27.53	5.47	33.92	48.83	74.00	-25.17	Horizontal
2500.00	46.15	27.55	5.49	29.93	49.26	74.00	-24.74	Horizontal
2483.50	51.64	27.53	5.47	33.92	50.72	74.00	-23.28	Vertical
2500.00	48.32	27.55	5.49	29.93	51.43	74.00	-22.57	Vertical

### Average value:

Frequency (MHz)	Read Level (dBuV)	Antenna Factor (dB/m)	Cable Loss (dB)	Preamplifier Factor (dB)	Level (dBuV/m)	Limit Line (dBuV/m)	Over Limit (dB)	Polarization
2483.50	37.23	27.53	5.47	33.92	36.31	54.00	-17.69	Horizontal
2500.00	33.68	27.55	5.49	29.93	36.79	54.00	-17.21	Horizontal
2483.50	39.02	27.53	5.47	33.92	38.10	54.00	-15.90	Vertical
2500.00	35.49	27.55	5.49	29.93	38.60	54.00	-15.40	Vertical

### Remark:

This document is issued by the Company subject to its General Conditions of Service printed overleaf, available on request or accessible at <http://www.ebotek.cn> and, for electronic format documents, subject to Terms and Conditions for Electronic Documents at <http://www.ebotek.cn>. Attention is drawn to the limitation of liability, indemnification and jurisdiction issues defined therein. Any holder of this document is advised that information contained hereon reflects the Company's findings at the time of its intervention only and within the limits of Client's instructions, if any. The Company's sole responsibility is to its Client and this document does not exonerate parties to a transaction from exercising all their rights and obligations under the transaction documents. This document cannot be reproduced except in full, without prior written approval of the Company. Any unauthorized alteration, forgery or falsification of the content or appearance of this document is unlawful and offenders may be prosecuted to the fullest extent of the law. Unless otherwise stated the results shown in this test report refer only to the sample(s) tested and such sample(s) are retained for 90 days only."



## Shenzhen EBO Technology Co., Ltd.

Report No.: EBO1506119-E364

Page: 31 of 56

1. *Final Level = Receiver Read level + Antenna Factor + Cable Loss – Preamplifier Factor*
2. *The emission levels of other frequencies are very lower than the limit and not show in test report.*



## Shenzhen EBO Technology Co., Ltd.

Report No.: EBO1506119-E364

Page: 32 of 56

Test mode:	802.11n(HT20)	Test channel:	Lowest
------------	---------------	---------------	--------

### Peak value:

Frequency (MHz)	Read Level (dBuV)	Antenna Factor (dB/m)	Cable Loss (dB)	Preamplifier Factor (dB)	Level (dBuV/m)	Limit Line (dBuV/m)	Over Limit (dB)	Polarization
2390.00	49.50	27.59	5.38	34.01	48.46	74.00	-25.54	Horizontal
2400.00	57.79	27.58	5.39	34.01	56.75	74.00	-17.25	Horizontal
2390.00	51.03	27.59	5.38	34.01	49.99	74.00	-24.01	Vertical
2400.00	59.01	27.58	5.39	34.01	57.97	74.00	-16.03	Vertical

### Average value:

Frequency (MHz)	Read Level (dBuV)	Antenna Factor (dB/m)	Cable Loss (dB)	Preamplifier Factor (dB)	Level (dBuV/m)	Limit Line (dBuV/m)	Over Limit (dB)	Polarization
2390.00	36.88	27.59	5.38	34.01	35.84	54.00	-18.16	Horizontal
2400.00	44.94	27.58	5.39	34.01	43.90	54.00	-10.10	Horizontal
2390.00	38.53	27.59	5.38	34.01	37.49	54.00	-16.51	Vertical
2400.00	45.90	27.58	5.39	34.01	44.86	54.00	-9.14	Vertical

Test mode:	802.11n(HT20)	Test channel:	Highest
------------	---------------	---------------	---------

### Peak value:

Frequency (MHz)	Read Level (dBuV)	Antenna Factor (dB/m)	Cable Loss (dB)	Preamplifier Factor (dB)	Level (dBuV/m)	Limit Line (dBuV/m)	Over Limit (dB)	Polarization
2483.50	49.23	27.53	5.47	33.92	48.31	74.00	-25.69	Horizontal
2500.00	45.75	27.55	5.49	29.93	48.86	74.00	-25.14	Horizontal
2483.50	51.05	27.53	5.47	33.92	50.13	74.00	-23.87	Vertical
2500.00	47.85	27.55	5.49	29.93	50.96	74.00	-23.04	Vertical

### Average value:

Frequency (MHz)	Read Level (dBuV)	Antenna Factor (dB/m)	Cable Loss (dB)	Preamplifier Factor (dB)	Level (dBuV/m)	Limit Line (dBuV/m)	Over Limit (dB)	Polarization
2483.50	36.92	27.53	5.47	33.92	36.00	54.00	-18.00	Horizontal
2500.00	33.43	27.55	5.49	29.93	36.54	54.00	-17.46	Horizontal
2483.50	38.67	27.53	5.47	33.92	37.75	54.00	-16.25	Vertical
2500.00	35.23	27.55	5.49	29.93	38.34	54.00	-15.66	Vertical

### Remark:

This document is issued by the Company subject to its General Conditions of Service printed overleaf, available on request or accessible at <http://www.ebotek.cn> and, for electronic format documents, subject to Terms and Conditions for Electronic Documents at <http://www.ebotek.cn>. Attention is drawn to the limitation of liability, indemnification and jurisdiction issues defined therein. Any holder of this document is advised that information contained hereon reflects the Company's findings at the time of its intervention only and within the limits of Client's instructions, if any. The Company's sole responsibility is to its Client and this document does not exonerate parties to a transaction from exercising all their rights and obligations under the transaction documents. This document cannot be reproduced except in full, without prior written approval of the Company. Any unauthorized alteration, forgery or falsification of the content or appearance of this document is unlawful and offenders may be prosecuted to the fullest extent of the law. Unless otherwise stated the results shown in this test report refer only to the sample(s) tested and such sample(s) are retained for 90 days only."





## Shenzhen EBO Technology Co., Ltd.

Report No.: EBO1506119-E364

Page: 33 of 56

1. *Final Level = Receiver Read level + Antenna Factor + Cable Loss – Preamplifier Factor*
2. *The emission levels of other frequencies are very lower than the limit and not show in test report.*



## Shenzhen EBO Technology Co., Ltd.

Report No.: EBO1506119-E364

Page: 34 of 56

Test mode:	802.11n(HT40)	Test channel:	Lowest
------------	---------------	---------------	--------

### Peak value:

Frequency (MHz)	Read Level (dBuV)	Antenna Factor (dB/m)	Cable Loss (dB)	Preamplifier Factor (dB)	Level (dBuV/m)	Limit Line (dBuV/m)	Over Limit (dB)	Polarization
2390.00	48.93	27.59	5.38	34.01	47.89	74.00	-26.11	Horizontal
2400.00	57.03	27.58	5.39	34.01	55.99	74.00	-18.01	Horizontal
2390.00	50.42	27.59	5.38	34.01	49.38	74.00	-24.62	Vertical
2400.00	58.09	27.58	5.39	34.01	57.05	74.00	-16.95	Vertical

### Average value:

Frequency (MHz)	Read Level (dBuV)	Antenna Factor (dB/m)	Cable Loss (dB)	Preamplifier Factor (dB)	Level (dBuV/m)	Limit Line (dBuV/m)	Over Limit (dB)	Polarization
2390.00	36.47	27.59	5.38	34.01	35.43	54.00	-18.57	Horizontal
2400.00	44.47	27.58	5.39	34.01	43.43	54.00	-10.57	Horizontal
2390.00	38.08	27.59	5.38	34.01	37.04	54.00	-16.96	Vertical
2400.00	45.39	27.58	5.39	34.01	44.35	54.00	-9.65	Vertical

Test mode:	802.11n(HT40)	Test channel:	Highest
------------	---------------	---------------	---------

### Peak value:

Frequency (MHz)	Read Level (dBuV)	Antenna Factor (dB/m)	Cable Loss (dB)	Preamplifier Factor (dB)	Level (dBuV/m)	Limit Line (dBuV/m)	Over Limit (dB)	Polarization
2483.50	48.42	27.53	5.47	33.92	47.50	74.00	-26.50	Horizontal
2500.00	45.12	27.55	5.49	29.93	48.23	74.00	-25.77	Horizontal
2483.50	50.12	27.53	5.47	33.92	49.20	74.00	-24.80	Vertical
2500.00	47.11	27.55	5.49	29.93	50.22	74.00	-23.78	Vertical

### Average value:

Frequency (MHz)	Read Level (dBuV)	Antenna Factor (dB/m)	Cable Loss (dB)	Preamplifier Factor (dB)	Level (dBuV/m)	Limit Line (dBuV/m)	Over Limit (dB)	Polarization
2483.50	36.43	27.53	5.47	33.92	35.51	54.00	-18.49	Horizontal
2500.00	33.05	27.55	5.49	29.93	36.16	54.00	-17.84	Horizontal
2483.50	38.13	27.53	5.47	33.92	37.21	54.00	-16.79	Vertical
2500.00	34.82	27.55	5.49	29.93	37.93	54.00	-16.07	Vertical

### Remark:

This document is issued by the Company subject to its General Conditions of Service printed overleaf, available on request or accessible at <http://www.ebotek.cn> and, for electronic format documents, subject to Terms and Conditions for Electronic Documents at <http://www.ebotek.cn>. Attention is drawn to the limitation of liability, indemnification and jurisdiction issues defined therein. Any holder of this document is advised that information contained hereon reflects the Company's findings at the time of its intervention only and within the limits of Client's instructions, if any. The Company's sole responsibility is to its Client and this document does not exonerate parties to a transaction from exercising all their rights and obligations under the transaction documents. This document cannot be reproduced except in full, without prior written approval of the Company. Any unauthorized alteration, forgery or falsification of the content or appearance of this document is unlawful and offenders may be prosecuted to the fullest extent of the law. Unless otherwise stated the results shown in this test report refer only to the sample(s) tested and such sample(s) are retained for 90 days only."



## Shenzhen EBO Technology Co., Ltd.

Report No.: EBO1506119-E364

Page: 35 of 56

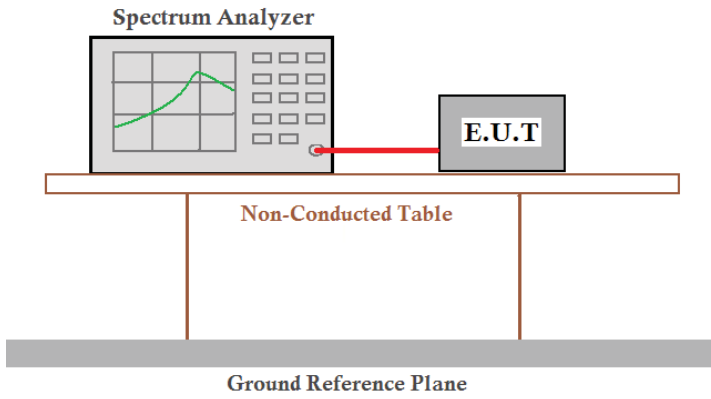
1. *Final Level = Receiver Read level + Antenna Factor + Cable Loss – Preamplifier Factor*
2. *The emission levels of other frequencies are very lower than the limit and not show in test report.*

This document is issued by the Company subject to its General Conditions of Service printed overleaf, available on request or accessible at <http://www.eботek.cn> and, for electronic format documents, subject to Terms and Conditions for Electronic Documents at <http://www.eботek.cn>. Attention is drawn to the limitation of liability, indemnification and jurisdiction issues defined therein. Any holder of this document is advised that information contained hereon reflects the Company's findings at the time of its intervention only and within the limits of Client's instructions, if any. The Company's sole responsibility is to its Client and this document does not exonerate parties to a transaction from exercising all their rights and obligations under the transaction documents. This document cannot be reproduced except in full, without prior written approval of the Company. Any unauthorized alteration, forgery or falsification of the content or appearance of this document is unlawful and offenders may be prosecuted to the fullest extent of the law. Unless otherwise stated the results shown in this test report refer only to the sample(s) tested and such sample(s) are retained for 90 days only."



## 7.7 Spurious Emission

### 7.7.1 Conducted Emission Method

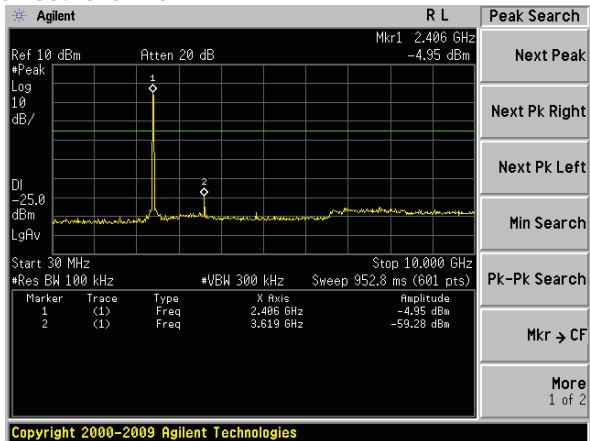
Test Requirement:	FCC Part15 C Section 15.247 (d)
Test Method:	ANSI C63.10:2009 and KDB558074 D01 DTS Meas Guidance V03
Limit:	In any 100 kHz bandwidth outside the frequency band in which the spread spectrum intentional radiator is operating, the radio frequency power that is produced by the intentional radiator shall be at least 20 dB below that in the 100 kHz bandwidth within the band that contains the highest level of the desired power, based on either an RF conducted or a radiated measurement.
Test setup:	 <p>The diagram illustrates the test setup for conducted emission measurement. A Spectrum Analyzer is connected via a red cable to an E.U.T. (Equipment Under Test). Both are placed on a Non-Conducted Table, which is supported by two vertical legs. Below the table is a Ground Reference Plane.</p>
Test Instruments:	Refer to section 6.0 for details
Test mode:	Refer to section 5.3 for details
Test results:	Pass



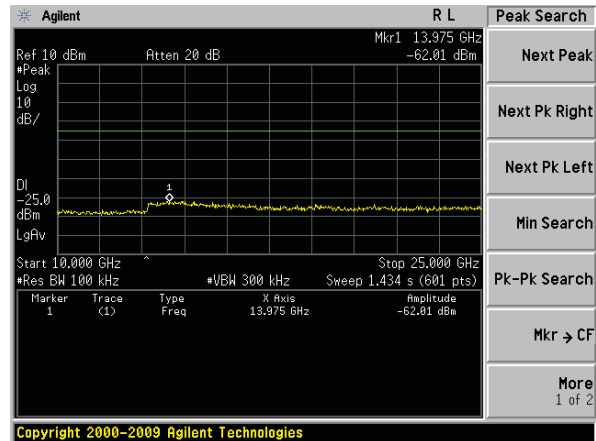
Test plot as follows:

Test mode:	802.11b
------------	---------

Lowest channel

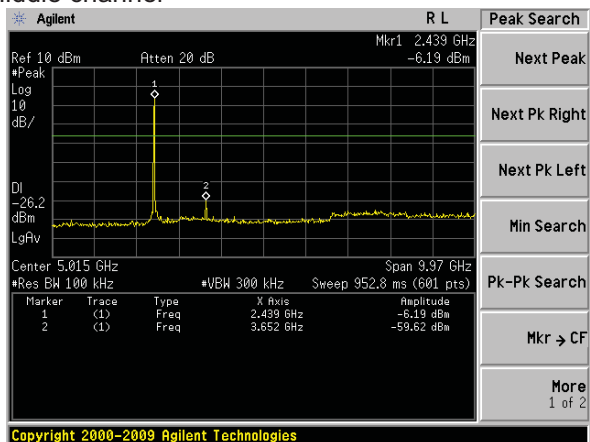


30MHz~10GHz

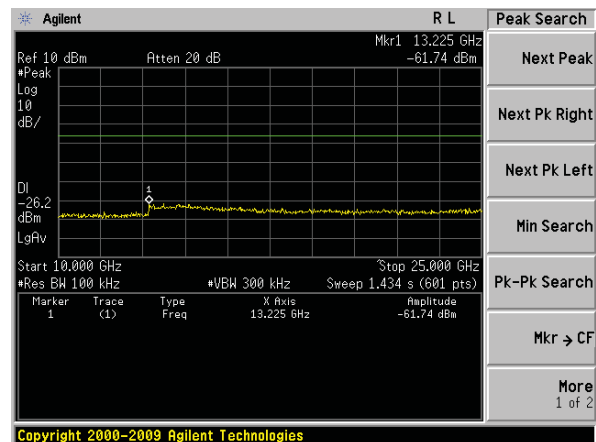


10GHz~25GHz

Middle channel

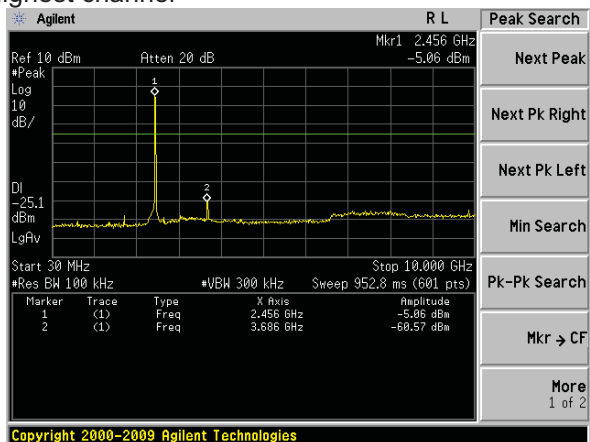


30MHz~10GHz

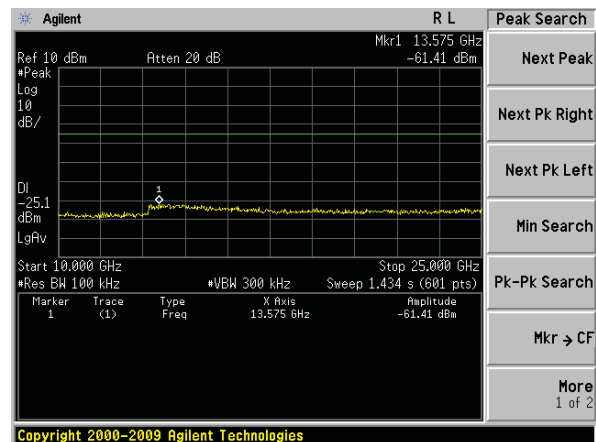


10GHz~25GHz

Highest channel



30MHz~10GHz



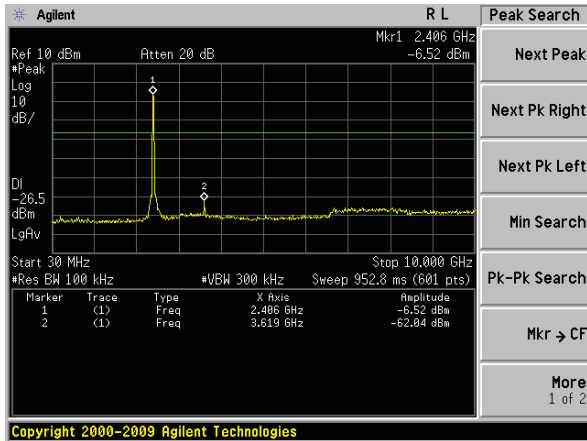
10GHz~25GHz

This document is issued by the Company subject to its General Conditions of Service printed overleaf, available on request or accessible at <http://www.ebotek.cn> and, for electronic format documents, subject to Terms and Conditions for Electronic Documents at <http://www.ebotek.cn>. Attention is drawn to the limitation of liability, indemnification and jurisdiction issues defined therein. Any holder of this document is advised that information contained hereon reflects the Company's findings at the time of its intervention only and within the limits of Client's instructions, if any. The Company's sole responsibility is to its Client and this document does not exonerate parties to a transaction from exercising all their rights and obligations under the transaction documents. This document cannot be reproduced except in full, without prior written approval of the Company. Any unauthorized alteration, forgery or falsification of the content or appearance of this document is unlawful and offenders may be prosecuted to the fullest extent of the law. Unless otherwise stated the results shown in this test report refer only to the sample(s) tested and such sample(s) are retained for 90 days only."

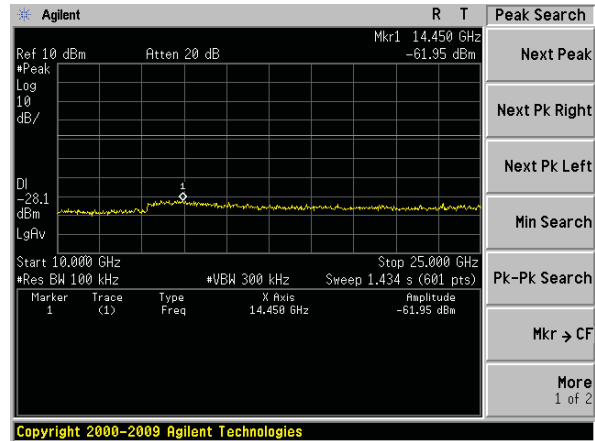


Test mode:	802.11g
------------	---------

Lowest channel

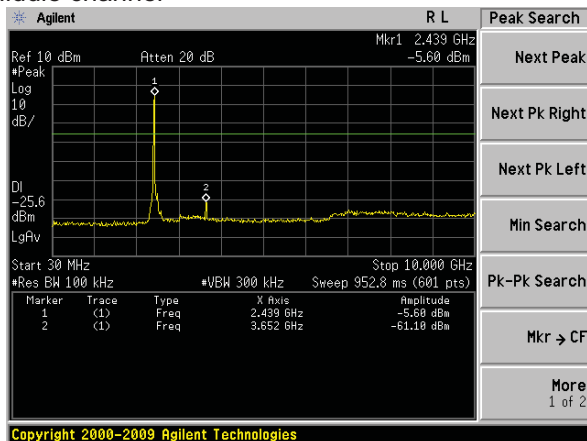


30MHz~10GHz

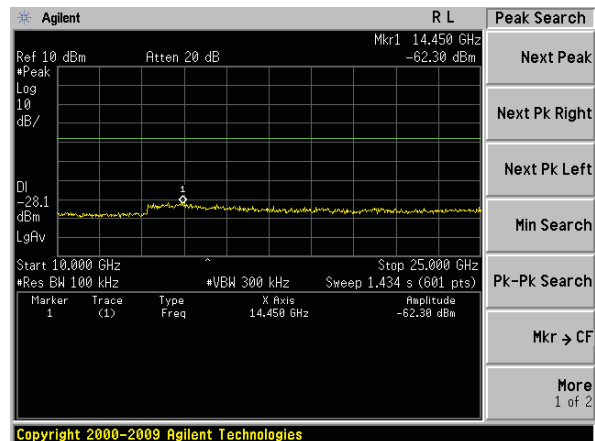


10GHz~25GHz

Middle channel

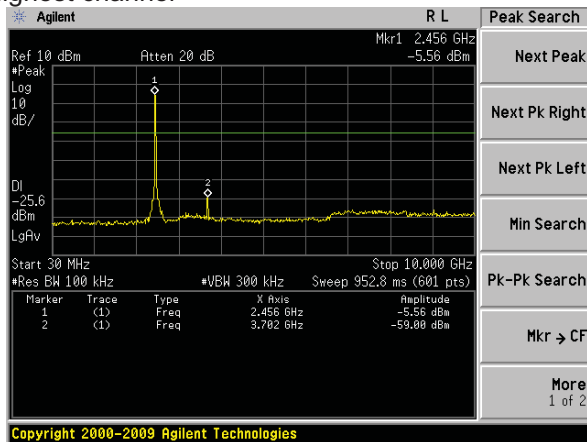


30MHz~10GHz

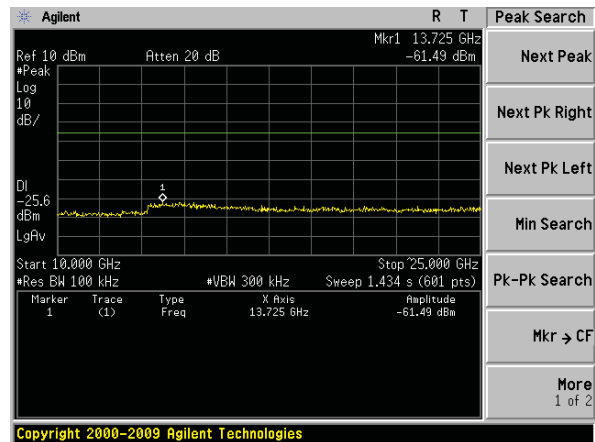


10GHz~25GHz

Highest channel



30MHz~10GHz



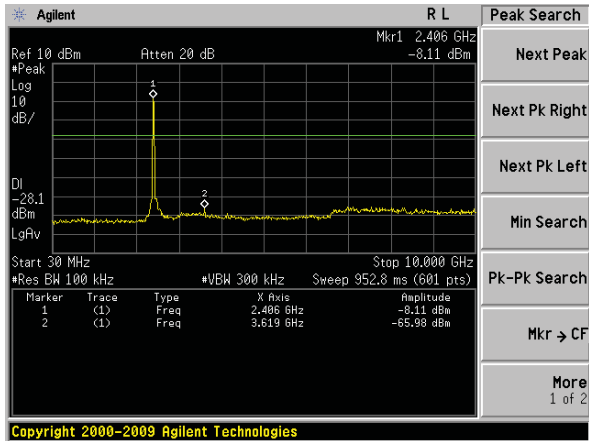
10GHz~25GHz

This document is issued by the Company subject to its General Conditions of Service printed overleaf, available on request or accessible at <http://www.ebotek.cn> and, for electronic format documents, subject to Terms and Conditions for Electronic Documents at <http://www.ebotek.cn>. Attention is drawn to the limitation of liability, indemnification and jurisdiction issues defined therein. Any holder of this document is advised that information contained hereon reflects the Company's findings at the time of its intervention only and within the limits of Client's instructions, if any. The Company's sole responsibility is to its Client and this document does not exonerate parties to a transaction from exercising all their rights and obligations under the transaction documents. This document cannot be reproduced except in full, without prior written approval of the Company. Any unauthorized alteration, forgery or falsification of the content or appearance of this document is unlawful and offenders may be prosecuted to the fullest extent of the law. Unless otherwise stated the results shown in this test report refer only to the sample(s) tested and such sample(s) are retained for 90 days only."

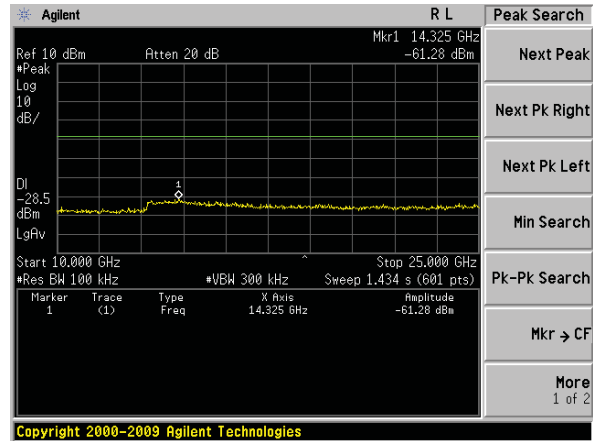


Test mode:	802.11n(HT20)
------------	---------------

Lowest channel

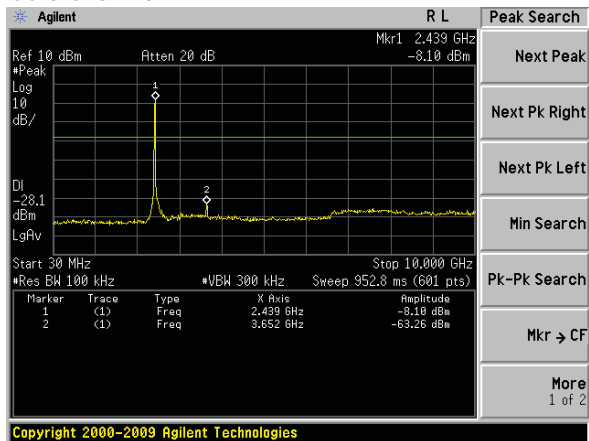


30MHz~10GHz

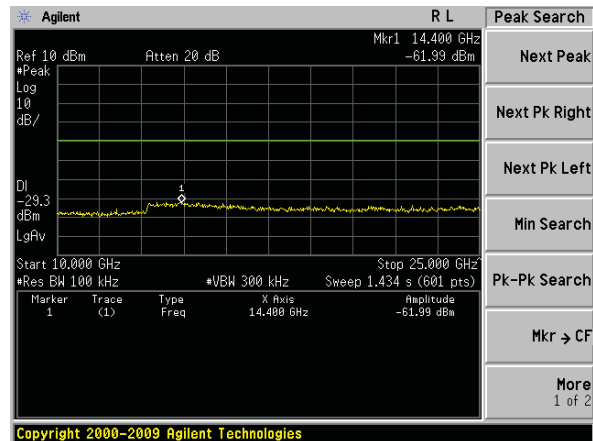


10GHz~25GHz

Middle channel

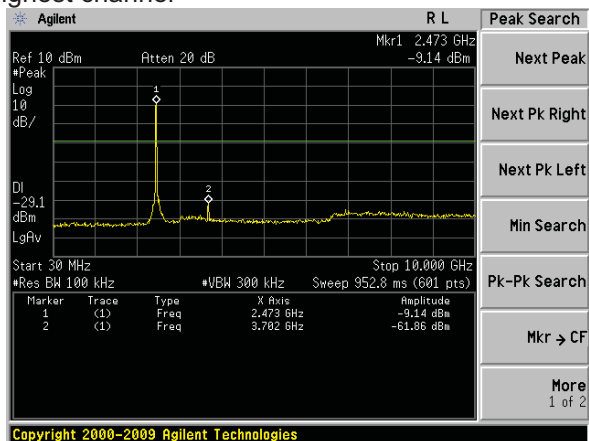


30MHz~10GHz

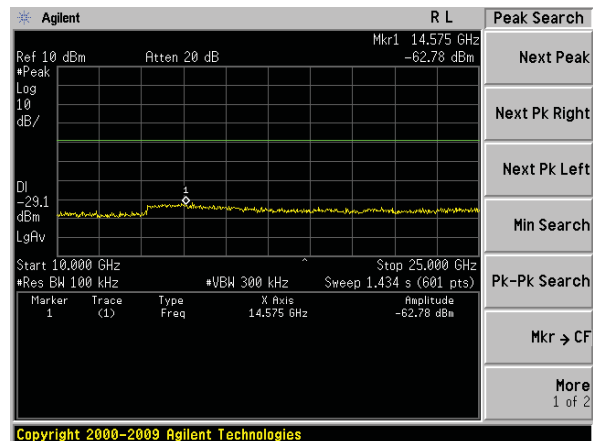


10GHz~25GHz

Highest channel



30MHz~10GHz



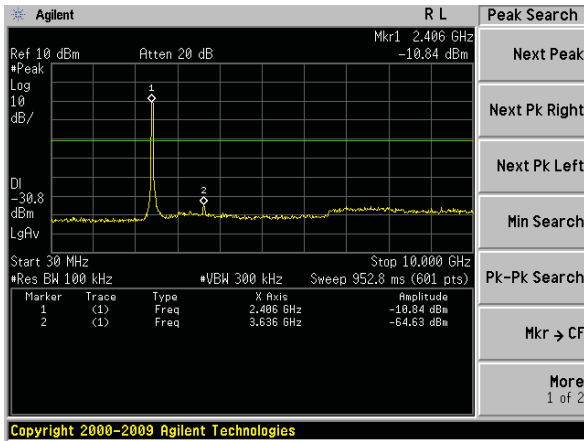
10GHz~25GHz

This document is issued by the Company subject to its General Conditions of Service printed overleaf, available on request or accessible at <http://www.ebotek.cn> and, for electronic format documents, subject to Terms and Conditions for Electronic Documents at <http://www.ebotek.cn>. Attention is drawn to the limitation of liability, indemnification and jurisdiction issues defined therein. Any holder of this document is advised that information contained hereon reflects the Company's findings at the time of its intervention only and within the limits of Client's instructions, if any. The Company's sole responsibility is to its Client and this document does not exonerate parties to a transaction from exercising all their rights and obligations under the transaction documents. This document cannot be reproduced except in full, without prior written approval of the Company. Any unauthorized alteration, forgery or falsification of the content or appearance of this document is unlawful and offenders may be prosecuted to the fullest extent of the law. Unless otherwise stated the results shown in this test report refer only to the sample(s) tested and such sample(s) are retained for 90 days only."

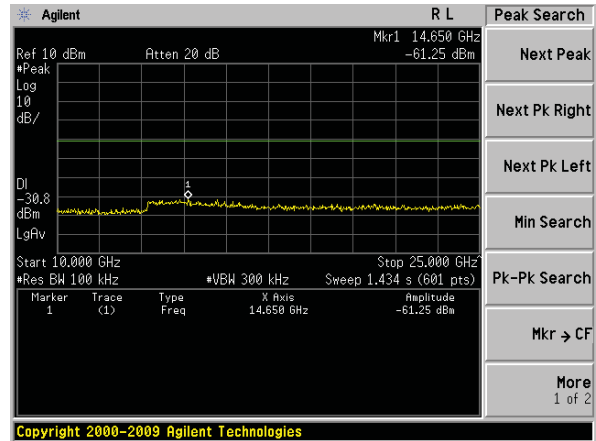


Test mode:	802.11n(HT40)
------------	---------------

Lowest channel

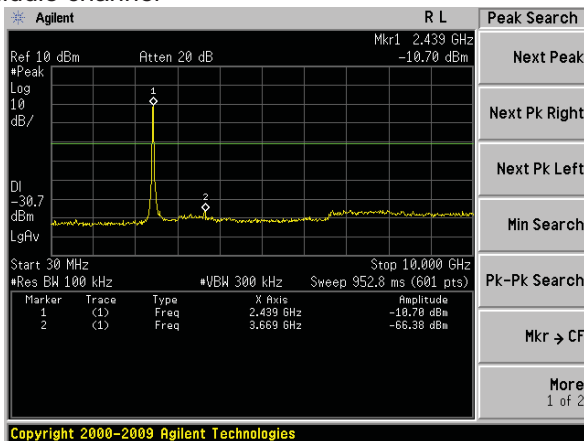


30MHz~10GHz

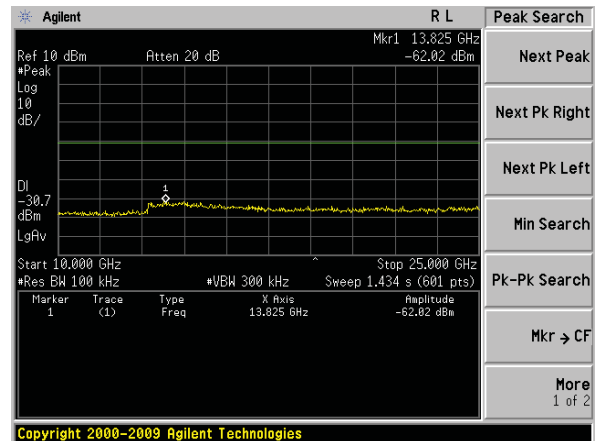


10GHz~25GHz

Middle channel

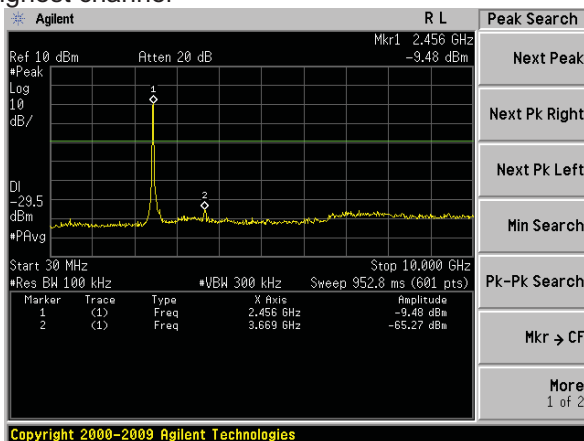


30MHz~10GHz

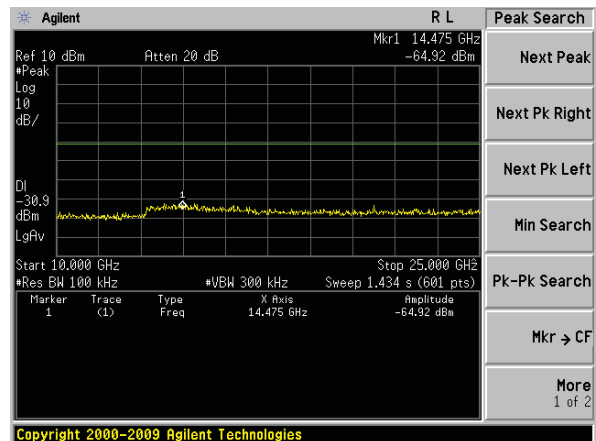


10GHz~25GHz

Highest channel



30MHz~10GHz



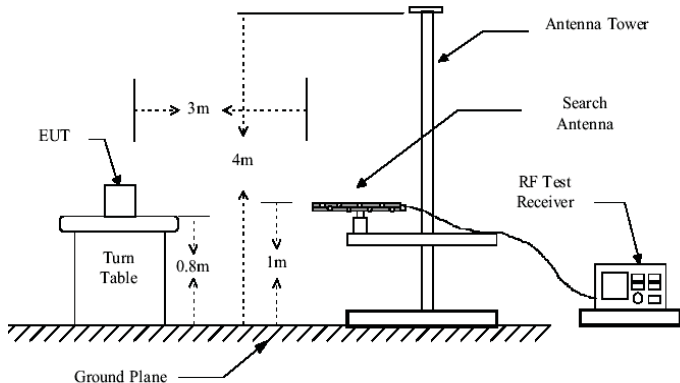
10GHz~25GHz

This document is issued by the Company subject to its General Conditions of Service printed overleaf, available on request or accessible at <http://www.ebotek.cn> and, for electronic format documents, subject to Terms and Conditions for Electronic Documents at <http://www.ebotek.cn>. Attention is drawn to the limitation of liability, indemnification and jurisdiction issues defined therein. Any holder of this document is advised that information contained hereon reflects the Company's findings at the time of its intervention only and within the limits of Client's instructions, if any. The Company's sole responsibility is to its Client and this document does not exonerate parties to a transaction from exercising all their rights and obligations under the transaction documents. This document cannot be reproduced except in full, without prior written approval of the Company. Any unauthorized alteration, forgery or falsification of the content or appearance of this document is unlawful and offenders may be prosecuted to the fullest extent of the law. Unless otherwise stated the results shown in this test report refer only to the sample(s) tested and such sample(s) are retained for 90 days only."

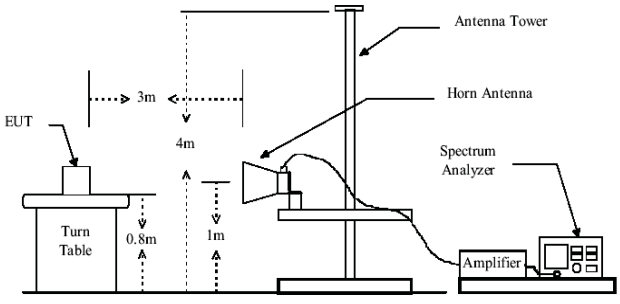




### 7.7.2 Radiated Emission Method

Test Requirement:	FCC Part15 C Section 15.209				
Test Method:	ANSI C63.10:2009				
Test Frequency Range:	30MHz to 25GHz				
Test site:	Measurement Distance: 3m				
Receiver setup:	Frequency	Detector	RBW	VBW	Value
	30MHz-1GHz	Quasi-peak	120KHz	300KHz	Quasi-peak
	Above 1GHz	Peak	1MHz	3MHz	Peak
		RMS	1MHz	3MHz	Average
Limit:	Frequency		Limit (dBuV/m @3m)		Value
	30MHz-88MHz		40.00		Quasi-peak
	88MHz-216MHz		43.50		Quasi-peak
	216MHz-960MHz		46.00		Quasi-peak
	960MHz-1GHz		54.00		Quasi-peak
	Above 1GHz		54.00		Average
			74.00		Peak
Test setup:	Below 1GHz				
					
Test setup:	Above 1GHz				



	
Test Procedure:	<ol style="list-style-type: none"><li>1. The EUT was placed on the top of a rotating table 0.8 meters above the ground at a 3 meter camber. The table was rotated 360 degrees to determine the position of the highest radiation.</li><li>2. The EUT was set 3 meters away from the interference-receiving antenna, which was mounted on the top of a variable-height antenna tower.</li><li>3. The antenna height is varied from one meter to four meters above the ground to determine the maximum value of the field strength. Both horizontal and vertical polarizations of the antenna are set to make the measurement.</li><li>4. For each suspected emission, the EUT was arranged to its worst case and then the antenna was tuned to heights from 1 meter to 4 meters and the rota table was turned from 0 degrees to 360 degrees to find the maximum reading.</li><li>5. The test-receiver system was set to Peak Detect Function and Specified Bandwidth with Maximum Hold Mode.</li><li>6. If the emission level of the EUT in peak mode was 10dB lower than the limit specified, then testing could be stopped and the peak values of the EUT would be reported. Otherwise the emissions that did not have 10dB margin would be re-tested one by one using peak, quasi-peak or average method as specified and then reported in a data sheet.</li><li>7. The radiation measurements are performed in X, Y, Z axis positioning. And found the Y axis positioning which it is worse case, only the test worst case mode is recorded in the report.</li></ol>
Test Instruments:	Refer to section 6.0 for details
Test mode:	Refer to section 5.3 for details
Test results:	Pass

**Remark:**

*Pre-scan all kind of the place mode (X-axis, Y-axis, Z-axis), and found the Y-axis which it is worse case.*



Measurement Data

■ Below 1GHz

Frequency (MHz)	Read Level (dBuV)	Antenna Factor (dB/m)	Cable Loss (dB)	Preamp Factor (dB)	Level (dBuV/m)	Limit Line (dBuV/m)	Over Limit (dB)	polarization
30.53	48.35	14.33	0.56	32.06	31.18	40.00	-8.82	Vertical
53.51	47.99	15.08	0.80	31.95	31.92	40.00	-8.08	Vertical
86.20	46.09	12.74	1.08	31.73	28.18	40.00	-11.82	Vertical
175.65	55.18	11.36	1.72	32.07	36.19	43.50	-7.31	Vertical
249.43	48.17	14.07	2.12	32.16	32.20	46.00	-13.80	Vertical
742.26	38.39	21.34	4.24	31.25	32.72	46.00	-13.28	Vertical
55.81	45.54	14.97	0.82	31.95	29.38	40.00	-10.62	Horizontal
68.39	49.91	11.34	0.93	31.89	30.29	40.00	-9.71	Horizontal
119.02	50.80	12.69	1.35	31.85	32.99	43.50	-10.51	Horizontal
175.65	56.69	11.36	1.72	32.07	37.70	43.50	-5.80	Horizontal
249.43	53.84	14.07	2.12	32.16	37.87	46.00	-8.13	Horizontal
287.99	51.95	14.84	2.31	32.18	36.92	46.00	-9.08	Horizontal



# Shenzhen EBO Technology Co., Ltd.

Report No.: EBO1506119-E364

Page: 44 of 56

## ■ Above 1GHz

Test mode:	802.11b	Test channel:	Lowest
------------	---------	---------------	--------

### Peak value:

Frequency (MHz)	Read Level (dBuV)	Antenna Factor (dB/m)	Cable Loss (dB)	Preamp Factor (dB)	Level (dBuV/m)	Limit Line (dBuV/m)	Over Limit (dB)	polarization
4824.00	40.93	31.79	8.62	32.10	49.24	74.00	-24.76	Vertical
7236.00	34.62	36.19	11.68	31.97	50.52	74.00	-23.48	Vertical
9648.00	33.00	38.07	14.16	31.56	53.67	74.00	-20.33	Vertical
12060.00	*					74.00		Vertical
14472.00	*					74.00		Vertical
16884.00	*					74.00		Vertical
4824.00	39.50	31.79	8.62	32.10	47.81	74.00	-26.19	Horizontal
7236.00	34.32	36.19	11.68	31.97	50.22	74.00	-23.78	Horizontal
9648.00	32.56	38.07	14.16	31.56	53.23	74.00	-20.77	Horizontal
12060.00	*					74.00		Horizontal
14472.00	*					74.00		Horizontal
16884.00	*					74.00		Horizontal

### Average value:

Frequency (MHz)	Read Level (dBuV)	Antenna Factor (dB/m)	Cable Loss (dB)	Preamp Factor (dB)	Level (dBuV/m)	Limit Line (dBuV/m)	Over Limit (dB)	polarization
4824.00	29.97	31.79	8.62	32.10	38.28	54.00	-15.72	Vertical
7236.00	23.48	36.19	11.68	31.97	39.38	54.00	-14.62	Vertical
9648.00	23.34	38.07	14.16	31.56	44.01	54.00	-9.99	Vertical
12060.00	*					54.00		Vertical
14472.00	*					54.00		Vertical
16884.00	*					54.00		Vertical
4824.00	29.01	31.79	8.62	32.10	37.32	54.00	-16.68	Horizontal
7236.00	22.89	36.19	11.68	31.97	38.79	54.00	-15.21	Horizontal
9648.00	22.30	38.07	14.16	31.56	42.97	54.00	-11.03	Horizontal
12060.00	*					54.00		Horizontal
14472.00	*					54.00		Horizontal
16884.00	*					54.00		Horizontal

### Remark:

1. Final Level = Receiver Read level + Antenna Factor + Cable Loss – Preamplifier Factor
2. “\*”, means this data is the too weak instrument of signal is unable to test.

This document is issued by the Company subject to its General Conditions of Service printed overleaf, available on request or accessible at <http://www.ebotek.cn> and, for electronic format documents, subject to Terms and Conditions for Electronic Documents at <http://www.ebotek.cn>. Attention is drawn to the limitation of liability, indemnification and jurisdiction issues defined therein. Any holder of this document is advised that information contained hereon reflects the Company's findings at the time of its intervention only and within the limits of Client's instructions, if any. The Company's sole responsibility is to its Client and this document does not exonerate parties to a transaction from exercising all their rights and obligations under the transaction documents. This document cannot be reproduced except in full, without prior written approval of the Company. Any unauthorized alteration, forgery or falsification of the content or appearance of this document is unlawful and offenders may be prosecuted to the fullest extent of the law. Unless otherwise stated the results shown in this test report refer only to the sample(s) tested and such sample(s) are retained for 90 days only."



## Shenzhen EBO Technology Co., Ltd.

Report No.: EBO1506119-E364

Page: 45 of 56

Test mode:	802.11b	Test channel:	Middle
------------	---------	---------------	--------

### Peak value:

Frequency (MHz)	Read Level (dBuV)	Antenna Factor (dB/m)	Cable Loss (dB)	Preamp Factor (dB)	Level (dBuV/m)	Limit Line (dBuV/m)	Over Limit (dB)	polarization
4874.00	39.88	31.85	8.66	32.12	48.27	74.00	-25.73	Vertical
7311.00	34.62	36.37	11.71	31.91	50.79	74.00	-23.21	Vertical
9748.00	33.97	38.27	14.25	31.56	54.93	74.00	-19.07	Vertical
12185.00	*					74.00		Vertical
14622.00	*					74.00		Vertical
17059.00	*					74.00		Vertical
4874.00	40.28	31.85	8.66	32.12	48.67	74.00	-25.33	Horizontal
7311.00	33.22	36.37	11.71	31.91	49.39	74.00	-24.61	Horizontal
9748.00	33.84	38.27	14.25	31.56	54.80	74.00	-19.20	Horizontal
12185.00	*					74.00		Horizontal
14622.00	*					74.00		Horizontal
17059.00	*					74.00		Horizontal

### Average value:

Frequency (MHz)	Read Level (dBuV)	Antenna Factor (dB/m)	Cable Loss (dB)	Preamp Factor (dB)	Level (dBuV/m)	Limit Line (dBuV/m)	Over Limit (dB)	polarization
4874.00	30.69	31.85	8.66	32.12	39.08	54.00	-14.92	Vertical
7311.00	22.93	36.37	11.71	31.91	39.10	54.00	-14.90	Vertical
9748.00	23.22	38.27	14.25	31.56	44.18	54.00	-9.82	Vertical
12185.00	*					54.00		Vertical
14622.00	*					54.00		Vertical
17059.00	*					54.00		Vertical
4874.00	30.36	31.85	8.66	32.12	38.75	54.00	-15.25	Horizontal
7311.00	22.30	36.37	11.71	31.91	38.47	54.00	-15.53	Horizontal
9748.00	23.55	38.27	14.25	31.56	44.51	54.00	-9.49	Horizontal
12185.00	*					54.00		Horizontal
14622.00	*					54.00		Horizontal
17059.00	*					54.00		Horizontal

### Remark:

1. Final Level = Receiver Read level + Antenna Factor + Cable Loss – Preamplifier Factor
2. “\*”, means this data is the too weak instrument of signal is unable to test.

This document is issued by the Company subject to its General Conditions of Service printed overleaf, available on request or accessible at <http://www.ebotek.cn> and, for electronic format documents, subject to Terms and Conditions for Electronic Documents at <http://www.ebotek.cn>. Attention is drawn to the limitation of liability, indemnification and jurisdiction issues defined therein. Any holder of this document is advised that information contained hereon reflects the Company's findings at the time of its intervention only and within the limits of Client's instructions, if any. The Company's sole responsibility is to its Client and this document does not exonerate parties to a transaction from exercising all their rights and obligations under the transaction documents. This document cannot be reproduced except in full, without prior written approval of the Company. Any unauthorized alteration, forgery or falsification of the content or appearance of this document is unlawful and offenders may be prosecuted to the fullest extent of the law. Unless otherwise stated the results shown in this test report refer only to the sample(s) tested and such sample(s) are retained for 90 days only."



## Shenzhen EBO Technology Co., Ltd.

Report No.: EBO1506119-E364

Page: 46 of 56

Test mode:	802.11b	Test channel:	Highest
------------	---------	---------------	---------

### Peak value:

Frequency (MHz)	Read Level (dBuV)	Antenna Factor (dB/m)	Cable Loss (dB)	Preamplifier Factor (dB)	Level (dBuV/m)	Limit Line (dBuV/m)	Over Limit (dB)	polarization
4924.00	45.79	31.90	8.70	32.15	54.24	74.00	-19.76	Vertical
7386.00	35.54	36.49	11.76	31.83	51.96	74.00	-22.04	Vertical
9848.00	37.44	38.62	14.31	31.77	58.60	74.00	-15.40	Vertical
12310.00	*					74.00		Vertical
14772.00	*					74.00		Vertical
17234.00	*					74.00		Vertical
4924.00	44.95	31.90	8.70	32.15	53.40	74.00	-20.60	Horizontal
7386.00	34.37	36.49	11.76	31.83	50.79	74.00	-23.21	Horizontal
9848.00	33.58	38.62	14.31	31.77	54.74	74.00	-19.26	Horizontal
12310.00	*					74.00		Horizontal
14772.00	*					74.00		Horizontal
17234.00	*					74.00		Horizontal

### Average value:

Frequency (MHz)	Read Level (dBuV)	Antenna Factor (dB/m)	Cable Loss (dB)	Preamplifier Factor (dB)	Level (dBuV/m)	Limit Line (dBuV/m)	Over Limit (dB)	polarization
4924.00	36.63	31.90	8.70	32.15	45.08	54.00	-8.92	Vertical
7386.00	25.44	36.49	11.76	31.83	41.86	54.00	-12.14	Vertical
9848.00	25.93	38.62	14.31	31.77	47.09	54.00	-6.91	Vertical
12310.00	*					54.00		Vertical
14772.00	*					54.00		Vertical
17234.00	*					54.00		Vertical
4924.00	35.27	31.90	8.70	32.15	43.72	54.00	-10.28	Horizontal
7386.00	23.74	36.49	11.76	31.83	40.16	54.00	-13.84	Horizontal
9848.00	22.82	38.62	14.31	31.77	43.98	54.00	-10.02	Horizontal
12310.00	*					54.00		Horizontal
14772.00	*					54.00		Horizontal
17234.00	*					54.00		Horizontal

### Remark:

1. Final Level = Receiver Read level + Antenna Factor + Cable Loss – Preamplifier Factor
2. “\*”, means this data is the too weak instrument of signal is unable to test.

This document is issued by the Company subject to its General Conditions of Service printed overleaf, available on request or accessible at <http://www.ebotek.cn> and, for electronic format documents, subject to Terms and Conditions for Electronic Documents at <http://www.ebotek.cn>. Attention is drawn to the limitation of liability, indemnification and jurisdiction issues defined therein. Any holder of this document is advised that information contained hereon reflects the Company's findings at the time of its intervention only and within the limits of Client's instructions, if any. The Company's sole responsibility is to its Client and this document does not exonerate parties to a transaction from exercising all their rights and obligations under the transaction documents. This document cannot be reproduced except in full, without prior written approval of the Company. Any unauthorized alteration, forgery or falsification of the content or appearance of this document is unlawful and offenders may be prosecuted to the fullest extent of the law. Unless otherwise stated the results shown in this test report refer only to the sample(s) tested and such sample(s) are retained for 90 days only."



## Shenzhen EBO Technology Co., Ltd.

Report No.: EBO1506119-E364

Page: 47 of 56

Test mode:	802.11g	Test channel:	lowest
------------	---------	---------------	--------

### Peak value:

Frequency (MHz)	Read Level (dBuV)	Antenna Factor (dB/m)	Cable Loss (dB)	Preamp Factor (dB)	Level (dBuV/m)	Limit Line (dBuV/m)	Over Limit (dB)	polarization
4824.00	39.46	31.79	8.62	32.10	47.77	74.00	-26.23	Vertical
7236.00	33.69	36.19	11.68	31.97	49.59	74.00	-24.41	Vertical
9648.00	32.34	38.07	14.16	31.56	53.01	74.00	-20.99	Vertical
12060.00	*					74.00		Vertical
14472.00	*					74.00		Vertical
16884.00	*					74.00		Vertical
4824.00	38.26	31.79	8.62	32.10	46.57	74.00	-27.43	Horizontal
7236.00	33.51	36.19	11.68	31.97	49.41	74.00	-24.59	Horizontal
9648.00	31.95	38.07	14.16	31.56	52.62	74.00	-21.38	Horizontal
12060.00	*					74.00		Horizontal
14472.00	*					74.00		Horizontal
16884.00	*					74.00		Horizontal

### Average value:

Frequency (MHz)	Read Level (dBuV)	Antenna Factor (dB/m)	Cable Loss (dB)	Preamp Factor (dB)	Level (dBuV/m)	Limit Line (dBuV/m)	Over Limit (dB)	polarization
4824.00	28.61	31.79	8.62	32.10	36.92	54.00	-17.08	Vertical
7236.00	22.58	36.19	11.68	31.97	38.48	54.00	-15.52	Vertical
9648.00	22.70	38.07	14.16	31.56	43.37	54.00	-10.63	Vertical
12060.00	*					54.00		Vertical
14472.00	*					54.00		Vertical
16884.00	*					54.00		Vertical
4824.00	27.84	31.79	8.62	32.10	36.15	54.00	-17.85	Horizontal
7236.00	22.11	36.19	11.68	31.97	38.01	54.00	-15.99	Horizontal
9648.00	21.71	38.07	14.16	31.56	42.38	54.00	-11.62	Horizontal
12060.00	*					54.00		Horizontal
14472.00	*					54.00		Horizontal
16884.00	*					54.00		Horizontal

### Remark:

1. Final Level = Receiver Read level + Antenna Factor + Cable Loss – Preamplifier Factor
2. “\*”, means this data is the too weak instrument of signal is unable to test.

This document is issued by the Company subject to its General Conditions of Service printed overleaf, available on request or accessible at <http://www.ebotek.cn> and, for electronic format documents, subject to Terms and Conditions for Electronic Documents at <http://www.ebotek.cn>. Attention is drawn to the limitation of liability, indemnification and jurisdiction issues defined therein. Any holder of this document is advised that information contained hereon reflects the Company's findings at the time of its intervention only and within the limits of Client's instructions, if any. The Company's sole responsibility is to its Client and this document does not exonerate parties to a transaction from exercising all their rights and obligations under the transaction documents. This document cannot be reproduced except in full, without prior written approval of the Company. Any unauthorized alteration, forgery or falsification of the content or appearance of this document is unlawful and offenders may be prosecuted to the fullest extent of the law. Unless otherwise stated the results shown in this test report refer only to the sample(s) tested and such sample(s) are retained for 90 days only."





## Shenzhen EBO Technology Co., Ltd.

Report No.: EBO1506119-E364

Page: 48 of 56

Test mode:	802.11g	Test channel:	Middle
------------	---------	---------------	--------

### Peak value:

Frequency (MHz)	Read Level (dBuV)	Antenna Factor (dB/m)	Cable Loss (dB)	Preamplifier Factor (dB)	Level (dBuV/m)	Limit Line (dBuV/m)	Over Limit (dB)	polarization
4874.00	38.66	31.85	8.66	32.12	47.05	74.00	-26.95	Vertical
7311.00	33.86	36.37	11.71	31.91	50.03	74.00	-23.97	Vertical
9748.00	33.42	38.27	14.25	31.56	54.38	74.00	-19.62	Vertical
12185.00	*					74.00		Vertical
14622.00	*					74.00		Vertical
17059.00	*					74.00		Vertical
4874.00	39.25	31.85	8.66	32.12	47.64	74.00	-26.36	Horizontal
7311.00	32.55	36.37	11.71	31.91	48.72	74.00	-25.28	Horizontal
9748.00	33.34	38.27	14.25	31.56	54.30	74.00	-19.70	Horizontal
12185.00	*					74.00		Horizontal
14622.00	*					74.00		Horizontal
17059.00	*					74.00		Horizontal

### Average value:

Frequency (MHz)	Read Level (dBuV)	Antenna Factor (dB/m)	Cable Loss (dB)	Preamplifier Factor (dB)	Level (dBuV/m)	Limit Line (dBuV/m)	Over Limit (dB)	polarization
4874.00	29.57	31.85	8.66	32.12	37.96	54.00	-16.04	Vertical
7311.00	22.19	36.37	11.71	31.91	38.36	54.00	-15.64	Vertical
9748.00	22.69	38.27	14.25	31.56	43.65	54.00	-10.35	Vertical
12185.00	*					54.00		Vertical
14622.00	*					54.00		Vertical
17059.00	*					54.00		Vertical
4874.00	29.40	31.85	8.66	32.12	37.79	54.00	-16.21	Horizontal
7311.00	21.65	36.37	11.71	31.91	37.82	54.00	-16.18	Horizontal
9748.00	23.06	38.27	14.25	31.56	44.02	54.00	-9.98	Horizontal
12185.00	*					54.00		Horizontal
14622.00	*					54.00		Horizontal
17059.00	*					54.00		Horizontal

### Remark:

1. Final Level = Receiver Read level + Antenna Factor + Cable Loss – Preamplifier Factor
2. “\*”, means this data is the too weak instrument of signal is unable to test.

This document is issued by the Company subject to its General Conditions of Service printed overleaf, available on request or accessible at <http://www.ebotek.cn> and, for electronic format documents, subject to Terms and Conditions for Electronic Documents at <http://www.ebotek.cn>. Attention is drawn to the limitation of liability, indemnification and jurisdiction issues defined therein. Any holder of this document is advised that information contained hereon reflects the Company's findings at the time of its intervention only and within the limits of Client's instructions, if any. The Company's sole responsibility is to its Client and this document does not exonerate parties to a transaction from exercising all their rights and obligations under the transaction documents. This document cannot be reproduced except in full, without prior written approval of the Company. Any unauthorized alteration, forgery or falsification of the content or appearance of this document is unlawful and offenders may be prosecuted to the fullest extent of the law. Unless otherwise stated the results shown in this test report refer only to the sample(s) tested and such sample(s) are retained for 90 days only."





## Shenzhen EBO Technology Co., Ltd.

Report No.: EBO1506119-E364

Page: 49 of 56

Test mode:	802.11g	Test channel:	Highest
------------	---------	---------------	---------

### Peak value:

Frequency (MHz)	Read Level (dBuV)	Antenna Factor (dB/m)	Cable Loss (dB)	Preamplifier Factor (dB)	Level (dBuV/m)	Limit Line (dBuV/m)	Over Limit (dB)	polarization
4924.00	43.70	31.90	8.70	32.15	52.15	74.00	-21.85	Vertical
7386.00	34.22	36.49	11.76	31.83	50.64	74.00	-23.36	Vertical
9848.00	36.49	38.62	14.31	31.77	57.65	74.00	-16.35	Vertical
12310.00	*					74.00		Vertical
14772.00	*					74.00		Vertical
17234.00	*					74.00		Vertical
4924.00	43.19	31.90	8.70	32.15	51.64	74.00	-22.36	Horizontal
7386.00	33.21	36.49	11.76	31.83	49.63	74.00	-24.37	Horizontal
9848.00	32.71	38.62	14.31	31.77	53.87	74.00	-20.13	Horizontal
12310.00	*					74.00		Horizontal
14772.00	*					74.00		Horizontal
17234.00	*					74.00		Horizontal

### Average value:

Frequency (MHz)	Read Level (dBuV)	Antenna Factor (dB/m)	Cable Loss (dB)	Preamplifier Factor (dB)	Level (dBuV/m)	Limit Line (dBuV/m)	Over Limit (dB)	polarization
4924.00	34.71	31.90	8.70	32.15	43.16	54.00	-10.84	Vertical
7386.00	24.16	36.49	11.76	31.83	40.58	54.00	-13.42	Vertical
9848.00	25.02	38.62	14.31	31.77	46.18	54.00	-7.82	Vertical
12310.00	*					54.00		Vertical
14772.00	*					54.00		Vertical
17234.00	*					54.00		Vertical
4924.00	33.61	31.90	8.70	32.15	42.06	54.00	-11.94	Horizontal
7386.00	22.62	36.49	11.76	31.83	39.04	54.00	-14.96	Horizontal
9848.00	21.98	38.62	14.31	31.77	43.14	54.00	-10.86	Horizontal
12310.00	*					54.00		Horizontal
14772.00	*					54.00		Horizontal
17234.00	*					54.00		Horizontal

### Remark:

1. Final Level = Receiver Read level + Antenna Factor + Cable Loss – Preamplifier Factor
2. “\*”, means this data is the too weak instrument of signal is unable to test.

This document is issued by the Company subject to its General Conditions of Service printed overleaf, available on request or accessible at <http://www.ebotek.cn> and, for electronic format documents, subject to Terms and Conditions for Electronic Documents at <http://www.ebotek.cn>. Attention is drawn to the limitation of liability, indemnification and jurisdiction issues defined therein. Any holder of this document is advised that information contained hereon reflects the Company's findings at the time of its intervention only and within the limits of Client's instructions, if any. The Company's sole responsibility is to its Client and this document does not exonerate parties to a transaction from exercising all their rights and obligations under the transaction documents. This document cannot be reproduced except in full, without prior written approval of the Company. Any unauthorized alteration, forgery or falsification of the content or appearance of this document is unlawful and offenders may be prosecuted to the fullest extent of the law. Unless otherwise stated the results shown in this test report refer only to the sample(s) tested and such sample(s) are retained for 90 days only."



## Shenzhen EBO Technology Co., Ltd.

Report No.: EBO1506119-E364

Page: 50 of 56

Test mode:	802.11n(HT20)	Test channel:	Lowest
------------	---------------	---------------	--------

### Peak value:

Frequency (MHz)	Read Level (dBuV)	Antenna Factor (dB/m)	Cable Loss (dB)	Preamplifier Factor (dB)	Level (dBuV/m)	Limit Line (dBuV/m)	Over Limit (dB)	polarization
4824.00	40.36	31.79	8.62	32.10	48.67	74.00	-25.33	Vertical
7236.00	34.26	36.19	11.68	31.97	50.16	74.00	-23.84	Vertical
9648.00	32.74	38.07	14.16	31.56	53.41	74.00	-20.59	Vertical
12060.00	*					74.00		Vertical
14472.00	*					74.00		Vertical
16884.00	*					74.00		Vertical
4824.00	39.02	31.79	8.62	32.10	47.33	74.00	-26.67	Horizontal
7236.00	34.00	36.19	11.68	31.97	49.90	74.00	-24.10	Horizontal
9648.00	32.32	38.07	14.16	31.56	52.99	74.00	-21.01	Horizontal
12060.00	*					74.00		Horizontal
14472.00	*					74.00		Horizontal
16884.00	*					74.00		Horizontal

### Average value:

Frequency (MHz)	Read Level (dBuV)	Antenna Factor (dB/m)	Cable Loss (dB)	Preamplifier Factor (dB)	Level (dBuV/m)	Limit Line (dBuV/m)	Over Limit (dB)	polarization
4824.00	29.44	31.79	8.62	32.10	37.75	54.00	-16.25	Vertical
7236.00	23.13	36.19	11.68	31.97	39.03	54.00	-14.97	Vertical
9648.00	23.09	38.07	14.16	31.56	43.76	54.00	-10.24	Vertical
12060.00	*					54.00		Vertical
14472.00	*					54.00		Vertical
16884.00	*					54.00		Vertical
4824.00	28.55	31.79	8.62	32.10	36.86	54.00	-17.14	Horizontal
7236.00	22.58	36.19	11.68	31.97	38.48	54.00	-15.52	Horizontal
9648.00	22.07	38.07	14.16	31.56	42.74	54.00	-11.26	Horizontal
12060.00	*					54.00		Horizontal
14472.00	*					54.00		Horizontal
16884.00	*					54.00		Horizontal

### Remark:

1. Final Level = Receiver Read level + Antenna Factor + Cable Loss – Preamplifier Factor
2. “\*” , means this data is the too weak instrument of signal is unable to test.

This document is issued by the Company subject to its General Conditions of Service printed overleaf, available on request or accessible at <http://www.ebotek.cn> and, for electronic format documents, subject to Terms and Conditions for Electronic Documents at <http://www.ebotek.cn>. Attention is drawn to the limitation of liability, indemnification and jurisdiction issues defined therein. Any holder of this document is advised that information contained hereon reflects the Company's findings at the time of its intervention only and within the limits of Client's instructions, if any. The Company's sole responsibility is to its Client and this document does not exonerate parties to a transaction from exercising all their rights and obligations under the transaction documents. This document cannot be reproduced except in full, without prior written approval of the Company. Any unauthorized alteration, forgery or falsification of the content or appearance of this document is unlawful and offenders may be prosecuted to the fullest extent of the law. Unless otherwise stated the results shown in this test report refer only to the sample(s) tested and such sample(s) are retained for 90 days only."



## Shenzhen EBO Technology Co., Ltd.

Report No.: EBO1506119-E364

Page: 51 of 56

Test mode:	802.11n(HT20)	Test channel:	Middle
------------	---------------	---------------	--------

### Peak value:

Frequency (MHz)	Read Level (dBuV)	Antenna Factor (dB/m)	Cable Loss (dB)	Preamp Factor (dB)	Level (dBuV/m)	Limit Line (dBuV/m)	Over Limit (dB)	polarization
4874.00	39.40	31.85	8.66	32.12	47.79	74.00	-26.21	Vertical
7311.00	34.32	36.37	11.71	31.91	50.49	74.00	-23.51	Vertical
9748.00	33.76	38.27	14.25	31.56	54.72	74.00	-19.28	Vertical
12185.00	*					74.00		Vertical
14622.00	*					74.00		Vertical
17059.00	*					74.00		Vertical
4874.00	39.87	31.85	8.66	32.12	48.26	74.00	-25.74	Horizontal
7311.00	32.96	36.37	11.71	31.91	49.13	74.00	-24.87	Horizontal
9748.00	33.64	38.27	14.25	31.56	54.60	74.00	-19.40	Horizontal
12185.00	*					74.00		Horizontal
14622.00	*					74.00		Horizontal
17059.00	*					74.00		Horizontal

### Average value:

Frequency (MHz)	Read Level (dBuV)	Antenna Factor (dB/m)	Cable Loss (dB)	Preamp Factor (dB)	Level (dBuV/m)	Limit Line (dBuV/m)	Over Limit (dB)	polarization
4874.00	30.25	31.85	8.66	32.12	38.64	54.00	-15.36	Vertical
7311.00	22.64	36.37	11.71	31.91	38.81	54.00	-15.19	Vertical
9748.00	23.01	38.27	14.25	31.56	43.97	54.00	-10.03	Vertical
12185.00	*					54.00		Vertical
14622.00	*					54.00		Vertical
17059.00	*					54.00		Vertical
4874.00	29.98	31.85	8.66	32.12	38.37	54.00	-15.63	Horizontal
7311.00	22.05	36.37	11.71	31.91	38.22	54.00	-15.78	Horizontal
9748.00	23.36	38.27	14.25	31.56	44.32	54.00	-9.68	Horizontal
12185.00	*					54.00		Horizontal
14622.00	*					54.00		Horizontal
17059.00	*					54.00		Horizontal

### Remark:

1. Final Level = Receiver Read level + Antenna Factor + Cable Loss – Preamplifier Factor
2. “\*”, means this data is the too weak instrument of signal is unable to test.

This document is issued by the Company subject to its General Conditions of Service printed overleaf, available on request or accessible at <http://www.ebotek.cn> and, for electronic format documents, subject to Terms and Conditions for Electronic Documents at <http://www.ebotek.cn>. Attention is drawn to the limitation of liability, indemnification and jurisdiction issues defined therein. Any holder of this document is advised that information contained hereon reflects the Company's findings at the time of its intervention only and within the limits of Client's instructions, if any. The Company's sole responsibility is to its Client and this document does not exonerate parties to a transaction from exercising all their rights and obligations under the transaction documents. This document cannot be reproduced except in full, without prior written approval of the Company. Any unauthorized alteration, forgery or falsification of the content or appearance of this document is unlawful and offenders may be prosecuted to the fullest extent of the law. Unless otherwise stated the results shown in this test report refer only to the sample(s) tested and such sample(s) are retained for 90 days only."



## Shenzhen EBO Technology Co., Ltd.

Report No.: EBO1506119-E364

Page: 52 of 56

Test mode:	802.11n(HT20)	Test channel:	Highest
------------	---------------	---------------	---------

### Peak value:

Frequency (MHz)	Read Level (dBuV)	Antenna Factor (dB/m)	Cable Loss (dB)	Preamplifier Factor (dB)	Level (dBuV/m)	Limit Line (dBuV/m)	Over Limit (dB)	polarization
4924.00	44.97	31.90	8.70	32.15	53.42	74.00	-20.58	Vertical
7386.00	35.02	36.49	11.76	31.83	51.44	74.00	-22.56	Vertical
9848.00	37.07	38.62	14.31	31.77	58.23	74.00	-15.77	Vertical
12310.00	*					74.00		Vertical
14772.00	*					74.00		Vertical
17234.00	*					74.00		Vertical
4924.00	44.26	31.90	8.70	32.15	52.71	74.00	-21.29	Horizontal
7386.00	33.92	36.49	11.76	31.83	50.34	74.00	-23.66	Horizontal
9848.00	33.24	38.62	14.31	31.77	54.40	74.00	-19.60	Horizontal
12310.00	*					74.00		Horizontal
14772.00	*					74.00		Horizontal
17234.00	*					74.00		Horizontal

### Average value:

Frequency (MHz)	Read Level (dBuV)	Antenna Factor (dB/m)	Cable Loss (dB)	Preamplifier Factor (dB)	Level (dBuV/m)	Limit Line (dBuV/m)	Over Limit (dB)	polarization
4924.00	35.88	31.90	8.70	32.15	44.33	54.00	-9.67	Vertical
7386.00	24.94	36.49	11.76	31.83	41.36	54.00	-12.64	Vertical
9848.00	25.57	38.62	14.31	31.77	46.73	54.00	-7.27	Vertical
12310.00	*					54.00		Vertical
14772.00	*					54.00		Vertical
17234.00	*					54.00		Vertical
4924.00	34.62	31.90	8.70	32.15	43.07	54.00	-10.93	Horizontal
7386.00	23.30	36.49	11.76	31.83	39.72	54.00	-14.28	Horizontal
9848.00	22.50	38.62	14.31	31.77	43.66	54.00	-10.34	Horizontal
12310.00	*					54.00		Horizontal
14772.00	*					54.00		Horizontal
17234.00	*					54.00		Horizontal

### Remark:

- 1 Final Level = Receiver Read level + Antenna Factor + Cable Loss – Preamplifier Factor
- 2 “\*”, means this data is the too weak instrument of signal is unable to test.

This document is issued by the Company subject to its General Conditions of Service printed overleaf, available on request or accessible at <http://www.ebotek.cn> and, for electronic format documents, subject to Terms and Conditions for Electronic Documents at <http://www.ebotek.cn>. Attention is drawn to the limitation of liability, indemnification and jurisdiction issues defined therein. Any holder of this document is advised that information contained hereon reflects the Company's findings at the time of its intervention only and within the limits of Client's instructions, if any. The Company's sole responsibility is to its Client and this document does not exonerate parties to a transaction from exercising all their rights and obligations under the transaction documents. This document cannot be reproduced except in full, without prior written approval of the Company. Any unauthorized alteration, forgery or falsification of the content or appearance of this document is unlawful and offenders may be prosecuted to the fullest extent of the law. Unless otherwise stated the results shown in this test report refer only to the sample(s) tested and such sample(s) are retained for 90 days only."



## Shenzhen EBO Technology Co., Ltd.

Report No.: EBO1506119-E364

Page: 53 of 56

Test mode:	802.11n(HT40)	Test channel:	Lowest
------------	---------------	---------------	--------

### Peak value:

Frequency (MHz)	Read Level (dBuV)	Antenna Factor (dB/m)	Cable Loss (dB)	Preamplifier Factor (dB)	Level (dBuV/m)	Limit Line (dBuV/m)	Over Limit (dB)	polarization
4844.00	38.46	31.81	8.63	32.11	46.79	74.00	-27.21	Vertical
7266.00	33.06	36.28	11.69	31.94	49.09	74.00	-24.91	Vertical
9688.00	31.89	38.13	14.21	31.52	52.71	74.00	-21.29	Vertical
12060.00	*					74.00		Vertical
14472.00	*					74.00		Vertical
16884.00	*					74.00		Vertical
4844.00	37.42	31.81	8.63	32.11	45.75	74.00	-28.25	Horizontal
7266.00	32.96	36.28	11.69	31.94	48.99	74.00	-25.01	Horizontal
9688.00	31.53	38.13	14.21	31.52	52.35	74.00	-21.65	Horizontal
12060.00	*					74.00		Horizontal
14472.00	*					74.00		Horizontal
16884.00	*					74.00		Horizontal

### Average value:

Frequency (MHz)	Read Level (dBuV)	Antenna Factor (dB/m)	Cable Loss (dB)	Preamplifier Factor (dB)	Level (dBuV/m)	Limit Line (dBuV/m)	Over Limit (dB)	polarization
4844.00	27.69	31.81	8.63	32.11	36.02	54.00	-17.98	Vertical
7266.00	21.97	36.28	11.69	31.94	38.00	54.00	-16.00	Vertical
9688.00	22.27	38.13	14.21	31.52	43.09	54.00	-10.91	Vertical
12060.00	*					54.00		Vertical
14472.00	*					54.00		Vertical
16884.00	*					54.00		Vertical
4844.00	27.05	31.81	8.63	32.11	35.38	54.00	-18.62	Horizontal
7266.00	21.57	36.28	11.69	31.94	37.60	54.00	-16.40	Horizontal
9688.00	21.30	38.13	14.21	31.52	42.12	54.00	-11.88	Horizontal
12060.00	*					54.00		Horizontal
14472.00	*					54.00		Horizontal
16884.00	*					54.00		Horizontal

### Remark:

1. *Final Level = Receiver Read level + Antenna Factor + Cable Loss – Preamplifier Factor*
2. *“\*” means this data is the too weak instrument of signal is unable to test.*

This document is issued by the Company subject to its General Conditions of Service printed overleaf, available on request or accessible at <http://www.ebotek.cn> and, for electronic format documents, subject to Terms and Conditions for Electronic Documents at <http://www.ebotek.cn>. Attention is drawn to the limitation of liability, indemnification and jurisdiction issues defined therein. Any holder of this document is advised that information contained hereon reflects the Company's findings at the time of its intervention only and within the limits of Client's instructions, if any. The Company's sole responsibility is to its Client and this document does not exonerate parties to a transaction from exercising all their rights and obligations under the transaction documents. This document cannot be reproduced except in full, without prior written approval of the Company. Any unauthorized alteration, forgery or falsification of the content or appearance of this document is unlawful and offenders may be prosecuted to the fullest extent of the law. Unless otherwise stated the results shown in this test report refer only to the sample(s) tested and such sample(s) are retained for 90 days only."



## Shenzhen EBO Technology Co., Ltd.

Report No.: EBO1506119-E364

Page: 54 of 56

Test mode:	802.11n(HT40)	Test channel:	Middle
------------	---------------	---------------	--------

### Peak value:

Frequency (MHz)	Read Level (dBuV)	Antenna Factor (dB/m)	Cable Loss (dB)	Preamplifier Factor (dB)	Level (dBuV/m)	Limit Line (dBuV/m)	Over Limit (dB)	polarization
4874.00	37.84	31.85	8.66	32.12	46.23	74.00	-27.77	Vertical
7311.00	33.33	36.37	11.71	31.91	49.50	74.00	-24.50	Vertical
9748.00	33.05	38.27	14.25	31.56	54.01	74.00	-19.99	Vertical
12185.00	*					74.00		Vertical
14622.00	*					74.00		Vertical
17059.00	*					74.00		Vertical
4874.00	38.55	31.85	8.66	32.12	46.94	74.00	-27.06	Horizontal
7311.00	32.09	36.37	11.71	31.91	48.26	74.00	-25.74	Horizontal
9748.00	32.99	38.27	14.25	31.56	53.95	74.00	-20.05	Horizontal
12185.00	*					74.00		Horizontal
14622.00	*					74.00		Horizontal
17059.00	*					74.00		Horizontal

### Average value:

Frequency (MHz)	Read Level (dBuV)	Antenna Factor (dB/m)	Cable Loss (dB)	Preamplifier Factor (dB)	Level (dBuV/m)	Limit Line (dBuV/m)	Over Limit (dB)	polarization
4874.00	28.81	31.85	8.66	32.12	37.20	54.00	-16.80	Vertical
7311.00	21.68	36.37	11.71	31.91	37.85	54.00	-16.15	Vertical
9748.00	22.33	38.27	14.25	31.56	43.29	54.00	-10.71	Vertical
12185.00	*					54.00		Vertical
14622.00	*					54.00		Vertical
17059.00	*					54.00		Vertical
4874.00	28.74	31.85	8.66	32.12	37.13	54.00	-16.87	Horizontal
7311.00	21.21	36.37	11.71	31.91	37.38	54.00	-16.62	Horizontal
9748.00	22.73	38.27	14.25	31.56	43.69	54.00	-10.31	Horizontal
12185.00	*					54.00		Horizontal
14622.00	*					54.00		Horizontal
17059.00	*					54.00		Horizontal

### Remark:

1. Final Level = Receiver Read level + Antenna Factor + Cable Loss – Preamplifier Factor
2. “\*”, means this data is too weak instrument of signal is unable to test.

This document is issued by the Company subject to its General Conditions of Service printed overleaf, available on request or accessible at <http://www.ebotek.cn> and, for electronic format documents, subject to Terms and Conditions for Electronic Documents at <http://www.ebotek.cn>. Attention is drawn to the limitation of liability, indemnification and jurisdiction issues defined therein. Any holder of this document is advised that information contained hereon reflects the Company's findings at the time of its intervention only and within the limits of Client's instructions, if any. The Company's sole responsibility is to its Client and this document does not exonerate parties to a transaction from exercising all their rights and obligations under the transaction documents. This document cannot be reproduced except in full, without prior written approval of the Company. Any unauthorized alteration, forgery or falsification of the content or appearance of this document is unlawful and offenders may be prosecuted to the fullest extent of the law. Unless otherwise stated the results shown in this test report refer only to the sample(s) tested and such sample(s) are retained for 90 days only."





## Shenzhen EBO Technology Co., Ltd.

Report No.: EBO1506119-E364

Page: 55 of 56

Test mode:	802.11n(HT40)	Test channel:	Highest
------------	---------------	---------------	---------

### Peak value:

Frequency (MHz)	Read Level (dBuV)	Antenna Factor (dB/m)	Cable Loss (dB)	Preamplifier Factor (dB)	Level (dBuV/m)	Limit Line (dBuV/m)	Over Limit (dB)	polarization
4904.00	42.27	31.88	8.68	32.13	50.70	74.00	-23.30	Vertical
7356.00	33.32	36.45	11.75	31.86	49.66	74.00	-24.34	Vertical
9808.00	35.85	38.43	14.29	31.68	56.89	74.00	-17.11	Vertical
12310.00	*					74.00		Vertical
14772.00	*					74.00		Vertical
17234.00	*					74.00		Vertical
4904.00	41.98	31.88	8.68	32.13	50.41	74.00	-23.59	Horizontal
7356.00	32.42	36.45	11.75	31.86	48.76	74.00	-25.24	Horizontal
9808.00	32.11	38.43	14.29	31.68	53.15	74.00	-20.85	Horizontal
12310.00	*					74.00		Horizontal
14772.00	*					74.00		Horizontal
17234.00	*					74.00		Horizontal

### Average value:

Frequency (MHz)	Read Level (dBuV)	Antenna Factor (dB/m)	Cable Loss (dB)	Preamplifier Factor (dB)	Level (dBuV/m)	Limit Line (dBuV/m)	Over Limit (dB)	polarization
4904.00	33.39	31.88	8.68	32.13	41.82	54.00	-12.18	Vertical
7356.00	23.29	36.45	11.75	31.86	39.63	54.00	-14.37	Vertical
9808.00	24.40	38.43	14.29	31.68	45.44	54.00	-8.56	Vertical
12310.00	*					54.00		Vertical
14772.00	*					54.00		Vertical
17234.00	*					54.00		Vertical
4904.00	32.48	31.88	8.68	32.13	40.91	54.00	-13.09	Horizontal
7356.00	21.86	36.45	11.75	31.86	38.20	54.00	-15.80	Horizontal
9808.00	21.41	38.43	14.29	31.68	42.45	54.00	-11.55	Horizontal
12310.00	*					54.00		Horizontal
14772.00	*					54.00		Horizontal
17234.00	*					54.00		Horizontal

### Remark:

- 1 Final Level = Receiver Read level + Antenna Factor + Cable Loss – Preamplifier Factor
- 2 “\*”, means this data is the too weak instrument of signal is unable to test.

This document is issued by the Company subject to its General Conditions of Service printed overleaf, available on request or accessible at <http://www.ebotek.cn> and, for electronic format documents, subject to Terms and Conditions for Electronic Documents at <http://www.ebotek.cn>. Attention is drawn to the limitation of liability, indemnification and jurisdiction issues defined therein. Any holder of this document is advised that information contained hereon reflects the Company's findings at the time of its intervention only and within the limits of Client's instructions, if any. The Company's sole responsibility is to its Client and this document does not exonerate parties to a transaction from exercising all their rights and obligations under the transaction documents. This document cannot be reproduced except in full, without prior written approval of the Company. Any unauthorized alteration, forgery or falsification of the content or appearance of this document is unlawful and offenders may be prosecuted to the fullest extent of the law. Unless otherwise stated the results shown in this test report refer only to the sample(s) tested and such sample(s) are retained for 90 days only."



## **8 Test Setup Photo**

Refer to test setup photos.

## **9 EUT Constructional Details**

Refer to EUT external and internal photos.

-----End-----