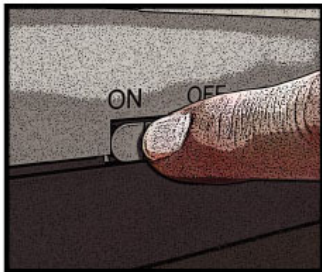


SET-UP INSTRUCTIONS


step 3

SETUP YOUR GENERATION NEX CONSOLE



FLIP THE WIRELESS SWITCH TO THE "ON" POSITION. THIS IS LOCATED ON THE SIDE OF YOUR GENERATION NEX.

POWER ON THE GENERATION NEX. A WIRELESS LOGO WILL LIGHT UP ON THE FRONT OF THE CONSOLE.





OUT OF CONTROL

MESSIAH
ENTERTAINMENT INC.

WWW.PLAYMESSIAH.COM



GENERATION NEX
WIRELESS CONTROLLERS ■ ■ ■ ■

OPERATION INSTRUCTIONS

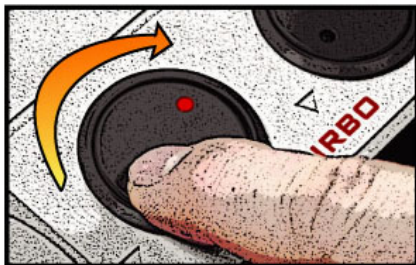
turbo

ACTIVATING TURBO




PRESS THE TURBO BUTTON DIRECTLY ABOVE THE **B** OR **A** ACTION BUTTONS AND A SMALL LED WILL LIGHT UP. PRESS AGAIN TO DEACTIVATE.

USING TURBO



TURN THE TURBO DIAL CLOCKWISE TO INCREASE RAPID-BUTTON-PRESSES. TURN THE DIAL COUNTER-CLOCKWISE TO DECREASE YOUR TURBO SPEED.

ACTIVATING SLOW MOTION



SLIDE THE SLOW SWITCH, LOCATED BELOW THE START BUTTON, TO THE "ON" POSITION TO ACTIVATE SLOW MOTION. TO DEACTIVATE, SIMPLY SLIDE THE SWITCH TO THE "OFF" POSITION.

TROUBLESHOOTING

HAVING TROUBLE

BELOW IS A LIST OF COMMON PROBLEMS AND THEIR SOLUTIONS.

MY WIRELESS ARCADE STICK DOES NOT RESPOND

THE POWER INDICATOR ON THE FRONT OF THE STICK IS NOT LIT UP.

- * CHECK THAT THE BATTERIES ARE INSERTED CORRECTLY.
- * CHECK THAT THE BATTERIES ARE NOT DEAD.
- * MAKE SURE YOU HAVE SELECTED A PLAYER SETTING WITH THE CHANNEL SWITCH.
- * MAKE SURE THE POWER SWITCH IS IN THE "ON" POSITION.

THE POWER INDICATOR ON THE FRONT OF THE STICK IS LIT UP.

TURN THE GENERATION NEX AND ARCADE STICK OFF, WAIT FOR 10 SECONDS
AND THEN TURN THE ARCADE STICK ON FOLLOWED BY THE GENERATION NEX.

PLAYER 1 = CHANNEL 1 OR 3 PLAYER 2 = CHANNEL 2 OR 4

MY WIRELESS ARCADE STICK CUTS IN AND OUT

- CHECK THAT YOUR BATTERIES ARE NOT DEAD, REPLACE THE BATTERIES IF NECESSARY.
- THE STICK ONLY WORKS UP TO 30 FEET FROM YOUR NEX.
YOU MIGHT BE OUT OF RANGE; MOVE CLOSER TO THE NEX IF NECESSARY.
- YOU MAY BE EXPERIENCING INTERFERENCE FROM ANOTHER DEVICE IN YOUR HOME SUCH AS A MICROWAVE, TELEPHONE, OR OTHER WIRELESS DEVICE.
TRY SWITCHING THE STICK TO THE OTHER CHANNEL SETTING.

THE SLOW MOTION DOES NOT SEEM TO FUNCTION.

- TURN OFF THE STICK AND TRY AGAIN.

MY GAME KEEPS PAUSING

- TURN OFF THE SLOW MOTION SWITCH.

MY WIRELESS ARCADE STICK WILL NOT WAKE UP FROM SLEEP MODE

- TURN OFF THE STICK AND THEN TURN IT BACK ON. THIS SHOULD RESET THE SLEEP MODE.