





10.PHOTOGRAPH

10.1.Photos of Power Line Conducted Emission Test




10.2.Photos of Radiated Emission Test






10.3.Photo of 20dB Bandwidth Measurement




10.4.Photo of The Maximum Peak Output Power Measurement



10.5.Photo of Channel Carrier Frequencies Separated Measurement



10.6.Photo of Frequency Hopping System Channel Number Measurement



10.7.Photo of The Average Time Of Occupancy Measurement

