





**AN04T4343 FCC ID: SDGGKB7UIR-3B LCD Panel of Wireless 2-way  
Intelligent Control System**

**Nameplate:**

<p>Use direction</p> <ol style="list-style-type: none"><li>1. Model No.: GKB7UIR-3B/50</li><li>2. Place two 1.5VDC alkaline batteries and follow sign + - direction.</li><li>3. Replace new batteries when the battery icon shows and alarm occurs.</li><li>4. Keys on the left and the right corner are shortcut keys. Please set scenes according to the use manual.</li><li>5. Two side keys on the right are F key and All Off keys. Press  key do All Off function. Press F key then  key do All On function.</li><li>6. Press     keys to select units flash. After selected, press OK key to operate On/Off function.</li></ol> <p> <u>FCC ID: SDGGKB7UIR-3B</u></p> <p>GUANGZHOU GKB ELECTRIC CO., LTD.</p>
--

**Statement:**

This device complies with Part 15 of the FCC Rules. Operation is subject to the following two conditions: (1) this device may not cause harmful interference, and (2) this device must accept any interference received, including interference that may cause undesired operation.

Note: The statement is in the Operating Instructions because of the size of nameplate



*Position of the  
nameplate*