

**Bluetooth Scale  
In Tempered Glass  
USER'S MANUAL**

**Thank you for choosing our product Bluetooth Body Scale, It supports new iPad, iPad mini & iPod Touch 5. We strongly recommend you to read this instruction Manual before you operate the product.**

## **About Bluetooth scale**

**WiTscale is a Bluetooth 4.0 connected digital body scale. WiTscale can seamlessly transmit your personalized weight and BMI data to your iPad. All recorded data can be tracked. Setting up your personalized profile and fitness target will take less than three clicks.**

## **APPS**

**Setting up the body scale to work with your iPad, user needs to download our free Apps from Apple AppStore at [www.apple.com/apps](http://www.apple.com/apps) and search keyword for “WiTscale”.**

**Users can use the App to measure, track, record and share their weight information to extend the scale function. User can still use the scale as stand alone device without the Apps.**

**Note:**

**Currently, our Bluetooth scale only support Bluetooth 4.0 iOS device. Older generations of Bluetooth technology is not supported.**

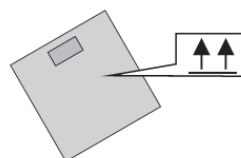
## **Weighing steps**

- 1. Please make sure the battery is installed correctly before you use it.**

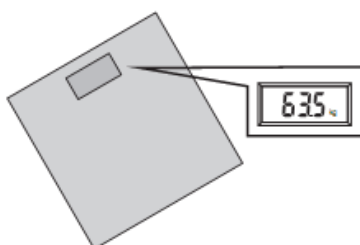
**If no battery, please install 2 pieces AAA battery into battery compartment at the back of scale.**



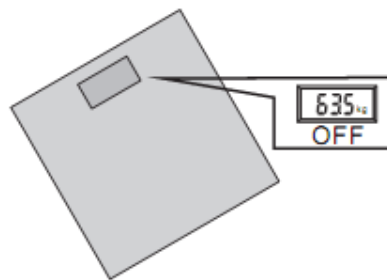
- 2. Put scale on flat hard floor, make sure every pivot touch down.**



- 3. Please stand on the center of the scale directly and keep stably, the scale will power on and the LCD will flash your body weight, then look to read the data.**




4. The scale will auto-power off if not use for 10 seconds.



5. Under the weighing condition when the display show "0.0", you can press the button of back scale to choose units (kg, lb, st).

### Warning indication

● LCD display "Err" means overload, please come down promptly.



● LCD display "LO" means power is not enough, please change the battery.



### Attention

1. Capacity: 5kg-150kg, d=0.1kg, please weighing within this scope, otherwise, the sensor will be damaged.
2. Do not put anything on the glass after weighing, or it will shorten the life of

battery.

3. Only for body weight measure, do not use elsewhere.
4. Do not use chemical detergent for cleaning, soft fabric will be good.
5. Please stand on the center of the glass and keep your feet and the glass face dry, in avoid falling down or slipping.
6. Do not put the scale on rough floor or carpet to weigh. Otherwise, the measure result will not precise.
7. Keep the scale from wet, hot and cold place.
8. Do not jump or rough stomp on scale, do not attempt to disassemble the scale.
9. If it cannot work, please check whether battery touched electrodes or replace battery.

## **FCC STATEMENT**

1. This device complies with Part 15 of the FCC Rules.  
Operation is subject to the following two conditions:
  - (1) This device may not cause harmful interference, and
  - (2) This device must accept any interference received, including interference that may cause undesired operation.
2. Changes or modifications not expressly approved by the party responsible for compliance could void the user's authority to operate the equipment.

## **FCC Radiation Exposure Statement:**

The device has been evaluated to meet general RF exposure requirement.

The device can be used in portable exposure condition without RF striction.