

Test Setup Computer Peripheral




Fig A1: Radiated Emissions Below 1GHz



Fig A2: Radiated Emissions Below 1GHz



Fig A3: Radiated Emissions Below 1GHz



Fig A4: Radiated Emissions Below 1GHz




Fig A5: Radiated Emissions Above 1GHz



Fig A6: EUT close up




Fig A7: Conducted Emission on Mains




Fig A8: Conducted Emission on Mains