



DECLARATION OF CONFORMITY

Manufacturer's Name: IMCADISA S.A.

Address: Pare Llauredor, 172 • 08224 Terrassa, Barcelona (Spain)

Tel.: (34) 93 788 89 92 • Fax: (34) 93 733 28 33

E-mail: imcadisa@imc.es

NIF.: A-08667370

We certify and declare under our sole responsibility, the conformity of the product:


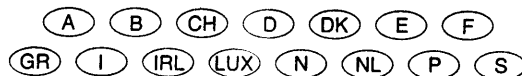
• WALKIE TALKIE BUZZ LIGHT YEAR / Brand: IMC / Ref. 140042 / Made in China

to which this declaration refers to, with the specific series of safety, electromagnetic compatibility and radio tests, specified in the norms:

- ETSI EN 300 220-3 (2000-09)
- Short Range Devices (SRD). Radio equipment to be used in the 25 MHz to 1000 MHz frequency range with power levels ranging up to 500 mW.
- ETSI EN 301 489-3 (2002-04)
- Electromagnetic Compatibility and Radio spectrum Matters (ERM).
- Electromagnetic Compatibility (EMC) standard for Radio equipment and services.
- Specific conditions for Short-Range Devices (SRD) operating on frequencies between 9 kHz and 40 GHz.
- UNE EN 60215 (11-1995) Y UNE EN 60215/A2 (11-1995).
- Safety requirements for radio transmitting equipment.

As per provisions stated in the Directive 99/05/CE, of the European Parliament and of the Council of March 9th, 1999, transposed to the Spanish legislation by means of the Real Decreto 1890/2000, of 20th November 2000.

This product is valid for its use in:



IMCADISA, S.A.

Pare Llauredor, 172

08224 Terrassa (Barcelona) SPAIN

Tel. 93 788 89 92 • Fax 93 733 28 33

e-mail: imcadisa@imc.es


www.imc.es

**TOY
STORY**
AND BEYOND!



140042

WALKIE TALKIE BUZZ LIGHT YEAR • BUZZ LIGHT YEAR WALKIE TALKIE
WALKIE-TALKIE BUZZ LIGHT YEAR • TALKIE-WALKIE BUZZ LIGHT YEAR
WALKIE TALKIE BUZZ LIGHT YEAR



© Disney / Pixar
Visit the Disney Website at www.disney.com/pixar

MANUAL DE INSTRUCCIONES • INSTRUCTIONS FOR USE
GEBRAUCHSANLEITUNG • MANUEL D'INSTRUCTIONS
MANUALE ISTRUZIONI • GEBRUIKSAANWIJZING
MANUAL DE INSTRUÇÕES



THE BUZZ LIGHT YEAR WALKIE TALKIE

Item: 140042 • EAN: 8421134140042

INSTRUCTIONS FOR USE AND OPERATION

Buzz light year walkie talkies from IMC are easy to use and operate. We are confident they will give your children many hours of fun. Thank you for buying them and for the trust shown in one of our products.

To see our extensive product catalogue, we invite you to visit our web page at www.imc.es.

Using a Philips screwdriver, open the battery compartment of the walkie talkies, which is located at the rear, and insert 1 x 9 volt 6LF22 battery (preferably alkaline), respecting the polarity, as shown in the graphic, screw in the cover again for your children's safety. Repeat this operation with the other unit.

To operate the walkie talkies, turn the ON/ OFF volume wheel towards one side. You will hear a click and the LED operational indicator will light up. Adjust the volume to the desired level. Repeat this operation with the other unit.

To talk, press the PUSH TO TALK button, situated on the front part of the toy, and release it to receive a reply. Speak towards the Buzz Light Year microphone/ loudspeaker which is situated on the belt of the toy.

CARE AND SAFETY

To clean the unit, use a slightly moist cloth. Do not use detergents or solvents. In case the device gets wet, turn it off and remove the batteries immediately. Dry the battery compartment with a dry cloth. Leave the battery compartment uncovered all night so that it may dry completely. Do not attempt to use the device until it is completely dry.

WARNING

The construction teams use radio sets. Avoid activating your walkie talkie wherever it might cause interference.

Do not put the toy close to the ear.

WARNING:

- Not recommended for children under 3 years of age. It contains small parts which might be ingested by them.
- Please keep the packaging for future reference as it contains very important information.
- Please note that due to technical improvements this product may differ from the one that appears in the illustration.

- This product requires 2 type 6LF22 batteries (not included).
- The batteries or accumulators must be inserted according to the polarity indicated in the illustration.
- Used batteries or accumulators must be removed from the toy; failure to do so could cause damage.
- Do not mix old batteries with new ones. Do not mix different types of batteries.
- Use only those batteries recommended by the manufacturer or equivalents.
- Do not use rechargeable batteries.
- Non-rechargeable batteries must not be recharged.
- The battery terminals must not be bridged or shorted.
- Changing or handling the batteries must always be carried out under the supervision of an adult.
- Remove the batteries from the compartment if the unit is not going to be used for a long period of time.
- Please respect the environment and deposit used batteries in the containers provided.
- Rechargeable batteries are to be removed from the toy before being charged.
- Rechargeable batteries are only to be charged under adult supervision
- This product operates exclusively with alkaline batteries. Under no circumstances should saline batteries be used.

Warning: Changes or modifications to this unit not expressly approved by the party responsible for compliance could void the user's authority to operate the equipment.

NOTE: This equipment has been tested and found to comply with the limits for a Class B digital device, pursuant to Part 15 of the FCC Rules. These limits are designed to provide reasonable protection against harmful interference in a residential installation. This equipment generates, uses and can radiate radio frequency energy and, if not installed and used in accordance with the instructions, may cause harmful interference to radio communications.

However, there is no guarantee that interference will not occur in a particular installation. If this equipment does cause harmful interference to radio or television reception, which can be determined by turning the equipment off and on, the user is encouraged to try to correct the interference by one or more of the following measures:

Reorient or relocate the receiving antenna.

Increase the separation between the equipment and receiver.

Connect the equipment into an outlet on a circuit different from that to which the receiver is needed.

Consult the dealer or an experienced radio/TV technician for help.



FCC ID : SATIMC200402

This device complies with Part 15 of the FCC Rules. Operation is subject to the following two conditions:
(1) this device may not cause harmful interference, and (2) this device must accept any interference received, including interference that may cause undesired operation.