Lable Location Info

	MATERIAL MATERIAL MATIERE MATERIALE		SURFACE PROTECTION OBERFLAECHENSCHUTZ PROTECTION SUPERFICIELLE PROTEZIONE SUPERFICIALE	
I	PBT GF 30	JED-352-1		
	SEALING JOINT DICHTUNG GUARNIZIONE SILICON SEALING	JED-692-5		
II	CuNiSi R580	JED-826	Sn	1.5-3 µm
III	Al CuBiPb			
IV	PA 66 GF35	JED-359-1		
V	PA 6 GF 15	JED-668-1		

THIS DEVICE CONTAINS A 434 MHz RADIO TRANSMITTER
AND RECEIVER AND MATCHING INTEGRATED PCB ANTENNA:
IT MUST NOT BE MOUNTED DIRECTLY ON A METAL SURFACE:
A CUT-OUT AREA (MIN.65mmx145mm,CENTERED ON ECU)
IN THE MOUNTING BRACKET IS RECOMMENDED

PROPOSED MOUNTING BRACKET
WABCO PARTNO. 446 220 000 4 OR SIMILAR

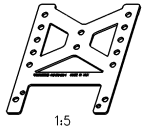

1:5

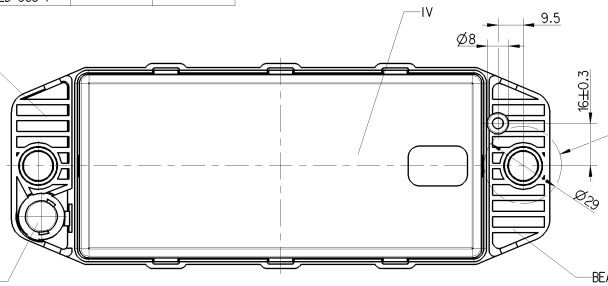

BEARING SURFACE
AUFLAGEFLAECHE
SURFACE D'APPUI
PIANO D'APPOGGIO

FREE SPACE FOR SCREW
FREIRAUM FUER VERSCHRAUBUNG
ESPACE LIBRE POUR RACCORD FILETE
SPAZIO LIBERO PER RACCORDO FILETTATO

TORQUE:
ANZUGSMOMENT: 15 Nm ± 10%
COUPLE DE SERRAGE:
COPPIA DI SERRAGGIO:

BEARING SURFACE
AUFLAGEFLAECHE
SURFACE D'APPUI
PIANO D'APPOGGIO

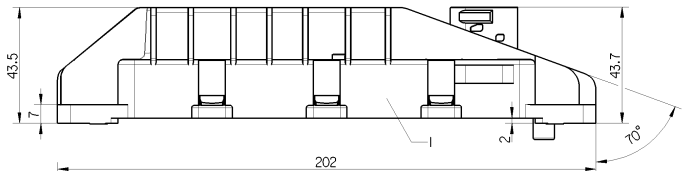

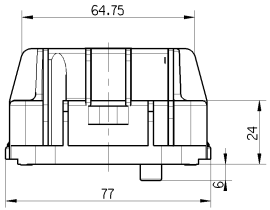

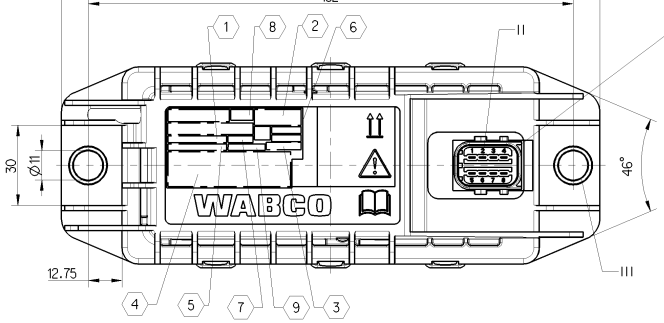

CONNECTOR ACC. TO INTERFACE DRAWING: 858 000 854 4 REV.D1
TYCO DESIGN ACC.TO TYCO DRAWING C-114-18740-1 CODING: A
STECKER GEMAESS SCHNITTSTELLENZEICHNUNG: 858 000 854 4 REV.D1
TYCO AUSFUEHRUNG GEMAESS TYCO ZEICHNUNG C-114-18740-1 KODIERUNG: A
CONNECTEUR SUIVANT DESSIN D'INTERFACE: 858 000 854 4 REV.D1
TYCO REAUSATION SUIVANT TYCO DESSIN: C-114-18740-1 CODIFICATION: A
CONNETTORE SECONDO DISEGNO DI INTERFACCIA: 858 000 854 4 REV.D1
TYCO SOLUZIONE SECONDO TYCO DISEGNO: C-114-18740-1 ESPRESSIONE IN CODICE: A

1:5

INSTALLATION POSITION:
EINBAULAGE:
POSITION D'INSTALLATION:
POSIZIONE DI MONTAGGIO:

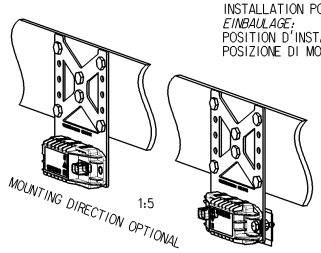

1:5

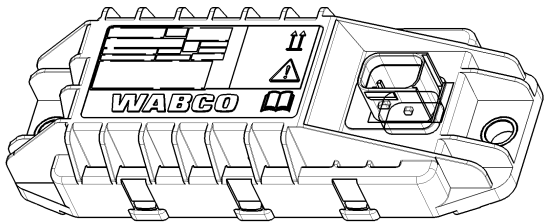

PORT ANSCHLUSS	PORT ATTACCO	FUNCTION FUNKTION	FUNCTION FUNZIONE
1		CAN LOW IN/OUT CAN NIEDRIG IN/OUT	CAN FAIBLE IN/OUT CAN BASSO IN/OUT
2		CAN HIGHT IN/OUT CAN HOCH IN/OUT	CAN HAUPT IN/OUT CAN ELEVATO IN/OUT
3		LAMP OUTPUT (1) OR DIGITAL INPUT(1)* LAMPENAUSGANG (1) ODER DIGITALEINGANG (1)*	PUISSANCE DE LA LAMPE (1) OU ENTREE NUMERIQUE (1)* POTENZA DELLA LAMPADA (1) O INGRESSO DIGITALE (1)*
4		LAMP OUTPUT (2) OR DIGITAL INPUT(2)* LAMPENAUSGANG (2) ODER DIGITALEINGANG (2)*	PUISSANCE DE LA LAMPE (2) OU ENTREE NUMERIQUE (2)* POTENZA DELLA LAMPADA (2) O INGRESSO DIGITALE (2)*
5		CAN - GND CAN - GND	CAN - GND CAN - GND
6		WAK- UP, IGNITION LINE / TERMINAL 15 (INPUT) ZUNDUNG / TERMINAL 15 (INPUT)	REVEILLER, LIGNE DE CONTECT/TERMINAL 15 (INPUT) RISVEGLIARE, LINEA DI ACCENSIONE/ TERMINAL 15 (INPUT)
7		OPERATING VOLTAGE (INPUT TYP +12V, +24V, TERMINAL 30) BETRIEBSSPANNUNG (INPUT TYP +12V, +24V, TERMINAL 30)	TENSION DE FONCTIONEMENT (INPUT TYP +12V, +24V, TERMINAL 30) TENSIONE DI FUNZIONAMENTO (INPUT TYP +12V, +24V TERMINAL 30)
8		VEHICLE GROUND (GND) FAHRZEUGMASSE (GND)	LA MASSE DU VEHICLE (GND) MASSA DEL VEICOLO (GND)

1 SERIAL NUMBER:
FORTSCHRITTZAHL:
NUMERO DE SERIE:
NUMERO DI SERIE:

<2> 2 IEMC HOMOLOGATION MARK:
EMC HOMOLOGIERUNGS ZEICHEN: (E1) 10R - 047583
EMC HOMOLOGATION MARK:
HOMOLOGACIÓN MARCA EMC:

<2> 3 INSPECTION MARK:
PRUEFZEICHEN:
MARQUE DE CONTROLE: SA4-OPTITIRE
STAMPA DI COLLAUDO:

4 FCC NOTICE:
OPERATION IS SUBJECT TO THE FOLLOWING TWO CONDITIONS:
(1) THIS DEVICE MAY NOT CAUSE HARMFUL INTERFERENCE,
AND
(2) THIS DEVICE MUST ACCEPT ANY INTERFERENCE RECEIVED,
INCLUDING INTERFERENCE THAT MAY CAUSE UNDESIRED OPERATION.

5 DEVICE IDENTIFICATION NAME
GERÄTE BEZEICHNUNG
DISPOSITIF IDENTIFICATION NOM
IDENTIFICACIÓN NOMBRE DEL DISPOSITIVO

<2> 6 WABCO LABEL. CONTENTS SEE DOCUMENT 'LABELING INFORMATION'
TYPENSCHILD. ANGABEN SIEHE DOKUMENT 'LABELING INFORMATION'
PLAQUE DE FIRME. INDICATIONS VOIR DOCUMEN 'LABELING INFORMATION'
TARGHETTA. INDICAZIONI VEDERE DOCUMENTO 'LABELING INFORMATION'
(446 220 100 0 DOC. CODE 922)

7 PRI

8 DATE OF MANUFACTURE:
HERSTELLDATUM JED-226 WEEK WEEK / YEAR YEAR
DATE DE FABRICATION: WOCHE WOCHE / JAHR JAHR
DATA DI FABBRICAZIONE:

<2> 9 INSPECTION MARK:
PRUEFZEICHEN:
MARQUE DE CONTROLE: 6970A-OPTITIRE
STAMPA DI COLLAUDO:

VOLTAGE:
SPANNUNG:
VOLTAGE: 8V ... 32V (TYP. +12V, +24V) DC
VOLTAGGIO:

DEGREE OF PROTECTION PROVIDED BY ENCLOSURE:
COMPLETE DEVICE WITH MOUNTED CONNECTOR SOCKET:
SCHUTZART:
KOMPLETTES GERAET MIT MONTIERTER STECKVERBINDUNG:
MODE DE PROTECTION:
APPAREIL COMPLET AVEC L'ACCOUPLEMENT:
MODO DI PROTEZIONE:
APPARECCHIO COMPLETO CON ACCOPPIAMENTO MONTATO:

THERMAL RANGE OF APPLICATION:
THERMISCHER ANWENDUNGSBEREICH: -40°C...+85°C
GAMME D'APPLICATION THERMIQUE
CAMPO TERMICO D'APPLICAZIONE:

NON-OPERATING TEMPERATURE
TEMPERATUR AUßER BETRIEB -40°C...+85°C
TEMPÉRATURE HORS FONCTIONNEMENT
TEMPERATURA FUORI ESERCIZIO

DEVICE SHALL BE OPENED BY MANUFACTURER ONLY
GERAET DARF NUR VOM HERSTELLER GEOEFFNET WERDEN
L'APPAREIL NE DOIT ETRE OUVERT QUE PAR LE FABRICANT
IL APPARECCHIO DEVE ESSERE APERTO PER IL PRODUTTORE SOLAMENTE

NOTE: PLEASE DO NOT TOUCH THE MALE MULTIPOINT CONNECTOR CONTACTS
HINWEIS: KONTAKTSTIFTE BITTE NICHT BERUEHREN
NOTE: S.V.P. NE PAS TOUCHER LES CONTACTS DU CONNECTEUR MALE MULTIBROCHE
NOTA: PER FAVORE NON TOCCARE I CONTATTI DEL CONNETTORE MASCHIO MULTIPLO

INSTALLATION POSITION TO BE DEFINED ACCORDING TO VEHICLE TYPE
FAHRZEUGANBAUORT FAHRZEUGTYPSPEZIFISCH FESTZULEGEN
POSITION D'INSTALLATION DOIT ETRE DEFINIE SUIVANT TYPE DE VEHICULE
POSITIONE DI MONTAGGIO DEVE ESSERE DETERMINATA SECONDO TIPO VEICOLO

FURTHER TECHNICAL DATA SEE PRODUCT SPECIFICATION (DOC. CODE 035)
WEITERE TECHNISCHE DATEN SIEHE PRODUKTSPEZIFIKATION
POUR AUTRES DONNEES TECHNIQUES VOIR SPECIFICATION DU PRODUIT
PER ULTERIORI DATI TECNICI VEDERE SPECIFICA DI PRODOTTO

NO PAINTING ALLOWED
LACKIERUNG NICHT ZULAESSIG
NON ADMIS PEINTURE
NO PITTURA ANMESSI

General Specification: JED-334-1 , Size ISO 14405 LP
Further Technical Data:
Doc. Code: Sheet: To

General Tolerances JED-261

Class 1)	Range of Nominal Dimensions (± mm) ≤ 50	> 50 ≤ 180	> 180 ≤ 400	> 400	
Fine		0.5	1.0	1.5	2.0	±3°
Medium	X	1.0	2.0	3.0	4.0	
Coarse		2.0	3.5	5.0	6.5	

Tapped Holes acc.:
1) Tolerance Class Applied Crossmarked

Copyright WABCO®

Date	Signature
Drawn 2015-05-06	Bielczacka
Checked 2015-05-06	Cornelius
Expert Cornelius	

WABCO

ECU OpliTire

Mass	Scale	Material No.	Date of first issue: 2015-05-11		
0.255 KG	1:1 (1:5)	446 220 100 0	Doc.Code 005	Language MIL	Sheet 1/1
Size A 1	CAD System CREO	ECN-No. -	Revision A	Tiche. Resp. 6031	Replacement for

100mm

Tous Communication ou reproduction de ce document, toute exploitation ou communication de son contenu sont interdites, sauf autorisation écrite. Tous droits de propriété intellectuelle réservés, notamment en matière de brevets et de modèles.

Weitergabe sowie Vervielfältigung dieser Unterlage, Verwertung und Mitteilung ihres Inhalts nicht gestattet, soweit nicht ausdrücklich gestattet. Zuwiderhandlungen verpflichten zu Schadensersatz. Alle Rechte vorbehalten für Patentierung oder Gebrauchsmustereintragung vorbehalten.

Non è permesso consegnare a terzi o riprodurre questo documento, né utilizzare il contenuto o renderlo conosciuto salvo o tranne che per autorizzazione scritta. Tutti i diritti di proprietà intellectuale sono riservati, in particolare quelli relativi a brevetti o modelli.

Copying of this document and giving it to others and the use or communication of the contents thereof, are forbidden without express authority. Offenders are liable to the payment of damages. All rights are reserved in the event of the grant of patent or registration of a utility model or design. This document is the subject of copyright.