


## 11. SETUP PHOTOS


### ANTENNA PORT CONDUCTED RF MEASUREMENT SETUP



**RADIATED RF MEASUREMENT SETUP**



RADIATED BACK PHOTO




**POWERLINE CONDUCTED EMISSIONS MEASUREMENT SETUP**

LINE CONDUCTED FRONT PHOTO



LINE CONDUCTED BACK PHOTO



**END OF REPORT**