

14 Exhibit B - EUT Setup Photographs

14.1 AC Line Conducted Emissions

AC/DC Adapter Powered Front View




AC/DC Adapter Powered Side View



POE Powered Front View




POE Powered Side View



14.2 Radiated Emission


Below 1 GHz Rear View at 3 Meter



Below 1 GHz Front View at 3 Meter



Above 1 GHz Rear View at 3 Meter



Above 1 GHz Front View at 3 Meter

