

16 Exhibit B - EUT Setup Photographs


16.1 Conducted Emissions AC/DC Adapter Powered Front View




16.2 Conducted Emissions AC/DC Adapter Powered Side View



16.3 Conducted Emissions POE Powered Front View




16.4 Conducted Emissions POE Powered Side View



16.5 Radiated Emission Front View at 3 Meter



16.6 Radiated Emission below 1 GHz Rear View at 3 Meter



16.7 Radiated Emission above 1 GHz Rear View at 3 Meter

