



13 Exhibit B - EUT Setup Photographs

13.1 AC Line Conducted Emissions POE Powered Front View



13.2 AC Line Conducted Emissions POE Powered Side View




13.3 Radiated Emission below 1 GHz Front View



13.4 Radiated Emission below 1 GHz Rear View



13.5 Radiated Emission above 1 GHz Front View



13.6 Radiated Emission above 1 GHz Rear View

