


## 16 Exhibit B - EUT Setup Photographs


### 16.1 Conducted Emissions - POE Powered Front View




### 16.2 Conducted Emissions POE Powered Side View




### 16.3 Radiated Emission below 1 GHz Front View



### 16.4 Radiated Emission below 1 GHz Rear View



### 16.5 Radiated Emission above 1 GHz Front View



### 16.6 Radiated Emission above 1 GHz Rear View

