



AFC Device (DUT) Test Report

FCC ID : S9GR560
Equipment : R560 Access Point
Brand Name : Ruckus
Model Name : R560
Applicant : Ruckus Wireless Inc
350 West Java Drive, Sunnyvale, CA 94089
Manufacturer : Ruckus Wireless Inc
350 West Java Drive, Sunnyvale, CA 94089
Standard : FCC Part 15.407

The product was received on Aug. 29, 2023 and testing was performed from Feb. 23, 2024 to Mar. 10, 2024. We, Sporton International (USA) Inc., would like to declare that the tested sample has been evaluated in accordance with the test procedures given in WiFi Alliance AFC Device (DUT) Compliance Test Plan Version 1.5 and has been in compliance with the applicable technical standards.

The test results in this report apply exclusively to the tested model / sample. Without written approval of Sporton International (USA) Inc., the test report shall not be reproduced except in full.

Approved by: Neil Kao

Sporton International (USA) Inc.
1175 Montague Expressway, Milpitas, CA 95035

Table of Contents

History of This Test Report	3
1. Administration Data	4
1.1 Testing Laboratory	4
1.2 Applicant	4
1.3 Manufacturer	4
1.4 Applied Standard	5
2. General Information	5
2.1 Description of Device Under Test (DUT)	5
2.2 Protocol Test Summary	7
2.3 Support Equipment	9
2.4 Measuring Equipment List	9
2.5 Measurement Uncertainty	9
3. Measurement Environment	10
3.1 Test configuration	10
4. Protocol Test Results	11
4.1 Successful registration and spectrum access request	11
4.2 AFCD.RSA Test Vector	15
4.3 AFCD.RSA RF Transmit Power Measurement – BW 20MHz	15
4.4 AFCD.RSA RF Transmit Power Measurement – BW 40MHz	18
4.5 AFCD.RSA RF Transmit Power Measurement – BW 80MHz	21
4.6 AFCD.RSA RF Transmit Power Measurement – BW 160MHz	24
4.7 Unsuccessful spectrum access request	27
4.8 AFCD.USA Test Vectors	28
4.9 Successful spectrum access update	29
4.10 AFCD.SAU Test Vectors	33
4.11 AFCD.SAU RF Transmit Power Measurement	34
4.12 Unsuccessful spectrum access update	37
4.13 AFCD.UAU Test Vectors	40
4.14 Unsuccessful server validation	41
4.15 AFCD.USV Test Vectors	42

Appendix A. Setup Photographs

Appendix B. AFC Test Logs

History of this test report

Report No.	Version	Description	Issue Date
FR230830001	01	Initial issue of report	Apr. 09, 2024

Conformity Assessment Condition:

1. The test results (PASS/FAIL) with all measurement uncertainty excluded are presented against the regulation limits or in accordance with the requirements stipulated by the applicant/manufacture who shall bear all the risks of non-compliance that may potentially occur if measurement uncertainty is taken into account.
2. The measurement uncertainty please refer to each test result in the section "Measurement Uncertainty".

Disclaimer:

The product specifications of the DUT presented in the test report that may affect the test assessments are declared by the manufacturer who shall take full responsibility for the authenticity.



1. Administration Data

1.1 Testing Laboratory

Test Site	Sporton International (USA) Inc.
Test Site Location	1175 Montague Expressway, Milpitas, CA 95035 TEL: (408) 904-3300
Test Site No.	Sporton Site No.
	TH01-CA
Test Engineer	Thomas Chen
Temperature	21 ~ 24 °C
Relative Humidity	48 ~ 53 %

FCC Designation No.: US1250

1.2 Applicant

Company Name	Ruckus Wireless Inc
Address	350 West Java Drive, Sunnyvale, CA 94089

1.3 Manufacturer

Company Name	Ruckus Wireless Inc
Address	350 West Java Drive, Sunnyvale, CA 94089

1.4 Applied Standard

According to the specifications declared by the manufacturer, the DUT must comply with the requirement of the following standards:

Standards	[n.1]. FCC Part 15.407
	[n.2]. FCC KDB 987594 D01 U-NII 6GHz General Requirements v02r02
	[n.3]. FCC KDB 987594 D05 AFC DUT Test Harness Testing v01r01
	[n.4]. WiFi Alliance AFC System to AFC Device Interface Specification v1.5, 5 May 2023
	[n.5]. WiFi Alliance AFC Device (DUT) Compliance Test Plan v1.5, 27 Jun 2023
	[n.6]. WiFi Alliance AFC Device (DUT) Compliance Test Vectors v1.2, 27 Jun 2023
	[n.7]. ANSI C63.10-2013

Remark: All the test items were validated and recorded in accordance with the standards without any modification during the testing.

2. General Information

2.1 Description of Device Under Test (DUT)

Product Feature & Specification	
EUT Type	R560 Access Point
Brand Name	Ruckus
Model Name	R560
FCC ID	S9GR560
Device Under Test Type	<input checked="" type="checkbox"/> Standard Power Access Point (SP AP) <input type="checkbox"/> Fixed Client
Domain Proxy support	<input checked="" type="checkbox"/> with Domain Proxy <input type="checkbox"/> without Domain Proxy
Deployment	<input checked="" type="checkbox"/> Indoor <input type="checkbox"/> Outdoor
DUT HW Version	rev.6
DUT FW Version	122.0.0.0.17091569
DUT SW Version	122.0.0.0.17091569
DUT Serial Number	42239005316
Domain Proxy SW Version	v1.0.0

Note: The antenna gain used for the following sections is from antenna report.

AFC DUT general capabilities declaration		
Item	Question	Vendor response
1	AFC DUT Type.	<input checked="" type="checkbox"/> Standard Power Access Point (6SD) <input type="checkbox"/> Fixed Client (6FC) <input checked="" type="checkbox"/> Domain Proxy
2	Does the AFC DUT support sending an Available Spectrum Inquiry Request based on the inquiredFrequencyRange field	No (Yes/No)
3	Does the AFC DUT support sending an Available Spectrum Inquiry Request based on the inquired Channels fields?	Yes (Yes/No)
4 (For 2, 3)	If the Answer to Items 2 and 3 is "Yes", what is AFC DUT's default inquiry type?	<input type="checkbox"/> Frequency based <input type="checkbox"/> Channel based <input type="checkbox"/> Both <input checked="" type="checkbox"/> N/A
5	Does the AFC DUT need to be supplied with BSS configuration parameters?	Yes (Yes/No)
6	Does the AFC DUT manufacturer attest to AFC DUT compliance with rules for LPI operation?	Yes (Yes/No)
7	Does the AFC DUT need to be supplied with mandatory registration information to formulate an Available Spectrum Inquiry Request	No (Yes/No)
8 (For 7)	If the Answer to Item 7 is "Yes". What is the geographic Supported by the AFC DUT?	<input type="checkbox"/> Ellipse <input type="checkbox"/> Linear Polygon <input type="checkbox"/> Radial Polygon <input checked="" type="checkbox"/> N/A
9	Does the AFC DUT support 160 MHz channel width operation?	Yes (Yes/No)
10	Which method does AFC DUT acting as a Fixed Client uses for sending an Available Spectrum Inquiry Request?	<input type="checkbox"/> In-band <input type="checkbox"/> Out-of-band <input checked="" type="checkbox"/> N/A

2.2 Protocol Test Summary

Section	Test Case ID	Test Description	FCC Requirement	Short Description	Test Result
4.1	AFCD.RSA	Successful registration and spectrum access request	47 CFR Section 15.407(k)(1)	Transmit only as instructed by AFC System	PASS
			47 CFR Section 15.407(k)(8)(i)	Register with AFC System prior to initial transmission	
			47 CFR Section 15.407(k)(8)(ii)	Provide required registration parameters	
			47 CFR Section 15.407(k)(8)(iii)	Registration either directly or via proxy	
			47 CFR Section 15.407(l)(ii)	Determination of appropriate channel configuration implied by AFC System response	
			47 CFR 15.407(k)(8)(iv)	Must contact an AFC system at least once per day to obtain the latest list of available frequencies and the maximum permissible power	
4.2	AFCD.USA	Unsuccessful registration and spectrum access request	47 CFR Section 15.407(k)(1)	Transmit only as instructed by AFC System	PASS
			47 CFR Section 15.407(k)(8)(i)	Register with AFC System prior to initial transmission	
			47 CFR Section 15.407(k)(8)(ii)	Provide required registration parameters	
			47 CFR Section 15.407(k)(8)(iii)	Registration either directly or via proxy	

Section	Test Case ID	Test Description	FCC Requirement	Short Description	Test Result
4.3	AFCD.SAU	Successful spectrum access update	47 CFR Section 15.407(k)(8)(i)	Register with AFC System after change of location	PASS
			47 CFR Section 15.407(k)(8)(ii)	Update AFC System upon change of registration parameters	
			47 CFR Section 15.407(k)(9)(i)	Report location and uncertainty from power-off condition	
4.4	AFCD.UAU	Unsuccessful spectrum access update	47 CFR Section 15.407(k)(8)(i)	Register with AFC System after change of location	PASS
			47 CFR Section 15.407(k)(8)(ii)	Update AFC System upon change of registration parameters	
			47 CFR Section 15.407(k)(9)(i)	Report location and uncertainty from power-off condition	
4.5	AFCD.USV	Unsuccessful server validation	47 CFR Section 15.407(k)(8)(v)	Incorporate adequate security measurements to prevent it from accessing AFC systems not approved by the FCC	PASS

Note: For Protocol Test Results, please find the Appendix B for AFC Test Logs.

2.3 Support Equipment

Name	Manufacturer	Type/Model	Serial Number	FCC ID
Smart phone	Google	Pixel 8 Pro	39031FDJG006Q2	A4RG8V0U

2.4 Measuring Equipment List

Name	Manufacturer	Type/Model	Serial Number	Calibration	
				Last Cal.	Due Date
Spectrum Analyzer	Rohde & Schwarz	FSV3044	101128	Oct. 16, 2023	Oct. 15, 2024

2.5 Measurement Uncertainty

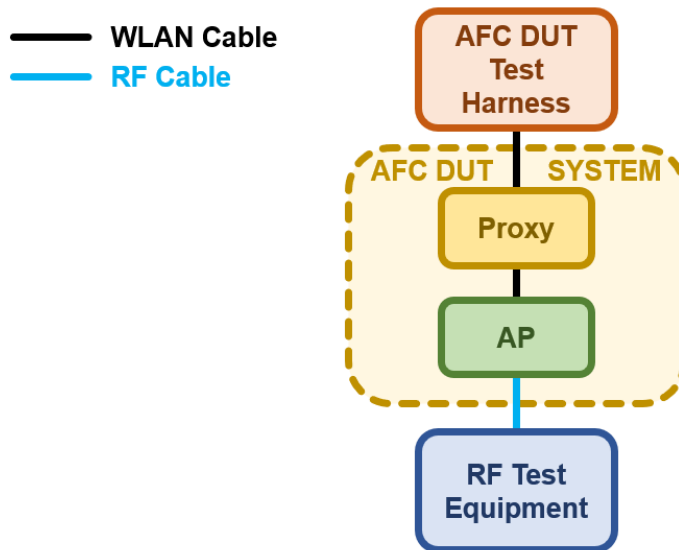
Uncertainty of Conducted Power Measurement

Measuring Uncertainty for a Level of Confidence of 95% ($U = 2uc(y)$)	0.43dB
---	--------

3. Measurement Environment

Measurement Environment Information	
AFC DUT Test Harness	AFC DUT Test Harness Version (2.0.65.148)
Operating System	Ubuntu 22.04
TLS version	V 1.2

3.1 Test configuration



Proxy representing one Standard Power Access Points Test Setup

4. Protocol Test Results

4.1 Successful registration and spectrum access request

#	Description	Results
1	If the AFC DUT is Standard Power Access Point, go to Step 2, else go to Step 12	Go to step 2
2	AFC DUT set to Initial Pre-test State. If needed (see Table 5 declaration), configure the AFC DUT with BSS parameters per Table 9 and a temporary test regulatory identifier (e.g., FCC ID), geographic coordinates, antenna height, and uncertainty parameters. Configure the AFC DUT with AFC System URL and server root certificate. Trigger the AFC DUT to send to the AFC DUT Test Harness an Available Spectrum Inquiry Request.	Done
3	AFC DUT sends a valid Available Spectrum Inquiry Request containing the inquiredFrequencyRange and/or the inquiredChannels fields*.	PASS
4	AFC DUT Test Harness validates the presence of mandatory registration information	PASS
5	AFC DUT Test Harness sends an Available Spectrum Inquiry Response containing a list of available frequency ranges and/or channels and the maximum permissible transmit power in the availableFrequencyInfo and/or availableChannelInfo fields.	Done

#	Description	Results
6	<p>Throughout Step 1 to Step 4, RF Test Equipment monitors the output of the AFC DUT to confirm that the AFC DUT does not transmit:</p> <ul style="list-style-type: none"> ● In the band if the AFC DUT supports only SP operation <p>Or</p> <ul style="list-style-type: none"> ● Above LPI limits for AFC DUT whose manufacturer attests to its compliance with rules for LPI operation <p>Wait for 60 seconds</p> <p>RF Test Equipment monitors any transmission by the AFC DUT conforms to the following:</p> <ul style="list-style-type: none"> ● For SP only operation, AFC DUT conforms to the conditions contained in the Available Spectrum Inquiry Response and does not exceed emissions limits in adjacent frequencies. ● For AFC DUT whose manufacturer attests to its compliance with rules for LPI operation, AFC DUT transmit power in the band is less than CEILING [LPI limits, SP limits contained in the Available Spectrum Inquiry Response] and does not exceed emissions limits in adjacent frequencies. 	PASS
7	Trigger the AFC DUT to send to the AFC DUT Test Harness an Available Spectrum Inquiry Request.	Done
8	AFC DUT sends a valid Available Spectrum Inquiry Request containing the inquiredFrequencyRange and/or the inquiredChannels fields*.	PASS
9	AFC DUT Test Harness validates the presence of mandatory registration information	PASS
10	AFC DUT Test Harness sends an Available Spectrum Inquiry Response containing a list of available frequency ranges and/or channels and the maximum permissible transmit power in the availableFrequencyInfo and/or availableChannelInfo fields which are significantly different from Step 5.	Done

#	Description	Results
11	<p>Wait for 5 minutes (configurable)</p> <p>RF Test Equipment monitors any transmission by the AFC DUT conforms to the following:</p> <ul style="list-style-type: none"> For SP only operation, AFC DUT conforms to the conditions contained in the latest Available Spectrum Inquiry Response and does not exceed emissions limits in adjacent frequencies. For AFC DUT whose manufacturer attests to its compliance with rules for LPI operation, AFC DUT transmit power in the band is less than CEILING [LPI limits, SP limits contained in the latest Available Spectrum Inquiry Response] and does not exceed emissions limits in adjacent frequencies. 	PASS
12	If the AFC DUT is Fixed Client, go to Step 13 else Stop the test	Test end
13	The AFC DUT set to Initial Pre-test State.	Not applicable
14	<p>If needed (see Table 5 declaration), configure the AFC DUT with a temporary test regulatory identifier (e.g., FCC ID), geographic coordinates, antenna height, and uncertainty parameters.</p> <p>Configure the AFC DUT with AFC System URL and server root certificate.</p> <p>Trigger the AFC DUT to send to the AFC DUT Test Harness an Available Spectrum Inquiry Request using either In-band or Out-of-band methods.</p>	Not applicable
15	AFC DUT sends a valid Available Spectrum Inquiry Request containing the inquiredFrequencyRange and/or the inquiredChannels fields*	Not applicable
16	AFC DUT Test Harness validates the presence of mandatory registration information	Not applicable
17	AFC DUT Test Harness sends an Available Spectrum Inquiry Response containing a list of available frequency ranges and/or channels and the maximum permissible transmit power in the availableFrequencyInfo and/or availableChannelInfo fields.	Not applicable
18	If AFC DUT used Out-of-band method, initiate connection procedure between AFC DUT and SP Access Point by following instructions provided by the AFC DUT Vendor	Not applicable

#	Description	Results
19	Wait for 60 seconds RF Test Equipment monitors any transmission by the AFC DUT conforms to the conditions contained in the Available Spectrum Inquiry Response and does not exceed emissions limits in adjacent frequencies	Not applicable
20	Trigger the AFC DUT to send to the AFC DUT Test Harness an Available Spectrum Inquiry Request using either In-band or Out-of-band methods	Not applicable
21	AFC DUT sends a valid Available Spectrum Inquiry Request containing the inquiredFrequencyRange and/or the inquiredChannels fields*	Not applicable
22	AFC DUT Test Harness validates the presence of mandatory registration information	Not applicable
23	AFC DUT Test Harness sends an Available Spectrum Inquiry Response containing a list of available frequency ranges and/or channels and the maximum permissible transmit power in the availableFrequencyInfo and/or availableChannelInfo fields which are significantly different from Step 17.	Not applicable
24	If AFC DUT used Out-of-band method, initiate connection procedure between AFC DUT and SP Access Point by following instructions provided by the AFC DUT Vendor	Not applicable
25	Wait for 60 seconds (configurable) RF Test Equipment monitors any transmission by the AFC DUT conforms to the conditions contained in the latest Available Spectrum Inquiry Response and does not exceed emissions limits in adjacent frequencies	Not applicable

4.2 AFCD.RSA Test Vector

Test Vector	Test Category	Results
AFCD.RSA	Successful registration and spectrum access request	PASS

4.3 AFCD.RSA RF Transmit Power Measurement – BW 20MHz

LPI Mode						
Center Frequency [MHz]	BW [MHz]	Antenna Polarization	SA Reading PSD [dBm/MHz]	Antenna Gain [dBi]	Total EIRP PSD [dBm/MHz]	FCC EIRP PSD Limit [dBm/MHz]
6295	20	H	0.66	3.90	4.56	5
		V	0.55	4.40	4.95	

SP AP Mode						
Center Frequency [MHz]	BW [MHz]	Antenna Polarization	SA Reading Power [dBm]	Antenna Gain [dBi]	Total EIRP [dBm]	Max. EIRP Limit [dBm]
6295	20	H	17.90	3.90	21.80	34.21
		V	17.12	4.40	21.52	
6695		H	17.14	3.60	20.74	31.81
		V	16.88	4.10	20.98	

Note 1: The path loss between the DUT and the Spectrum Analyzer has been offset and configured in the Spectrum Analyzer.

Note 2: The Max. EIRP Limit is granted by the AFC DUT test harness in the spectrum response during testing.

Note 3: The RF transmission does not maintain a fixed MCS data rate during the AFC test, so the measured power level may not be the worst-case power as shown in Part 15E RF test report.

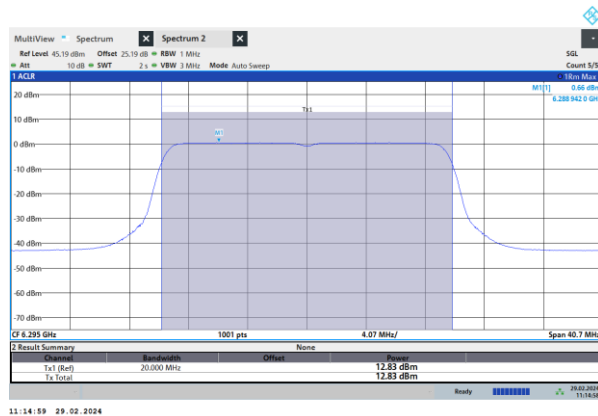
LPI Mode FCC EIRP PSD Limit 5 dBm/MHz

DUT Center Frequency 6295 MHz, Bandwidth 20 MHz

Antenna Polarization: H

SA Reading PSD: 0.66 dBm/MHz

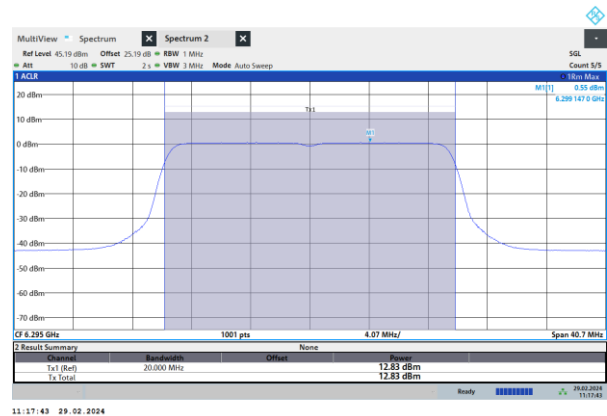
Total EIRP PSD: 4.56 dBm/MHz



Antenna Polarization: V

SA Reading PSD: 0.55 dBm/MHz

Total EIRP PSD: 4.95 dBm/MHz



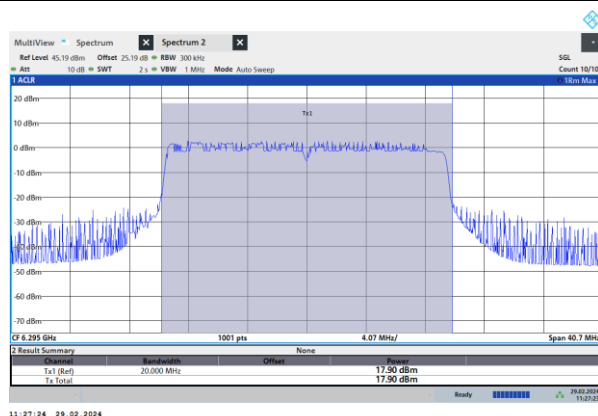
SP AP Mode Max. EIRP Limit 34.21 dBm

DUT Center Frequency 6295 MHz, Bandwidth 20 MHz

Antenna Polarization: H

SA Reading Power: 17.90 dBm

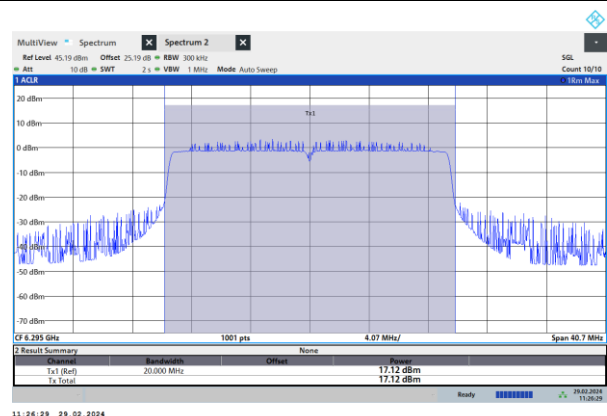
Total EIRP: 21.80 dBm



Antenna Polarization: V

SA Reading Power: 17.12 dBm

Total EIRP: 21.52 dBm



SP AP Mode Max. EIRP Limit 31.81 dBm

DUT Center Frequency 6695 MHz, Bandwidth 20 MHz

Antenna Polarization: H

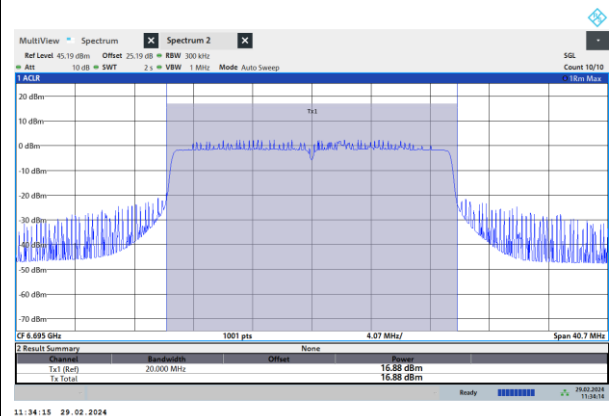
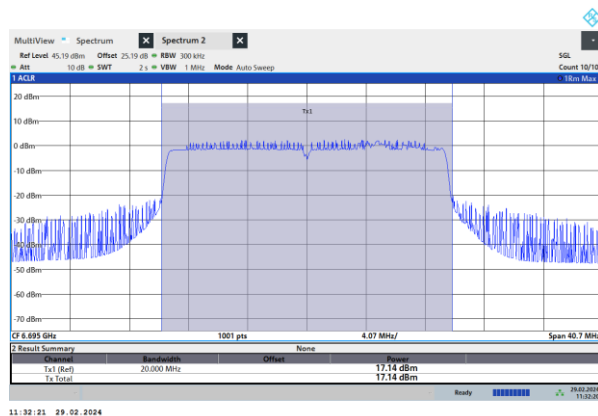
SA Reading Power: 17.14 dBm

Total EIRP: 20.74 dBm

Antenna Polarization: V

SA Reading Power: 16.88 dBm

Total EIRP: 20.98 dBm



4.4 AFCD.RSA RF Transmit Power Measurement – BW 40MHz

LPI Mode						
Center Frequency [MHz]	BW [MHz]	Antenna Polarization	SA Reading PSD [dBm/MHz]	Antenna Gain [dBi]	Total EIRP PSD [dBm/MHz]	FCC EIRP PSD Limit [dBm/MHz]
6365	40	H	0.34	3.90	4.24	5
		V	0.34	4.40	4.74	

SP AP Mode						
Center Frequency [MHz]	BW [MHz]	Antenna Polarization	SA Reading Power [dBm]	Antenna Gain [dBi]	Total EIRP [dBm]	Max. EIRP Limit [dBm]
6285	40	H	17.23	3.90	21.13	33.36
		V	17.93	4.40	22.33	
6725		H	17.68	3.60	21.28	33.30
		V	18.50	4.10	22.60	

Note 1: The path loss between the DUT and the Spectrum Analyzer has been offset and configured in the Spectrum Analyzer.

Note 2: The Max. EIRP Limit is granted by the AFC DUT test harness in the spectrum response during testing.

Note 3: The RF transmission does not maintain a fixed MCS data rate during the AFC test, so the measured power level may not be the worst-case power as shown in Part 15E RF test report.

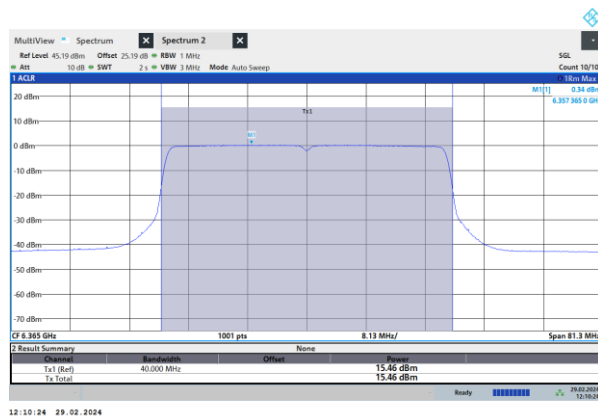
LPI Mode FCC EIRP PSD Limit 5 dBm/MHz

DUT Center Frequency 6365 MHz, Bandwidth 40 MHz

Antenna Polarization: H

SA Reading PSD: 0.34 dBm/MHz

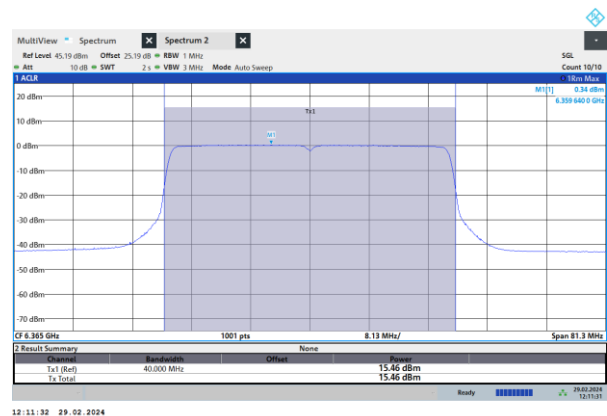
Total EIRP PSD: 4.24 dBm/MHz



Antenna Polarization: V

SA Reading PSD: 0.34 dBm/MHz

Total EIRP PSD: 4.74 dBm/MHz



SP AP Mode Max. EIRP Limit 33.36 dBm

DUT Center Frequency 6285 MHz, Bandwidth 40 MHz

Antenna Polarization: H

SA Reading Power: 17.23 dBm

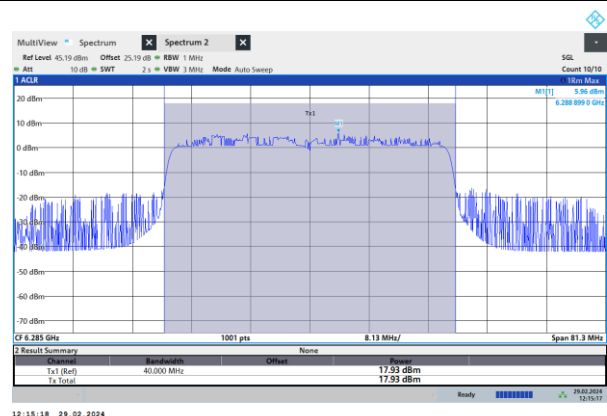
Total EIRP: 21.13 dBm



Antenna Polarization: V

SA Reading Power: 17.93 dBm

Total EIRP: 22.33 dBm



SP AP Mode Max. EIRP Limit 33.30 dBm

DUT Center Frequency 6725 MHz, Bandwidth 40 MHz

Antenna Polarization: H

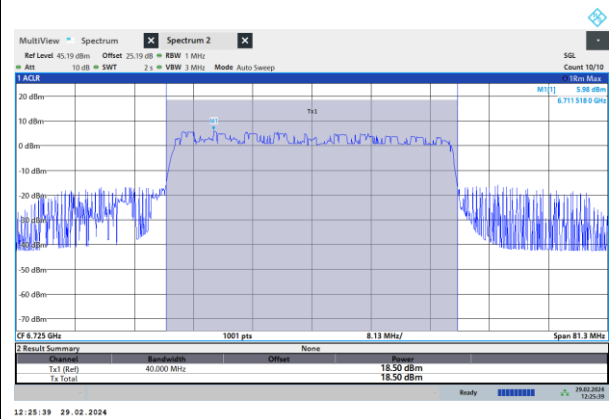
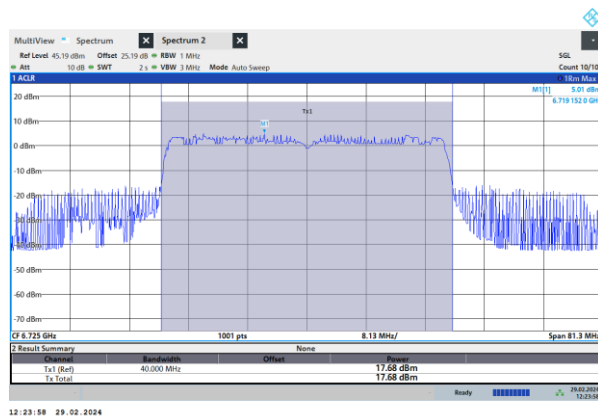
SA Reading Power: 17.68 dBm

Total EIRP: 21.28 dBm

Antenna Polarization: V

SA Reading Power: 18.50 dBm

Total EIRP: 22.60 dBm



4.5 AFCD.RSA RF Transmit Power Measurement – BW 80MHz

LPI Mode						
Center Frequency [MHz]	BW [MHz]	Antenna Polarization	SA Reading PSD [dBm/MHz]	Antenna Gain [dBi]	Total EIRP PSD [dBm/MHz]	FCC EIRP PSD Limit [dBm/MHz]
6705	80	H	-0.29	3.60	3.31	5
		V	-0.48	4.10	3.62	

SP AP Mode						
Center Frequency [MHz]	BW [MHz]	Antenna Polarization	SA Reading Power [dBm]	Antenna Gain [dBi]	Total EIRP [dBm]	Max. EIRP Limit [dBm]
6625	80	H	18.60	3.60	22.20	33.31
		V	18.66	4.10	22.76	
6225		H	18.51	3.90	22.41	31.99
		V	18.36	4.40	22.76	

Note 1: The path loss between the DUT and the Spectrum Analyzer has been offset and configured in the Spectrum Analyzer.

Note 2: The Max. EIRP Limit is granted by the AFC DUT test harness in the spectrum response during testing.

Note 3: The RF transmission does not maintain a fixed MCS data rate during the AFC test, so the measured power level may not be the worst-case power as shown in Part 15E RF test report.

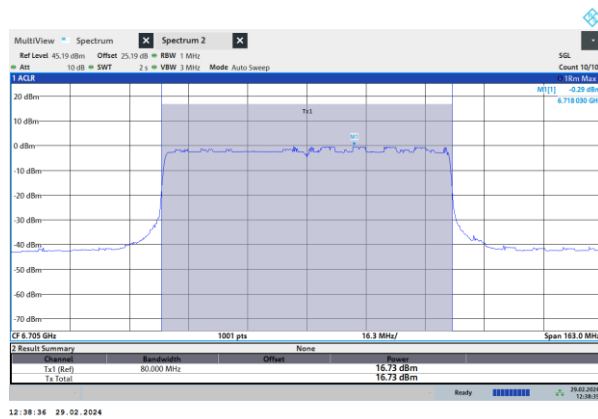
LPI Mode FCC EIRP PSD Limit 5 dBm/MHz

DUT Center Frequency 6705 MHz, Bandwidth 80 MHz

Antenna Polarization: H

SA Reading PSD: -0.29 dBm/MHz

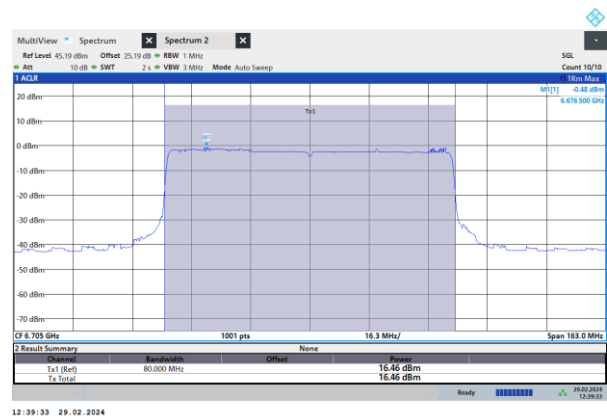
Total EIRP PSD: 3.31 dBm/MHz



Antenna Polarization: V

SA Reading PSD: -0.48 dBm/MHz

Total EIRP PSD: 3.62 dBm/MHz



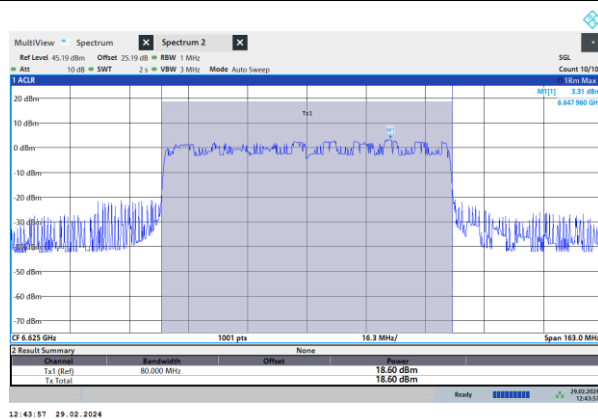
SP AP Mode Max. EIRP Limit 33.31 dBm

DUT Center Frequency 6625 MHz, Bandwidth 80 MHz

Antenna Polarization: H

SA Reading Power: 18.60 dBm

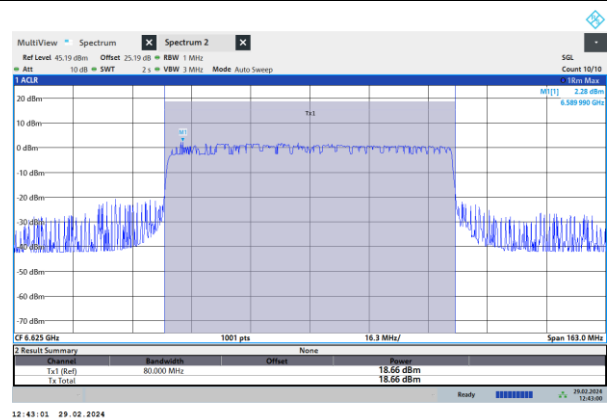
Total EIRP: 22.20 dBm



Antenna Polarization: V

SA Reading Power: 18.66 dBm

Total EIRP: 22.76 dBm



SP AP Mode Max. EIRP Limit 31.99 dBm

DUT Center Frequency 6225 MHz, Bandwidth 80 MHz

Antenna Polarization: H

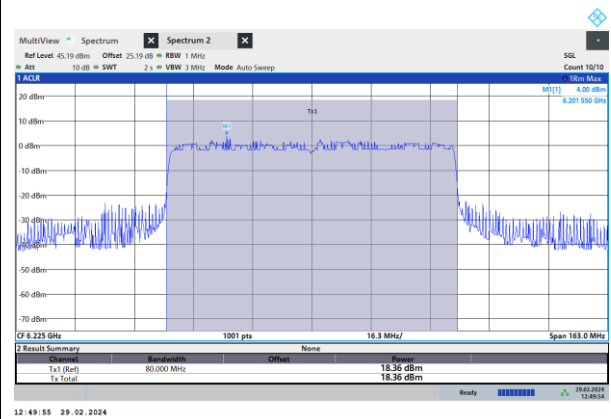
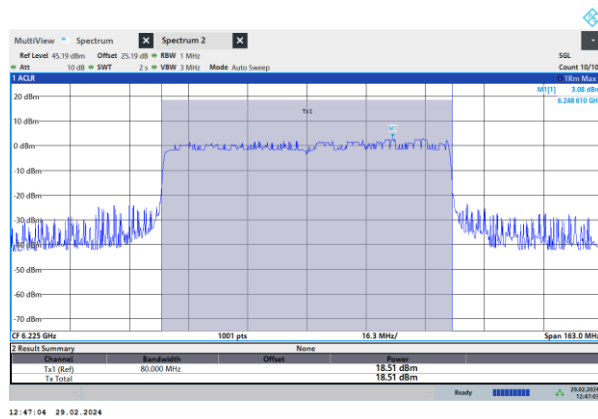
SA Reading Power: 18.51 dBm

Total EIRP: 22.41 dBm

Antenna Polarization: V

SA Reading Power: 18.36 dBm

Total EIRP: 22.76 dBm



4.6 AFCD.RSA RF Transmit Power Measurement – BW 160MHz

LPI Mode						
Center Frequency [MHz]	BW [MHz]	Antenna Polarization	SA Reading PSD [dBm/MHz]	Antenna Gain [dBi]	Total EIRP PSD [dBm/MHz]	FCC EIRP PSD Limit [dBm/MHz]
6185	160	H	-0.66	3.90	3.24	5
		V	-0.77	4.40	3.63	

SP AP Mode						
Center Frequency [MHz]	BW [MHz]	Antenna Polarization	SA Reading Power [dBm]	Antenna Gain [dBi]	Total EIRP [dBm]	Max. EIRP Limit [dBm]
6665	160	H	19.26	3.60	22.86	32.54
		V	19.45	4.10	23.55	
6345		H	19.06	3.90	22.96	34.12
		V	19.19	4.40	23.59	

Note 1: The path loss between the DUT and the Spectrum Analyzer has been offset and configured in the Spectrum Analyzer.

Note 2: The Max. EIRP Limit is granted by the AFC DUT test harness in the spectrum response during testing.

Note 3: The RF transmission does not maintain a fixed MCS data rate during the AFC test, so the measured power level may not be the worst-case power as shown in Part 15E RF test report.

LPI Mode FCC EIRP PSD Limit 5 dBm/MHz

DUT Center Frequency 6185 MHz, Bandwidth 160 MHz

Antenna Polarization: H

SA Reading PSD: -0.66 dBm/MHz

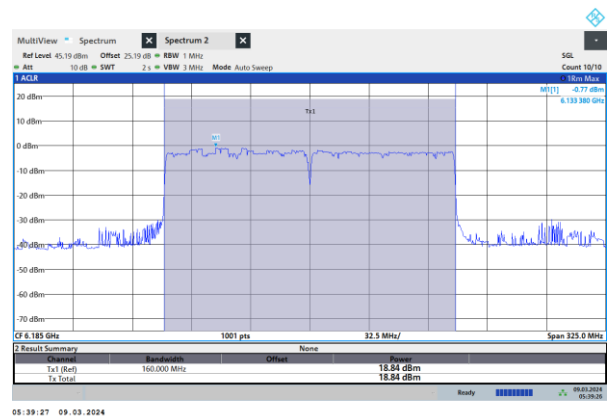
Total EIRP PSD: 3.24 dBm/MHz



Antenna Polarization: V

SA Reading PSD: -0.77 dBm/MHz

Total EIRP PSD: 3.63 dBm/MHz



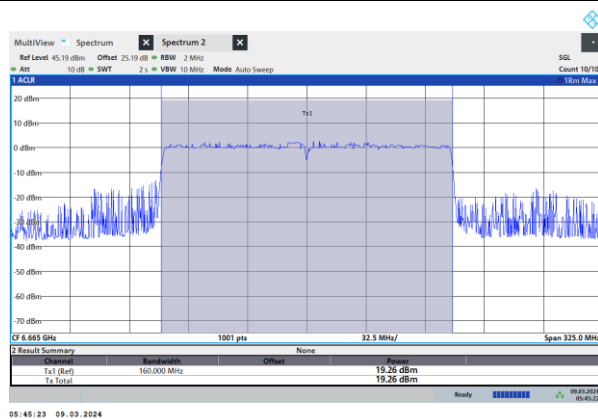
SP AP Mode Max. EIRP Limit 32.54 dBm

DUT Center Frequency 6665 MHz, Bandwidth 160 MHz

Antenna Polarization: H

SA Reading Power: 19.26 dBm

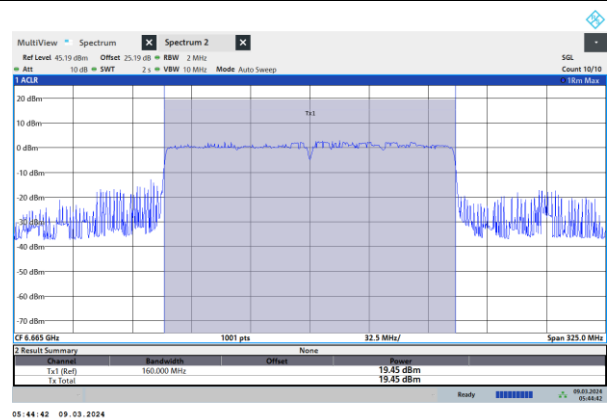
Total EIRP: 22.86 dBm



Antenna Polarization: V

SA Reading Power: 19.45 dBm

Total EIRP: 23.55 dBm



SP AP Mode Max. EIRP Limit 34.12 dBm

DUT Center Frequency 6345 MHz, Bandwidth 160 MHz

Antenna Polarization: H

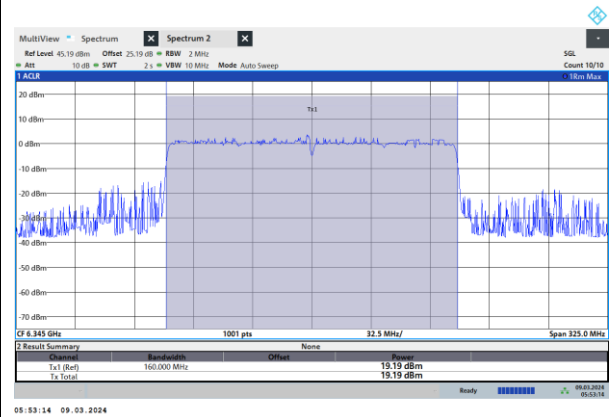
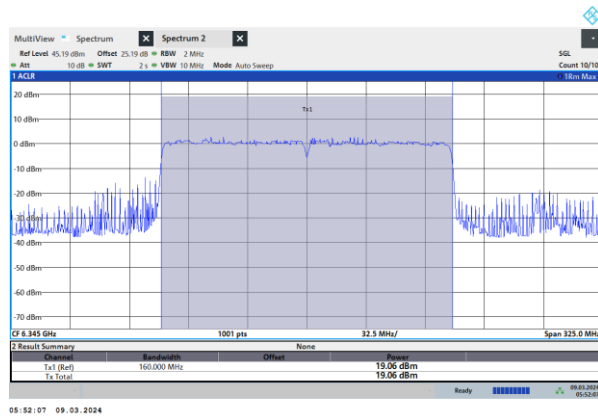
SA Reading Power: 19.06 dBm

Total EIRP: 22.96 dBm

Antenna Polarization: V

SA Reading Power: 19.19 dBm

Total EIRP: 23.59 dBm



4.7 Unsuccessful spectrum access request

#	Description	Results
1	If the AFC DUT is Standard Power Access Point, go to Step 2, else go to Step 7	Go to step 2
2	AFC DUT set to Initial Pre-test State. If needed (see Table 5 declaration), configure the AFC DUT with BSS parameters per Table 9 and a temporary test regulatory identifier (e.g., FCC ID), geographic coordinates, antenna height, and uncertainty parameters. Configure the AFC DUT with AFC System URL and server root certificate. Trigger the AFC DUT to send to the AFC DUT Test Harness an Available Spectrum Inquiry Request.	Done
3	AFC DUT sends a valid Available Spectrum Inquiry Request containing the inquiredFrequencyRange and/or the inquiredChannels fields*.	PASS
4	AFC DUT Test Harness validates mandatory registration information.	PASS
5	AFC DUT Test Harness sends an Available Spectrum Inquiry Response indicating that no frequency ranges and/or channels are available.	Done
6	Throughout Step 2 to Step 5 and subsequent to Step 5, RF Test Equipment monitors the output of the AFC DUT to confirm the following: <ul style="list-style-type: none"> For SP only operation, AFC DUT does not transmit in the band. For AFC DUT whose manufacturer attests to its compliance with rules for LPI operation, the AFC DUT does not transmit above LPI limits. 	PASS
7	If the AFC DUT is Fixed Client, go to Step 8 else Stop the test	Test end
8	The AFC DUT set to Initial Pre-test State.	Not applicable
9	If needed (see Table 5 declaration), configure the AFC DUT with a temporary test regulatory identifier (e.g., FCC ID or IC ID), geographic coordinates, antenna height, and uncertainty parameters. Configure the AFC DUT with AFC System URL and server root certificate. Trigger the AFC DUT to send to the AFC DUT Test Harness an Available Spectrum Inquiry Request.	Not applicable
10	AFC DUT sends a valid Available Spectrum Inquiry Request containing the inquiredFrequencyRange and/or the inquiredChannels fields*.	Not applicable
11	AFC DUT Test Harness validates mandatory registration information.	Not applicable

#	Description	Results
12	AFC DUT Test Harness sends an Available Spectrum Inquiry Response indicating that no frequency ranges and/or channels are available using either In-band or Out-of-band methods.	Not applicable
13	If AFC DUT used Out-of-band method, initiate connection procedure between Fixed Client and SP Access Point by following instructions provided by the AFC DUT Vendor	Not applicable
14	Wait for 60 seconds RF Test Equipment monitors that the AFC DUT does not transmit above maximum transmit power limits advertised by the Standard Power Access Point for Standard Client Devices in the channel.	Not applicable

4.8 AFCD.USA Test Vectors

Test Vector	Test Category	Results
AFCD.USA	Unsuccessful spectrum access request	PASS

4.9 Successful spectrum access update

#	Description	Results
1	If the AFC DUT is Standard Power Access Point, go to Step 2, else go to Step 12	Go to step 2
2	AFC DUT set to Initial Pre-test State. If needed (see Table 5 declaration), configure the DUT with BSS parameters per Table 9 and a temporary test regulatory identifier (e.g., FCC ID), geographic coordinates, antenna height, and uncertainty parameters. Configure the AFC DUT with AFC System URL and server root certificate. Trigger the AFC DUT to send to the AFC DUT Test Harness an Available Spectrum Inquiry Request.	Done
3	AFC DUT sends a valid Available Spectrum Inquiry Request containing the inquiredFrequencyRange and/or the inquiredChannels fields*.	PASS
4	AFC DUT Harness validates mandatory registration information.	PASS
5	AFC DUT Test Harness sends an Available Spectrum Inquiry Response containing a list of available frequency ranges and/or channels and the maximum permissible transmit power in the availableFrequencyInfo and/or availableChannelInfo fields.	Done

#	Description	Results
6	<p>Throughout the preceding steps, RF Test Equipment monitors the output of the AFC DUT to confirm that the AFC DUT does not transmit:</p> <ul style="list-style-type: none"> ● In the band if the AFC DUT supports only SP operation <p>Or</p> <ul style="list-style-type: none"> ● Above LPI limits for AFC DUT whose manufacturer attests to its compliance with rules for LPI operation <p>Wait for 60 seconds</p> <p>RF Test Equipment monitors any transmission by the AFC DUT conforms to the following:</p> <ul style="list-style-type: none"> ● For SP only operation, AFC DUT conforms to the conditions contained in the Available Spectrum Inquiry Response and does not exceed emissions limits in adjacent frequencies. ● For AFC DUT whose manufacturer attests to its compliance with rules for LPI operation, AFC DUT transmit power in the band is less than CEILING [LPI limits, SP limits contained in the Available Spectrum Inquiry Response] and does not exceed emissions limits in adjacent frequencies. 	PASS
7	<p>AFC DUT is power cycled.</p> <p>If needed (see Table 5 declaration), configure the AFC DUT with a temporary test regulatory identifier (e.g., FCC ID), new geographic coordinates, antenna height, and uncertainty parameters.</p> <p>Configure the AFC DUT with AFC System URL and server root certificate.</p>	Done
8	<p>Wait for 60 seconds</p> <p>If the AFC DUT does not send an Available Spectrum Inquiry Request, RF Test Equipment monitors the output of the AFC DUT to verify the following and STOP the test</p> <ul style="list-style-type: none"> ● For SP only operation, AFC DUT does not transmit in the band. ● For AFC DUT whose manufacturer attests to its compliance with rules for LPI operation, the AFC DUT does not transmit above LPI limits. <p>If the AFC DUT sends an Available Spectrum Inquiry Request, then CONTINUE with Step 9</p>	PASS

#	Description	Results
9	AFC DUT Test Harness evaluates validity of mandatory registration information	PASS
10	<p>AFC DUT Test Harness waits for 60 seconds before sending an Available Spectrum Inquiry Response containing a list of available frequency ranges and/or channels and the maximum permissible transmit power in the availableFrequencyInfo and/or availableChannelInfo fields which are significantly different from Step 5.</p> <ul style="list-style-type: none"> During the 60 seconds wait time: <ul style="list-style-type: none"> For AFC DUT whose manufacturer attests to its compliance with rules for LPI operation, RF Test Equipment monitors the output of the AFC DUT to confirm that AFC DUT does not transmit above LPI threshold limits For SP only operation, RF Test Equipment monitors the output of the AFC DUT to confirm that AFC DUT doesn't transmit in the band 	Done
11	<p>Wait for 60 seconds</p> <p>RF Test Equipment monitors any transmission by the AFC DUT conforms to the following:</p> <ul style="list-style-type: none"> For SP only operation, AFC DUT conforms to the conditions contained in the Available Spectrum Inquiry Response and does not exceed emissions limits in adjacent frequencies. For AFC DUT whose manufacturer attests to its compliance with rules for LPI operation, AFC DUT transmit power in the band is less than CEILING [LPI limits, SP limits contained in the Available Spectrum Inquiry Response] and does not exceed emissions limits in adjacent frequencies. 	PASS
12	If the AFC DUT is Fixed Client, go to Step 13 else Stop the test	Test end
13	The AFC DUT set to Initial Pre-test State.	Not applicable

#	Description	Results
14	<p>If needed (see Table 5 declaration), configure the AFC DUT with a temporary test regulatory identifier (e.g., FCC ID), geographic coordinates, antenna height, and uncertainty parameters.</p> <p>Configure the AFC DUT with AFC System URL and server root certificate.</p> <p>Trigger the AFC DUT to send to the AFC DUT Test Harness an Available Spectrum Inquiry Request using either In-band or Out-of-band methods.</p>	Not applicable
15	AFC DUT sends a valid Available Spectrum Inquiry Request containing the inquiredFrequencyRange and/or the inquiredChannels fields*	Not applicable
16	AFC DUT Test Harness validates the presence of mandatory registration information	Not applicable
17	AFC DUT Test Harness sends an Available Spectrum Inquiry Response containing a list of available frequency ranges and/or channels and the maximum permissible transmit power in the availableFrequencyInfo and/or availableChannelInfo fields.	Not applicable
18	If AFC DUT used Out-of-band method, initiate connection procedure between AFC DUT and SP Access Point by following instructions provided by the AFC DUT Vendor	Not applicable
19	<p>Wait for 60 seconds</p> <p>RF Test Equipment monitors any transmission by the AFC DUT conforms to the conditions contained in the Available Spectrum Inquiry Response and does not exceed emissions limits in adjacent frequencies</p>	Not applicable
20	<p>AFC DUT is power cycled.</p> <p>If needed (see Table 5 declaration), configure the AFC DUT with a temporary test regulatory identifier (e.g., FCC ID), new geographic coordinates, antenna height, and uncertainty parameters.</p> <p>Configure the AFC DUT with AFC System URL and server root certificate</p>	Not applicable

#	Description	Results
21	<p>Wait for 60 seconds</p> <p>If the AFC DUT does not send an Available Spectrum Inquiry Request, RF Test Equipment monitors the output of the AFC DUT to verify the AFC DUT does not transmit above maximum transmit power limits advertised by the Standard Power Access Point for Standard Client Devices in the channel and STOP the test.</p> <p>If the AFC DUT sends an Available Spectrum Inquiry Request, then CONTINUE with Step 21</p>	Not applicable
22	AFC DUT Test Harness evaluates validity of mandatory registration information	Not applicable
23	<p>AFC DUT Test Harness waits for 60 seconds before sending an Available Spectrum Inquiry Response containing a list of available frequency ranges and/or channels and the maximum permissible transmit power in the availableFrequencyInfo and/or availableChannelInfo fields which are significantly different from step 17.</p> <p>During the 60 seconds wait time, RF Test Equipment monitors the output of the AFC DUT to confirm that the AFC DUT does not transmit above maximum transmit power limits advertised by the Standard Power Access Point for Standard Client Devices in the channel.</p>	Not applicable
24	If AFC DUT used Out-of-band method, initiate connection procedure between AFC DUT and SP Access Point by following instructions provided by the AFC DUT Vendor	Not applicable
25	<p>Wait for 60 seconds</p> <p>RF Test Equipment monitors any transmission by the AFC DUT conforms to the conditions contained in the Available Spectrum Inquiry Response and does not exceed emissions limits in adjacent frequencies</p>	Not applicable

4.10 AFCD.SAU Test Vectors

Test Vector	Test Category	Results
AFCD.SAU	Successful spectrum access update	PASS

4.11 AFCD.SAU RF Transmit Power Measurement

LPI Mode						
Center Frequency [MHz]	BW [MHz]	Antenna Polarization	SA Reading PSD [dBm/MHz]	Antenna Gain [dBi]	Total EIRP PSD [dBm/MHz]	FCC EIRP PSD Limit [dBm/MHz]
6595	20	H	-1.66	3.60	1.94	5
		V	-1.60	4.10	2.50	
6695		H	-0.56	3.60	3.04	
		V	-0.54	4.10	3.56	

SP AP Mode						
Center Frequency [MHz]	BW [MHz]	Antenna Polarization	SA Reading Power [dBm]	Antenna Gain [dBi]	Total EIRP [dBm]	Max. EIRP Limit [dBm]
6355	20	H	16.41	3.90	20.31	34.90
		V	16.64	4.40	21.04	
6595		H	16.41	3.60	20.01	34.97
		V	16.69	4.10	20.79	

Note 1: The path loss between the DUT and the Spectrum Analyzer has been offset and configured in the Spectrum Analyzer.

Note 2: The Max. EIRP Limit is granted by the AFC DUT test harness in the spectrum response during testing.

Note 3: The RF transmission does not maintain a fixed MCS data rate during the AFC test, so the measured power level may not be the worst-case power as shown in Part 15E RF test report.

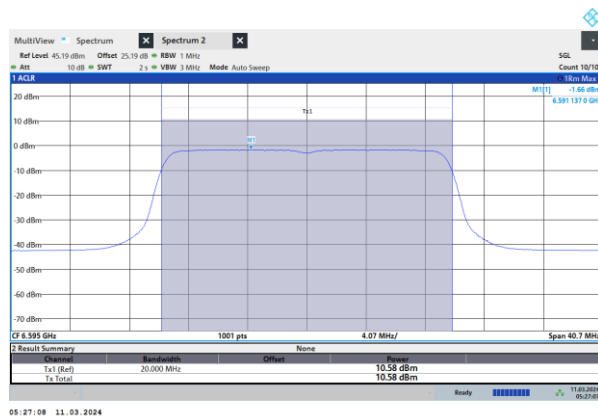
LPI Mode FCC EIRP PSD Limit 5 dBm/MHz

DUT Center Frequency 6595 MHz, Bandwidth 20 MHz

Antenna Polarization: H

SA Reading PSD: -1.66 dBm/MHz

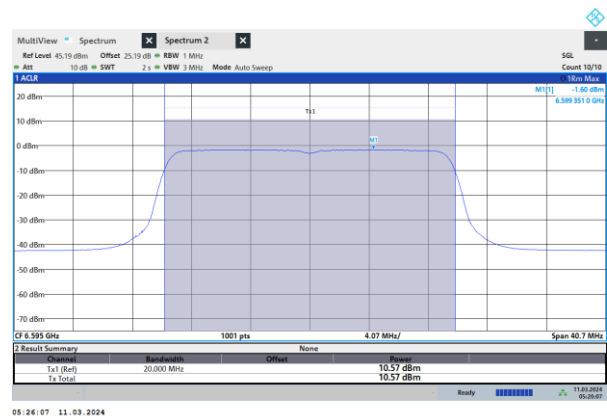
Total EIRP PSD: 1.94 dBm/MHz



Antenna Polarization: V

SA Reading PSD: -1.60 dBm/MHz

Total EIRP PSD: 2.50 dBm/MHz



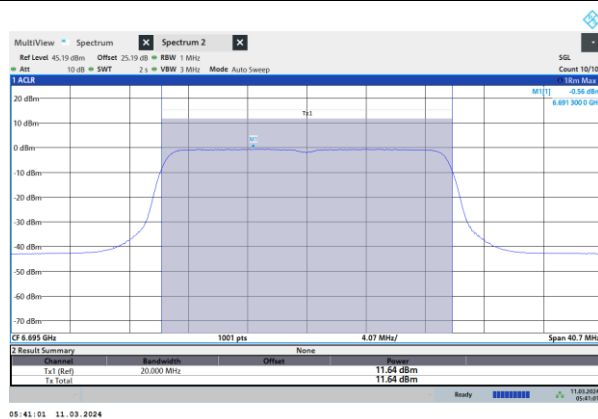
LPI Mode FCC EIRP PSD Limit 5 dBm/MHz

DUT Center Frequency 6695 MHz, Bandwidth 20 MHz

Antenna Polarization: H

SA Reading PSD: -0.56 dBm/MHz

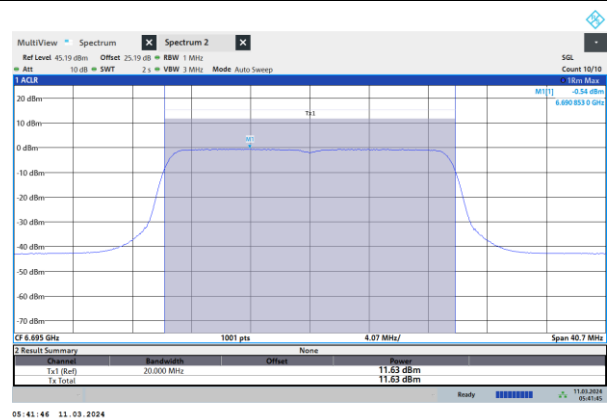
Total EIRP PSD: 3.04 dBm/MHz



Antenna Polarization: V

SA Reading PSD: -0.54 dBm/MHz

Total EIRP PSD: 3.56 dBm/MHz



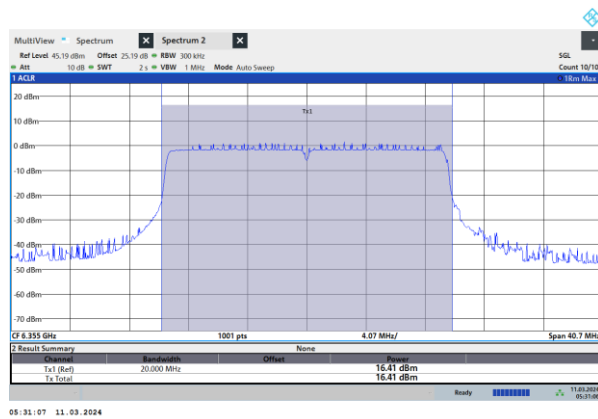
SP AP Mode Max. EIRP Limit 34.90 dBm

DUT Center Frequency 6355 MHz, Bandwidth 20 MHz

Antenna Polarization: H

SA Reading Power: 16.41 dBm

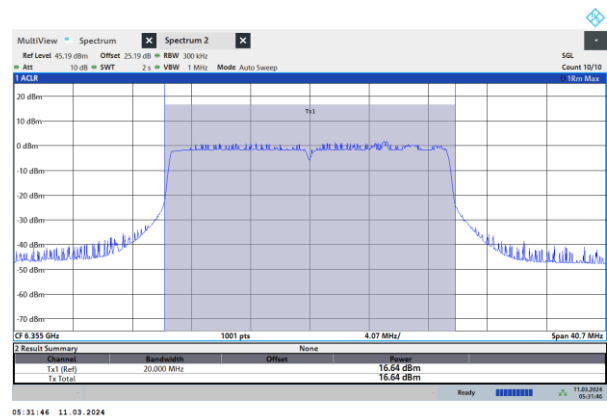
Total EIRP: 20.31 dBm



Antenna Polarization: V

SA Reading Power: 16.64 dBm

Total EIRP: 21.04 dBm



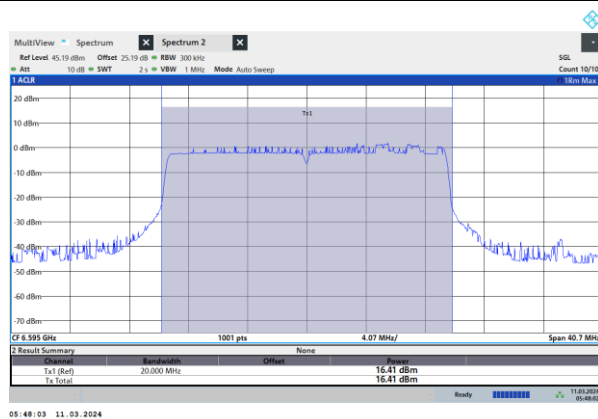
SP AP Mode Max. EIRP Limit 34.97 dBm

DUT Center Frequency 6595 MHz, Bandwidth 20 MHz

Antenna Polarization: H

SA Reading Power: 16.41 dBm

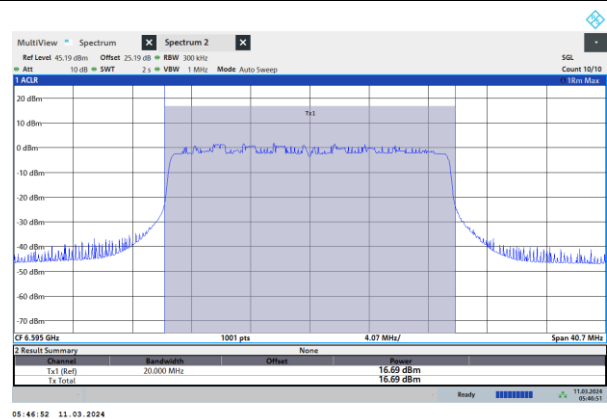
Total EIRP: 20.01 dBm



Antenna Polarization: V

SA Reading Power: 16.69 dBm

Total EIRP: 20.79 dBm



4.12 Unsuccessful spectrum access update

#	Description	Results
1	If the AFC DUT is Standard Power Access Point, go to Step 2, else go to Step 12	Go to step 2
2	AFC DUT set to Initial Pre-test State. If needed (see Table 5 declaration), configure the AFC DUT with BSS parameters per Table 9 and a temporary test regulatory identifier (e.g., FCC ID), geographic coordinates, antenna height, and uncertainty parameters. Configure the DUT with AFC System URL and server root certificate. Trigger the DUT to send to the AFC DUT Test Harness an Available Spectrum Inquiry Request using either In-band or Out-of-band methods.	Done
3	AFC DUT sends a valid Available Spectrum Inquiry Request containing the inquiredFrequencyRange and/or the inquiredChannels fields.	PASS
4	AFC DUT Test Harness validates mandatory registration information	PASS
5	AFC DUT Test Harness sends an Available Spectrum Inquiry Response containing a list of available frequency ranges and/or channels and the maximum permissible transmit power in the availableFrequencyInfo and/or availableChannelInfo fields.	Done
6	Throughout the Step 2 to 5, RF Test Equipment monitors the output of the AFC DUT to confirm that the AFC DUT does not transmit: <ul style="list-style-type: none"> ● In the band if the AFC DUT supports only SP operation Or <ul style="list-style-type: none"> ● Above LPI limits for AFC DUT whose manufacturer attests to its compliance with rules for LPI operation Wait for 60 seconds RF Test Equipment monitors any transmission by the AFC DUT conforms to the following: <ul style="list-style-type: none"> ● For SP only operation, AFC DUT conforms to the conditions contained in the Available Spectrum Inquiry Response and does not exceed emissions limits in adjacent frequencies. For AFC DUT whose manufacturer attests to its compliance with rules for LPI operation, AFC DUT transmit power in the band is less than CEILING [LPI limits, SP limits contained in the Available Spectrum Inquiry Response] and does not exceed emissions limits in adjacent frequencies	PASS

#	Description	Results
7	<p>AFC DUT is power cycled.</p> <p>If needed (see Table 5 declaration), configure the AFC DUT with a temporary test regulatory identifier (e.g., FCC ID), new geographic coordinates, antenna height, and uncertainty parameters.</p> <p>Configure the AFC DUT with AFC System URL and server root certificate.</p>	Done
8	<p>Wait for 60 seconds</p> <ul style="list-style-type: none"> ● If the AFC DUT does not send an Available Spectrum Inquiry Request, RF Test Equipment monitors the output of the DUT to verify the following and STOP the test: <ul style="list-style-type: none"> ■ For SP only operation, AFC DUT does not transmit in the band, ■ For AFC DUT whose manufacturer attests to its compliance with rules for LPI operation, the AFC DUT does not transmit above LPI limits. ● If the AFC DUT sends an Available Spectrum Inquiry Request, then CONTINUE with Step 8 	PASS
9	AFC DUT Test Harness evaluates validity of mandatory registration information.	PASS
10	AFC DUT Test Harness sends an Available Spectrum Inquiry Response indicating that no frequency ranges and/or channels are available.	Done
11	<p>Throughout Step 7 to 10 and subsequent to Step 10 Test Equipment monitors the output of the AFC DUT to confirm that:</p> <p>For SP only operation, AFC DUT does not transmit in the band.</p> <p>For AFC DUT whose manufacturer attests to its compliance with rules for LPI operation, the AFC DUT does not transmit above LPI limits.</p>	PASS
12	If the AFC DUT is Fixed Client, go to Step 13 else Stop the test	Test end
13	The AFC DUT set to Initial Pre-test State.	Not applicable

#	Description	Results
14	<p>If needed (see Table 5 declaration), configure the DUT with a temporary test regulatory identifier (e.g., FCC ID), geographic coordinates, antenna height, and uncertainty parameters.</p> <p>Configure the AFC DUT with AFC System URL and server root certificate.</p> <p>Trigger the AFC DUT to send to the AFC DUT Test Harness an Available Spectrum Inquiry Request using either In-band or Out-of-band methods.</p>	Not applicable
15	AFC DUT sends a valid Available Spectrum Inquiry Request containing the inquiredFrequencyRange and/or the inquiredChannels fields*	Not applicable
16	AFC DUT Test Harness validates the presence of mandatory registration information	Not applicable
17	AFC DUT Test Harness sends an Available Spectrum Inquiry Response containing a list of available frequency ranges and/or channels and the maximum permissible transmit power in the availableFrequencyInfo and/or availableChannelInfo fields.	Not applicable
18	If AFC DUT used Out-of-band method, initiate connection procedure between AFC DUT and SP Access Point by following instructions provided by the AFC DUT Vendor	Not applicable
19	<p>Wait for 60 seconds</p> <p>RF Test Equipment monitors any transmission by the AFC DUT conforms to the conditions contained in the Available Spectrum Inquiry Response and does not exceed emissions limits in adjacent frequencies</p>	Not applicable
20	<p>AFC DUT is power cycled.</p> <p>If needed (see Table 5 declaration), configure the AFC DUT with a temporary test regulatory identifier (e.g., FCC ID or IC ID), new geographic coordinates, antenna height, and uncertainty parameters.</p> <p>Configure the AFC DUT with AFC System URL and server root certificate</p>	Not applicable
21	<p>Wait for 60 seconds</p> <p>If the AFC DUT does not send an Available Spectrum Inquiry Request, RF Test Equipment monitors that the AFC DUT does not transmit above maximum transmit power limits advertised by the Standard Power Access Point for Standard Client Devices in the channel.,</p> <p>If the AFC DUT sends an Available Spectrum Inquiry Request, then CONTINUE with Step 22 else STOP the test</p>	Not applicable

#	Description	Results
22	AFC DUT Test Harness evaluates validity of mandatory registration information.	Not applicable
23	AFC DUT Test Harness sends an Available Spectrum Inquiry Response indicating that no frequency ranges and/or channels are available.	Not applicable
24	If AFC DUT used Out-of-band method, initiate connection procedure between AFC DUT and SP Access Point by following instructions provided by the AFC DUT Vendor	Not applicable
25	Wait for 60 seconds RF Test Equipment monitors that the AFC DUT does not transmit above maximum transmit power limits advertised by the Standard Power Access Point for Standard Client Devices in the channel.	Not applicable

4.13 AFCD.UAU Test Vectors

Test Vector	Test Category	Results
AFCD.UAU	Unsuccessful spectrum access update	PASS

4.14 Unsuccessful server validation

#	Description	Results
1	<p>The AFC DUT set to Initial Pre-test State.</p> <p>If needed (see Table 5 declaration), configure the AFC DUT with BSS parameters per Table 9 and a temporary test regulatory identifier (e.g., FCC ID), geographic coordinates, antenna height, and uncertainty parameters.</p> <p>Configure the AFC DUT Test Harness with TLS configuration that is the same as the default configuration defined in Section 2.3.1 except for the following:</p> <ul style="list-style-type: none"> ● Run 1: A different server certificate (and private key) with SAN domain name entry "badafc.com" (i.e. that does not match AFC system URL's domain name); signed by the same root certificate as per Section 2.3.1 ● Run 2: A different server certificate (and private key) where all attributes other than Public Key are the same as the server certificate per Section 2.3.1, but the certificate is signed by a different root certificate ● Run 3: A different server certificate (and private key) with SAN domain name entry "wfatestorg.org" only (i.e. SAN domain name only matches suffix of AFC server's hostname); signed by the same root certificate as per Section 2.3.1 ● Run 4: A different server certificate (and private key) where all attributes other than Public Key are the same as the server certificate per Section 2.3.1 signed by the same root certificate as per Section 2.3.1, but the server certificate is revoked as indicated in stapled OCSP response ● Run 5: Same configuration as per Section 2.3.1, except OCSP stapling is disabled and CRL/OCSP servers are not available ● Run 6: Same configuration as per Section 2.3.1, except stapled OCSP response has expired and CRL/OCSP servers are not available ● Run 7: Same configuration as per Section 2.3.1, except only the TLS cipher suite "eNULL" (no encryption) is enabled ● Run 8: N/A (same configuration as per Section 2.3.1) <p>Configure the DUT with the AFC System URL and the following root certificate:</p> <ul style="list-style-type: none"> ● Runs 1-7: Root certificate as per Section 2.3.1 ● Run 8: No root certificate <p>Trigger the DUT to send to the AFC DUT Test Harness an Available Spectrum Inquiry Request.</p>	Done

#	Description	Results
2	AFC DUT Test Harness waits 10 seconds, and verifies no Available Spectrum Inquiry Request is sent to it.	PASS
3	Steps 1 and 2 are repeated for each of the remaining Runs	PASS

4.15 AFCD.USV Test Vectors

Test Vector	Test Category	Results
AFCD.USV	Unsuccessful server validation	PASS

Appendix B. AFC DUT Test Logs and Tool Report

Section	Test Case ID	Test Description	FCC Requirement	Short Description	Test Result
4.1	AFCD.RSA	Successful registration and spectrum access request	47 CFR Section 15.407(k)(1)	Transmit only as instructed by AFC System	PASS
			47 CFR Section 15.407(k)(8)(i)	Register with AFC System prior to initial transmission	
			47 CFR Section 15.407(k)(8)(ii)	Provide required registration parameters	
			47 CFR Section 15.407(k)(8)(iii)	Registration either directly or via proxy	
			47 CFR Section 15.407(l)(ii)	Determination of appropriate channel configuration implied by AFC System response	
			47 CFR 15.407(k)(8)(iv)	Must contact an AFC system at least once per day to obtain the latest list of available frequencies and the maximum permissible power	

Note: For AFCD.RSA test logs, please refer to following files:

1. Ruckus R560_RSA31_(20MHz, 40MHz, 80MHz, 160MHz)_AFC DUT Compliance Test Report.pdf
2. Ruckus R560_RSA31_(20MHz, 40MHz, 80MHz, 160MHz)_DUT_Available_Spectrum_Inquiry_Request-Response.pdf



Section	Test Case ID	Test Description	FCC Requirement	Short Description	Test Result
4.2	AFCD.USA	Unsuccessful registration and spectrum access request	47 CFR Section 15.407(k)(1)	Transmit only as instructed by AFC System	PASS
			47 CFR Section 15.407(k)(8)(i)	Register with AFC System prior to initial transmission	
			47 CFR Section 15.407(k)(8)(ii)	Provide required registration parameters	
			47 CFR Section 15.407(k)(8)(iii)	Registration either directly or via proxy	

Note: For AFCD.USA test logs, please refer to following files:

1. Ruckus R560_USA32_AFC DUT Compliance Test Report.pdf
2. Ruckus R560_USA32_DUT_Available_Spectrum_Inquiry_Request-Response.pdf

Section	Test Case ID	Test Description	FCC Requirement	Short Description	Test Result
4.3	AFCD.SAU	Successful spectrum access update	47 CFR Section 15.407(k)(8)(i)	Register with AFC System after change of location	PASS
			47 CFR Section 15.407(k)(8)(ii)	Update AFC System upon change of registration parameters	
			47 CFR Section 15.407(k)(9)(i)	Report location and uncertainty from power-off condition	

Note: For AFCD.SAU test logs, please refer to following files:

1. Ruckus R560_SAU33_AFC DUT Compliance Test Report.pdf
2. Ruckus R560_SAU33_DUT_Available_Spectrum_Inquiry_Request-Response.pdf



Section	Test Case ID	Test Description	FCC Requirement	Short Description	Test Result
4.4	AFCD.UAU	Unsuccessful spectrum access update	47 CFR Section 15.407(k)(8)(i)	Register with AFC System after change of location	PASS
			47 CFR Section 15.407(k)(8)(ii)	Update AFC System upon change of registration parameters	
			47 CFR Section 15.407(k)(9)(i)	Report location and uncertainty from power-off condition	

Note: For AFCD.UAU test logs, please refer to following files:

1. Ruckus R560_UAU34_AFC DUT Compliance Test Report.pdf
2. Ruckus R560_UAU34_DUT_Available_Spectrum_Inquiry_Request-Response.pdf

Section	Test Case ID	Test Description	FCC Requirement	Short Description	Test Result
4.5	AFCD.USV	Unsuccessful server validation	47 CFR Section 15.407(k)(8)(v)	Incorporate adequate security measurements to prevent it from accessing AFC systems not approved by the FCC	PASS

Note: For AFCD.USV test logs, please refer to following files:

1. Ruckus R560_USV35_AFC DUT Compliance Test Report.pdf

————THE END————