



16 Exhibit A - Test Setup Photographs


16.1 AC Line Conducted Emission Front View




16.2 AC Line Conducted Emission Side View




16.3 Radiated Emission Front View



16.4 Radiated Emission below 1 GHz Rear View




16.5 Radiated Emission above 1 GHz Rear View



16.6 Radiated Emission Front View (Co-location)



16.7 Radiated Emission Below 1 GHz Rear View (co-location)



16.8 Radiated Emission Above 1 GHz Rear View (co-location)

