

Bluetooth Speaker

Model Name: BS-M01

FCC ID: S7DBS-M01

SOLIDSOUND-ELF™

D I G I T A L M U S I C P L A Y E R

Quick Start Guide



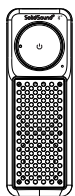
CSR 2.1 & HSP & HFP

IPX4

Built in 900mAh/3.7V Li Battery



Packing list



Main unit



AUX Cable X 1 PCS



USB Charging cable X 1 PCS

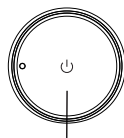


Quick Start Guide X 1 Page

A

Introduction

Key Pad



⏻ :Power ON/OFF, Play/pause
Volume+:Clockwise
Volume-: anticlockwise

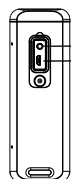
LED indicator

Bluetooth: Blue LED

Low battery: Red LED flash

Charge: Red LED

Terminal



AUX in
USB Charging port

B

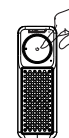
Connect to DC / Charge battery



Please plug the USB Charging cable
to USB input (5V/1.0A)
When charging the battery, the Red
LED indicator is on.
When the battery is fully charged,
the LED indicator will be OFF.

C

Power On/Off



Press POWER for 1.5
seconds to power ON

D

Using the AUX line-in



Connect the headphone output
or line-out jack

E

Connect to bluetooth

1. Bluetooth mode.
(LED indicator: blue)
2. Turn on the bluetooth device,
then search the device.
3. When new device(SolidSound
ELF) found, add the device.
(Passcode:0000)
4. Connect the new device.



Important Regulatory Information

This device complies with part 15 of the FCC rules. Operation is subject to the following two conditions:

- (1) this device may not cause harmful interference, and
- (2) this device must accept any interference received, including interference that may cause undesired operation.

Changes or modifications to this unit not expressly approved by the party responsible for compliance could void the user's authority to operate the equipment.