INFINITER®

#518

Laser Wireless Presenter

With nano receiver

Model: LR14

Functions Front View

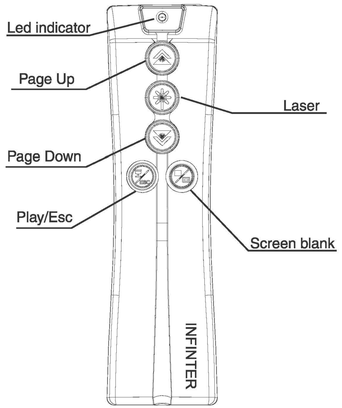

Functions Back View

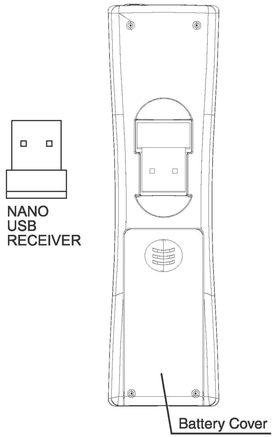

Features

- Red laser pointer
- Page UP, Page Down
- Wireless keyboard with (Esc / F5) Screen blank
- USB receiver inserted on the back of the presenter, 2-in-1 designed
- USB 2.0 connection, plug & play. No software downloads & driver installation required
- Operation distance up to 15 meters

WARNING: Laser radiation is harmful to the eyes. Do not point laser beam at anyone's eyes.

CAUTION: Use of controls or adjustments, or performance of procedures other than those specified herein may result in hazardous radiation exposure.

Patent pending

http://www.infiniter.com

FCC Statement

This equipment has been tested and found to comply with the limits for a Class B digital device, pursuant to part 15 of the FCC rules. These limits are designed to provide reasonable protection against harmful interference in a residential installation. This equipment generates, uses and can radiate radio frequency energy and, if not installed and use in accordance with the instructions, may cause harmful interference to radio communications. However, there is no guarantee that interference will not occur in a particular installation. If this equipment does cause harmful interference to radio or television reception, which can be determined by turning the equipment off and on, the user is encouraged to try to correct the interference by one or more of the following

Preparing for Use

Installing the Battery

1. Push the battery cover down and away from the controller.
2. Align the AAA battery according to the (+) and (-) markings on the battery compartment.
3. Replace the battery cover sliding back until it clicks into place.

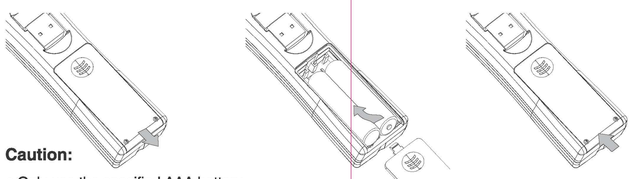

Caution:

- Only use the specified AAA battery.
- Insert battery according to (+) and (-) markings. Inserting the battery incorrectly may result in cracking or leakage, which may pose a risk of fire or lead to personal injury.
- Dispose of the battery in accordance with local laws and regulations. Please turn in your batteries at the responsible collecting point, or place of purchase.
- When the controller is not used for extended periods, please remove the battery.

Warning: Never dispose of batteries in fire, as they could explode.

Wireless USB Receiver

Removing the Wireless USB Receiver

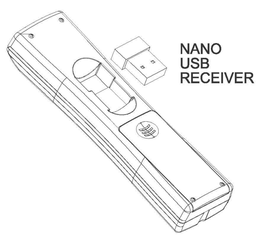

Installing the Wireless USB Receiver

The wireless USB receiver is used like a regular USB flash drive. Plug the receiver directly into an available USB port of your notebook or computer. the drive is automatically recognized and installed.



now you can start to operate the presenter.

Specifications

- Dimensions (L x W x H) : 11.2x3.1x1.85cm
- Weight : 53.2g (incl. battery)
- Frequency : 2.4G
- USB interface : USB 2.0
- OS supported : Windows 7, 2000, XP, Vista OS Mac 9.0 or later
- Laser wavelength : 630 ~ 680nm
- Output power : CL IIIa < 5mW , CL II < 1mW
- Power : AAA 1.5V battery x 2
- Battery burn time : < 10 hours
- Available color : Black/white

measures:

- -Reorient or relocate the receiving antenna.
- -Increase the separation between the equipment and receiver.
- -Connect the equipment into an outlet on a circuit different from that to which the receiver is connected.
- -Consult the dealer or an experienced radio/TV technician for help.

You are cautioned that changes or modifications not expressly approved by the part responsible for compliance could void the user's authority to operate the equipment.

Presenter - FCC ID : S751240LR14

Dongle - FCC ID : S751240LR14RX

This device complies with part 15 of the FCC Rules. Operation is subject to the following two conditions: (1)This device may not cause harmful interference, and (2) the device must accept any interference received, including interference that may cause undesired operation