

Mini PC

Intel® Apollo Lake

Product specification

Service to ensure

Thank you for purchasing this product, you can enjoy parts and labor warranty service providing by our company for one year.

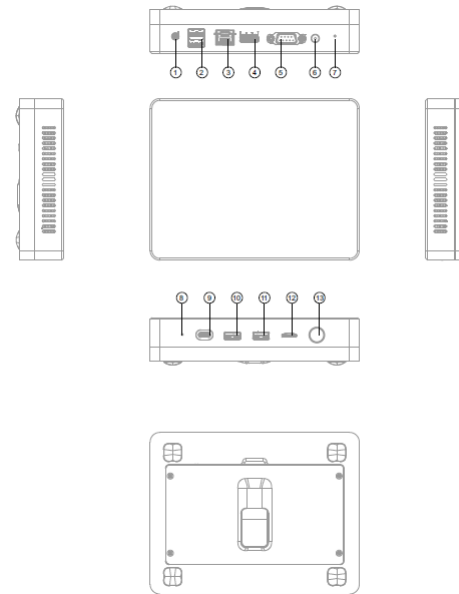
The following conditions led to the service from our company, the costs will be charged :

- Not in accordance with product manual operation or improper operation of instructions .
- Man-made damage, computer viruses, moisture, improper installation or disassemble the software and so on.
- Fires, floods, storms, earthquakes and other force majeure.
- Accessories, supplies, natural wear and tear caused by use.
- The need to re-install the software on behalf of the Company or adjust computer settings, will be charged as appropriate.
- Our warranty identification damaged or dirty, making it impossible to identify.

Before the product repair, please back up your information and files separately, the repair process may affect the integrity of the data.

We guarantee service, to make you buy it with satisfy

Product Interface Description



- | | |
|----------------|-----------------|
| 1、AUDIO JACK | 2、USB2.0*2 |
| 3、LAN PORT | 4、HDMI JACK |
| 5、VGA PORT | 6、DC-IN JACK |
| 7、RESET BUTTON | 8、DMIC (OPTION) |
| 9、TYPEC PORT | 10~11、USB3.0 |
| 12、SD Slot | 13、POWER BUTTON |


Package Contents

Product Specifications

Processor	Intel® Apollo Lake
Operating system	Support Windows 10
Memory	2GB/4GB/8GB DDR3
Storage capacity	32/64GB eMMC SSD*1(Optional) 2.5"HDD(Optional)
Expansion slots	Micro SD, Max 128GB
Display Interface	HDMI、VGA
Wireless devices	2.4G&5.8G
RJ45	Giga LAN
Interface	USB3.0x2,USB2.0x2,TypeC x1 ,Audio Jack
Power input	DC IN Jack, 12V/2A

Remarks:


- 1.Low-power radio motor for certified products, unlicensed, companies, businesses, or a People are not allowed to change the frequency, increase the power or change the features and functions of the original design
- 2.Low frequency radio motor shall not affect the flight safety and interference legitimate communication;
When there is interference it should be immediately suspended and improved to no interference. Legal correspond refers to wireless correspond, low-frequency radio work must be able to tolerate legal communications or industrial, scientific and medical radiation power radio waves.
- 3.Product contains miniature battery using by motherboard CMOS, do not replace them yourselves; If Consumers replace the incorrect type of battery,might led to dangerous issues, properly deal with the replace battery.



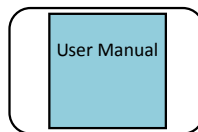
Intelligent PC BOX



Adapter Frame and Screw



Product specification



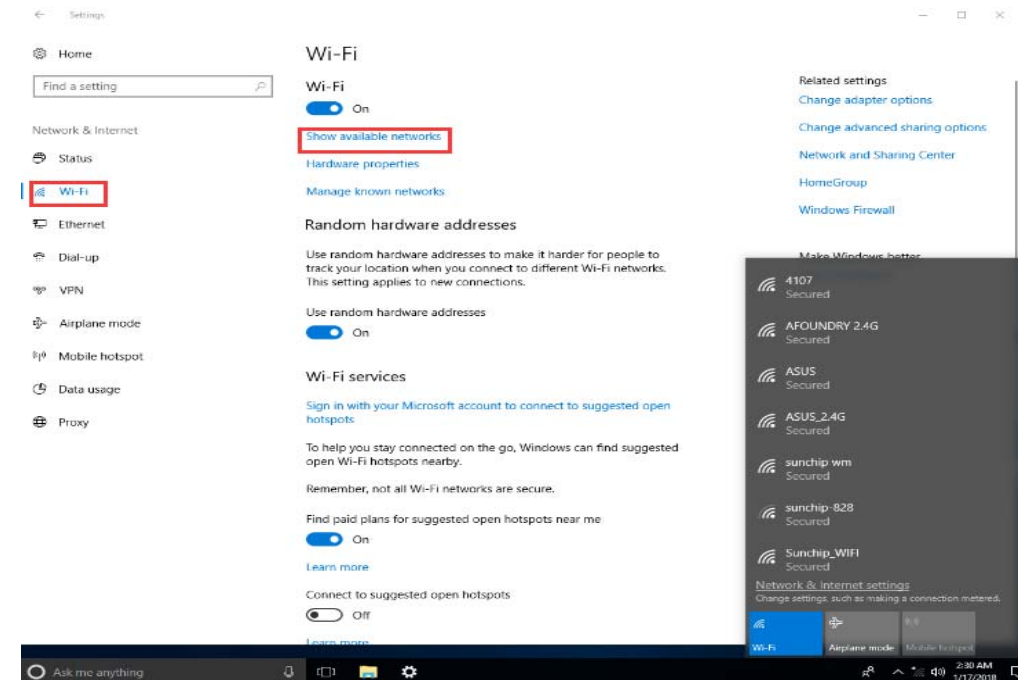
Instructions

1. Connect the device to the TV HDMI interface with HDMI CABLE, and a display device (eg: TV, screen, projector) "Video Input Source" Select to the connected HDMI input channel.
2. DC-IN Power: Connect the power cord DC-IN Jack accessories with this device and the other end directly into the plug.
3. Press the power button to start the system.

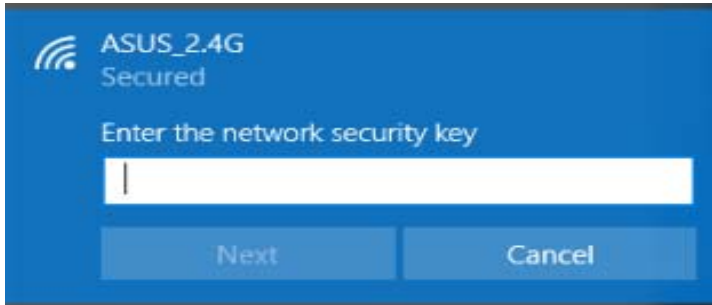


Wifi 2.4 G \5G use method

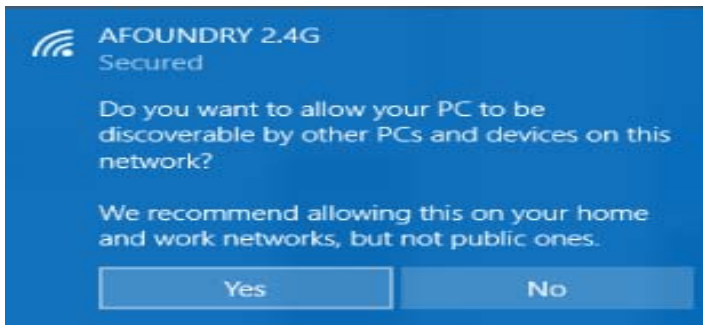
open (setting—>Network&Internet—>Wi-Fi —>Show available networks)



1. Select 2.4Gwifi or 5Gwifi.



2. Write the 2.4GWiFi or 5GWiFi password.



3. Select "yes". connection completion



Note: contain FCC ID:PD93165D2;

Warning:

This device complies with Part 15 of the FCC Rules. Operation is subject to the following two conditions: (1) this device may not cause harmful interference, and (2) this device must accept any interference received, including interference that may cause undesired operation.

changes or modifications not expressly approved by the party responsible for compliance could void the user's authority to operate the equipment.

NOTE: This equipment has been tested and found to comply with the limits for a Class B digital device, pursuant to Part 15 of the FCC Rules. These limits are designed to provide reasonable protection against harmful interference in a residential installation. This equipment generates, uses and can radiate radio frequency energy and, if not installed and used in accordance with the instructions, may cause harmful interference to radio communications. However, there is no guarantee that interference will not occur in a particular installation. If this equipment does cause harmful interference to radio or television reception, which can be determined by turning the equipment off and on, the user is encouraged to try to correct the interference by one or more of the following measures:

- Reorient or relocate the receiving antenna.
- Increase the separation between the equipment and receiver.
- Connect the equipment into an outlet on a circuit different from that to which the receiver is connected.
- Consult the dealer or an experienced radio/TV technician for help.

NOTE: This device and its antenna(s) must not be co-located or operation in conjunction with any other antenna or transmitter

RF Exposure Statement

To maintain compliance with FCC's RF Exposure guidelines, This equipment should be installed and operated with minimum distance of 20cm between the radiator and your body. This device and its antenna(s) must not be co-located or operation in conjunction with any other antenna or transmitter