


Appendix D



Photographs

1. SAR measurement System
2. Photographs of Tissue Simulate Liquid
3. Photographs of EUT test position
4. EUT Constructional Details





1. SAR measurement System







2. Photographs of Tissue Simulate Liquid

Photo 1: Tissue Simulant Liquid for Head 2450	Photo 2: Tissue Simulant Liquid for Head 5G
	

3. Photographs of EUT test position

Photo 3: Front Side 10mm	Photo 4: Back Side 10mm
	
Photo 5: Left Side 10mm	Photo 6: Top Side 10mm
	

4. EUT Constructional Details

<p>Photo 7: Front View</p>	<p>Photo 8: Back View</p>
	
<p>Photo 9: Left View</p>	<p>Photo 10: Right View</p>
	
<p>Photo 11: Top View</p>	<p>Photo 12: Bottom View</p>
