

Straubing, 11 June 2004

**TEST - REPORT**

**No. 50530-40219**

**for**

**RT24 315 MHz ASK**

**Remote Control Transmitter**

Applicant: ELDAT Gesellschaft für Elektronik und  
Datentechnik mbH

Test Specification: FCC Code of Federal Regulations,  
Part 15 Subpart C, Section 15.231

---

Note:

The test data of this report relate only to the individual item which has been tested.  
This report shall not be reproduced except in full extent without the written approval of  
the testing laboratory.

---

## Table of Contents


1. Administrative Data.....	3
2. Identification of Test Laboratory .....	4
3. Operation Mode of EUT.....	5
4. Configuration .....	6
5. Measuring Methods .....	7
5.1. Conducted powerline emissions.....	8
5.2. Field Strength of Emissions, Prescans in a fully-anechoic Room.....	9
5.3. Radiated Emission Measurement at Open Area Test Site.....	11
6. Photographs Taken During Testing .....	12
7. List of Measurements .....	16
8. Referenced Regulations .....	22
Charts taken during testing .....	23

## 1. Administrative Data

<b>Test item (EUT)</b>	
Type designation	RT24 315 MHz ASK
Serial number(s):	90128059
Type of equipment:	Remote Control Transmitter
Parts/accessories:	---
FCC-ID:	
<b>Technical data</b>	
Frequency range	N/A
Operational frequency	315 MHz
Type of modulation	10K0A1D
Pulse frequency	N/A
Pulse width	N/A
Antenna	Integrated
Power supply	3 V lithium battery
<b>Applicant:</b> (full address)	
	ELDAT Gesellschaft für Elektronik und Datentechnik mbH Im Gewerbegebiet 14 D-15711 Zeesen Germany
Contract identification:	---
Contact person:	Mr. Andreas Eidam
Manufacturer:	Eldat GmbH
<b>Application details</b>	
Receipt of EUT:	25 May 2004
Date of test:	June 2004
Note:	
Responsible for testing:	Mr. Martin Steindl
Responsible for test report:	Mr. Martin Steindl

## 2. Identification of Test Laboratory

DETAILS OF THE TEST LABORATORY	
COMPANY NAME:	Senton GmbH EMI/EMC Test Center
ADDRESS:	Aeussere Fruehlingsstrasse 45 D-94315 Straubing Germany
LABORATORY ACCREDITATION:	DAR-Registration No. TTI-P-G 062/94-01
FCC TEST SITE LISTING	90926
INDUSTRY CANADA TEST SITE REGISTRATION	IC 3050
NAME FOR CONTACT PURPOSES:	Mr. Johann Roidt
TELEPHONE: (+49) (0)9421 5522-0	FAX: (+49) (0)9421 5522-99

PERSONNEL INVOLVED IN THIS TEST REPORT	
LABORATORY MANAGER:	 Mr. Johann Roidt
RESPONSIBLE FOR TESTING:	Mr. Martin Steindl
RESPONSIBLE FOR TEST REPORT:	Mr. Martin Steindl

SUMMARY OF TEST RESULTS
The tested sample complies with the requirements set forth in the <b>FCC Code of Federal Regulations</b> <b>Part 15, Subpart C, Section 15.231</b>

### 3. Operation Mode of EUT

While one button is pressed, the transmitter continuously sends the corresponding datagram. When the button is released, the transmitter stops working instantly.

#### 4. Configuration

Configuration of the EUT
Not applicable

Cables connected to the EUT
Not applicable

Peripheral devices connected to the EUT
Not applicable

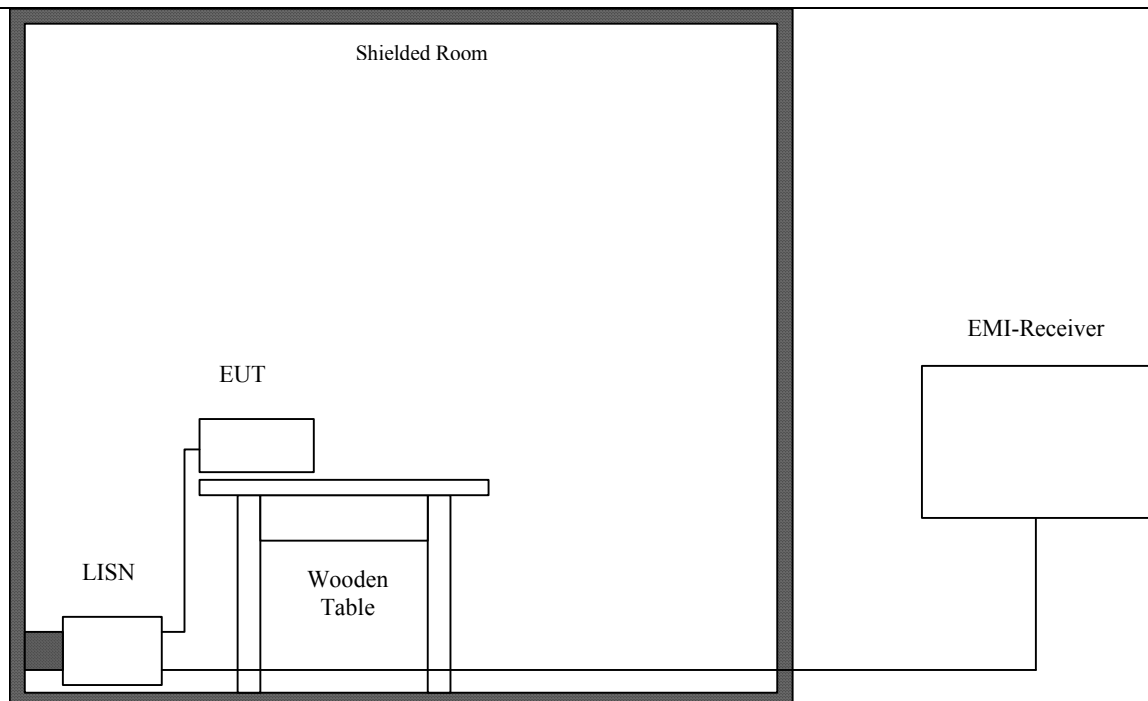
## 5. Measuring Methods

## 5.1. Conducted powerline emissions

Rules and Specifications:	Sections 15.107 & 15.207
Guide:	CISPR 22

### Measurement Procedure:

In general conducted emission tests in the frequency range 0.15 - 30 MHz are required to be performed with quasi-peak and average detector. To simplify testing the following procedure is used: First the whole spectrum of emission caused by equipment under test (EUT) is recorded with detector set to peak. After that all emission levels having less margin than 20 dB to or exceeding the appropriate limit (in general average limit is 10 dB lower than quasi-peak limit) are retested with detector set to quasi-peak. If average limit is kept no additional scan with average detector is necessary. In cases of emission levels between quasi-peak and average limit an additional scan with detector set to average has to be recorded.



Test instruments used:

No.	Type	Model	Serial Number	Manufacturer
01	EMI Receiver	ESHS 10	860043/016	Rohde & Schwarz
02	LISN	ESH3-Z5	862770/021	Rohde & Schwarz
03	LISN	ESH-3-Z5	830952/025	Rohde & Schwarz
04	Shielded Room No. 4	---	3FD-100 544	Euroshield



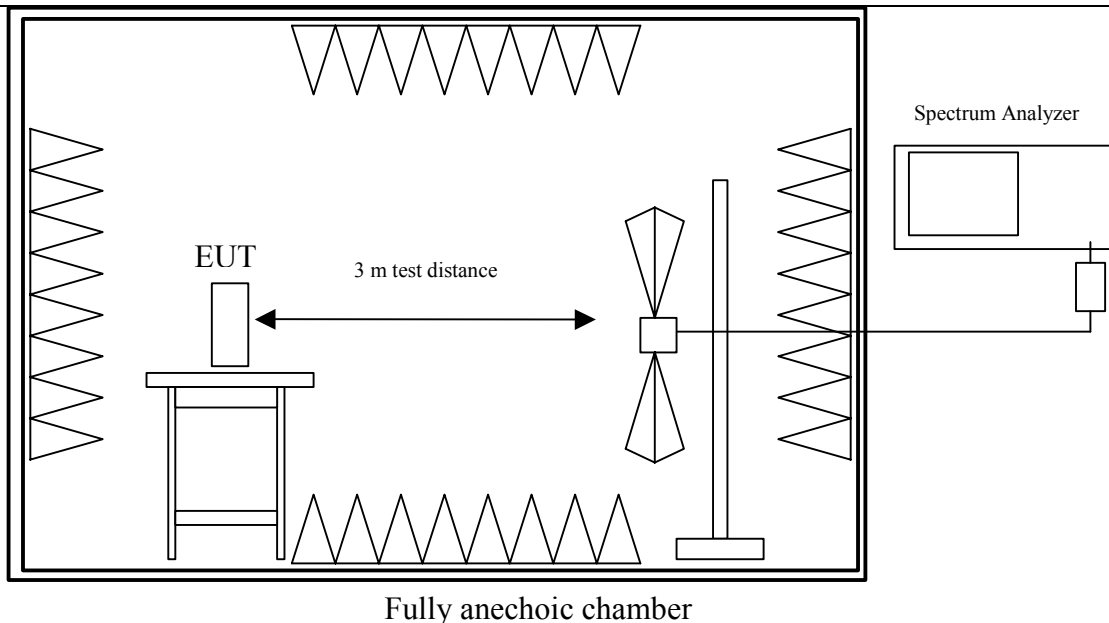
## 5.2. Field Strength of Emissions, Prescans in a fully-anechoic room (30 MHz – 1 GHz)

Rules and Specifications:	Sections 15.109 & 15.231
Guide:	ANSI C63.4 2003

### Measurement Procedure:

Radiated emissions are measured over the frequency range from 30 MHz to 1 GHz.

Measurements were made in both the horizontal and vertical planes of polarization in a fully anechoic room using a spectrum analyzer with the detector function set to peak and resolution bandwidth set to 100 kHz. All tests were performed at a test-distance of 3 meters. Hand-held or body-worn devices are rotated through three orthogonal axes to determine which attitude and configuration produces the highest emission relative to the limit and therefore shall be used for final testing.



### Test instruments used:

No.	Type	Model	Serial Number	Manufacturer
01	Spectrum Analyzer	FSP 30	100063	Rohde & Schwarz
113	Preamplifier	CPA9231A	3393	Schaffner
141	Biconical antenna	HK 116	829708/006	Rohde & Schwarz
143	Log. periodic antenna	3147	9112-1054	EMCO
003	Fully anechoic room	No. 2	1452	Albatross Projects

## 5.3. Fieldstrength of Emissions, Measurement at Open Area Test Site (30 MHz – 1 GHz)

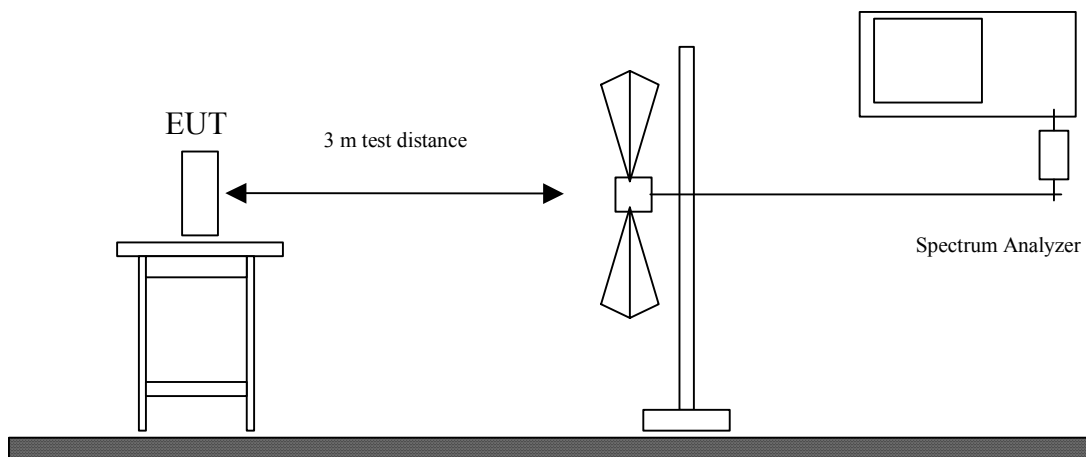
Rules and Specifications:	Sections 15.109 & 15.231
Guide:	ANSI C63.4 2003

### Measurement Procedure:

#### Measurement Procedure:

For final testing an open-area test-site was used. Radiated emissions are measured over the frequency range from 30 MHz to 1 GHz.

Measurements were made in both the horizontal and vertical planes of polarisation at a open area test site using a spectrum analyser with the detector function set to CISPR. All test were performed at a test distance of 3 meters. During the tests the EUT is rotated all around, and the receiving-antenna is rased and lowered from 1m to 4m to find the maximum levels of emissions. The cables and equipment were placed and moved within the range of position likely to find their maximum emissions.



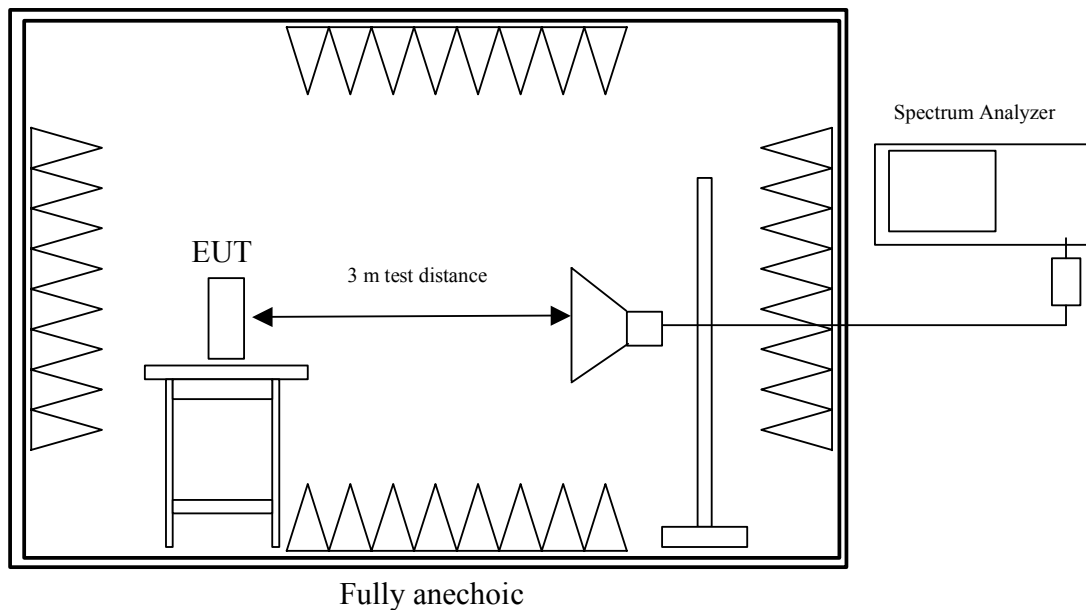
#### Test instruments used:

No.	Type	Model	Serial Number	Manufacturer
01	EMI Receiver	ESVP	881414/009	Rohde & Schwarz
141	Biconical antenna	HK 116	829708/006	Rohde & Schwarz
143	Log. periodic antenna	3147	9112-1054	EMCO
003	Open Field Test Site	No. 1	N/A	Senton

## 5.4. Fieldstrength of Emissions above 1 GHz

Rules and Specifications:	Sections 15.109 & 15.209
Guide:	ANSI C63.4 2003

Measurement Procedure:
<p>Radiated emissions are measured in the frequency range 1 GHz to the 10<sup>th</sup> harmonic of the maximum frequency of the EUT.</p> <p>Resolution and video bandwidth of the spectrum analyzer are set to 1 MHz. Hand-held or body-worn devices are rotated through three orthogonal axes to determine which attitude and configuration produces the highest emission relative to the limit and therefore shall be used for final testing. Additional measurements are performed at critical frequencies with reduced span.</p> <p>EUT is rotated all around and receiving antenna is raised and lowered to find the maximum levels of emission. The cables and equipment are placed and moved within the range of position likely to find their maximum emissions.</p> <p>All tests are performed in a fully-anechoic chamber with a test-distance of 3 meters.</p> <p>If required preamplifiers are used for the whole frequency range. Special care is taken to avoid overload in transmit mode (using appropriate attenuators and filters if necessary).</p>



Test instruments used:

No.	Type	Model	Serial Number	Manufacturer
01	Spectrum Analyzer	FSP 30	100063	Rohde & Schwarz
143	Log. periodic antenna	3147	9112-1054	EMCO
145	Horn antenna	3115	9508-4553	EMCO
146	Horn antenna set	3160-03/-09	9112-1003	EMCO
114	Preamplifier 1-8 GHz	AFS3-00100800-32-LN	847743	Miteq
115	Preamplifier 8-18 GHz	ACO/180-3530	32641	CTT
003	Fully anechoic room	No. 2	1452	Albatross Projects

## 6. Photographs Taken During Testing

**Test setup for radiated emission measurement  
(fully anechoic room)**



**Test setup for radiated emission measurement  
(fully anechoic room - continued)**





## Test setup for radiated emission measurement (open-area test-side)



## 7. List of Measurements

FCC Part 15			
Section(s):	Test	Page(s)	Result
15.205			
15.207	Restricted Bands		Pass
15.231 (a) (1)	AC powerline emissions	---	Not Applicable
15.231 (b)	Periodic operation		Pass
15.231 (b)	Duty Cycle Correction		
15.231 (b)	Field strength of emissions		Pass
15.231 (c)	Bandwidth of emissions		Pass



## Field strength of emissions

Rules and Specifications:	15.231 (b) Radiated Emission Limits		
Guide:	ANSI C63.4		
Limit:	In addition to the provisions of Section 15.205, the field strength of emissions from intentional radiators operated under Section 15.231 shall not exceed the following:		
	Fundamental Frequency (MHz)	Field Strength of Fundamental (microvolts/meter)	Field Strength of Spurious Emissions (microvolts/meter)
	40.66 – 40.70	2.250	225
	70 – 130	1.250	125
	130 - 174	1.250 to 3.750**	125 to 375 **
	174 - 260	3.750	375
	260 – 470	3750 to 12.500**	375 to 1250 **
	above 470	12.500	1250

\*\* linear interpolations

Test Site:	Open Area Test Site (< 1 GHz), Fully anechoic chamber (> 1 GHz)
Distance:	3 Meter

Frequency (MHz)	Detector	Antenna Polarization	Analyzer Reading (dBμV)	Antenna Correction (dB/m)	Duty Cycle Correction (dB/m)	Field Strength (dBμV/m)	Limit (dBμV/m)	Margin (dB)
315.01	QP	hor	71.1	15.80	-12.09	74.81	75.62	-0.8
630.02	QP	hor	25.70	23.20	-12.09	36.81	61.94	-25.1
945.06	QP	hor	7.1	27.4	-12.09	22.41	61.94	-39.5
1259.00	PK	ver	19.14	26.6	-12.09	33.65	61.94	-28.3

\*\*\* = All emissions showed more than 20 dB margin to the limit

A negative value for Margin indicates, that the limit is kept.

### Sample calculation of erp values:

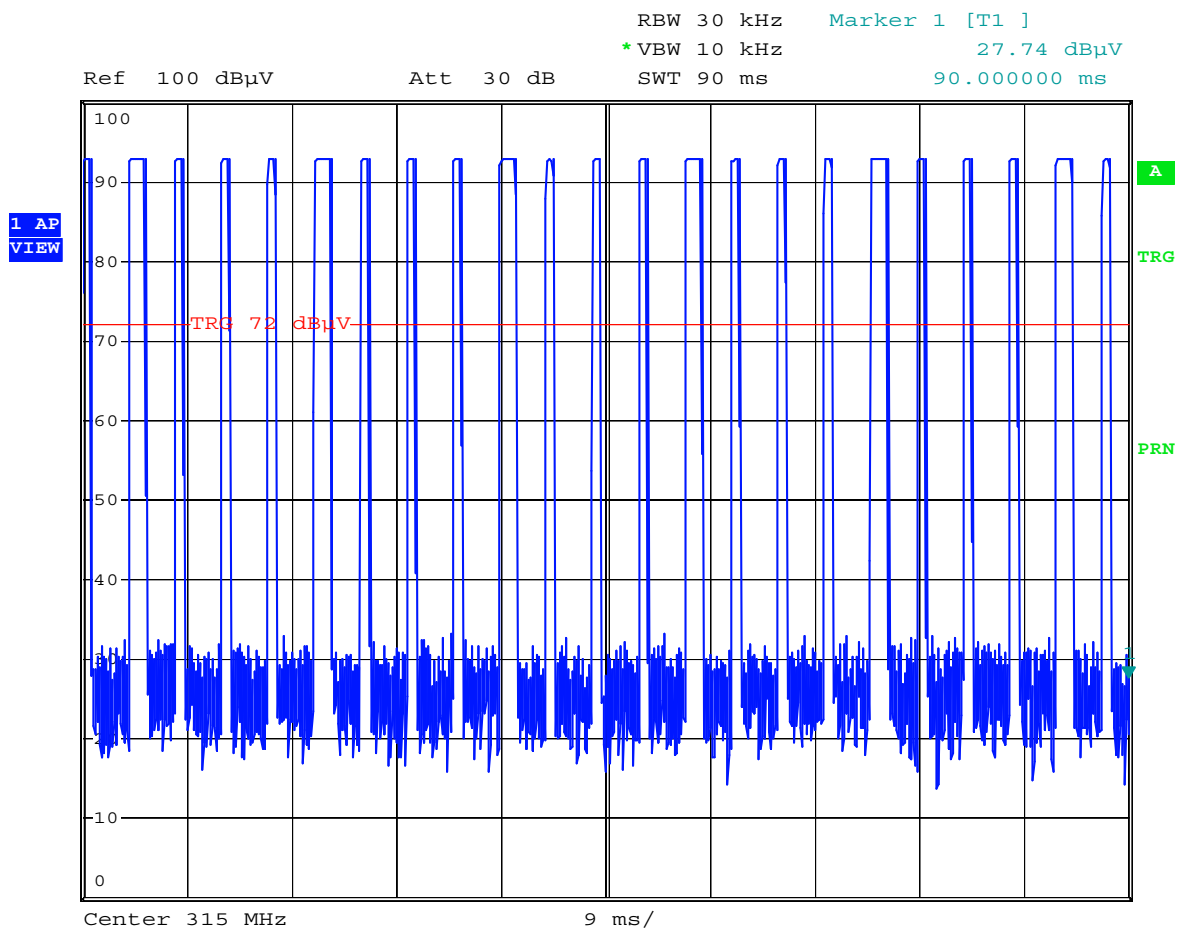
$$\text{Field Strength (dB}\mu\text{V/m)} = \text{Analyzer Reading (dB}\mu\text{V)} + \text{Antenna Correction (dB/m)} + \text{Duty Cycle Correction (dB)}$$

Test Results:	Pass
---------------	------

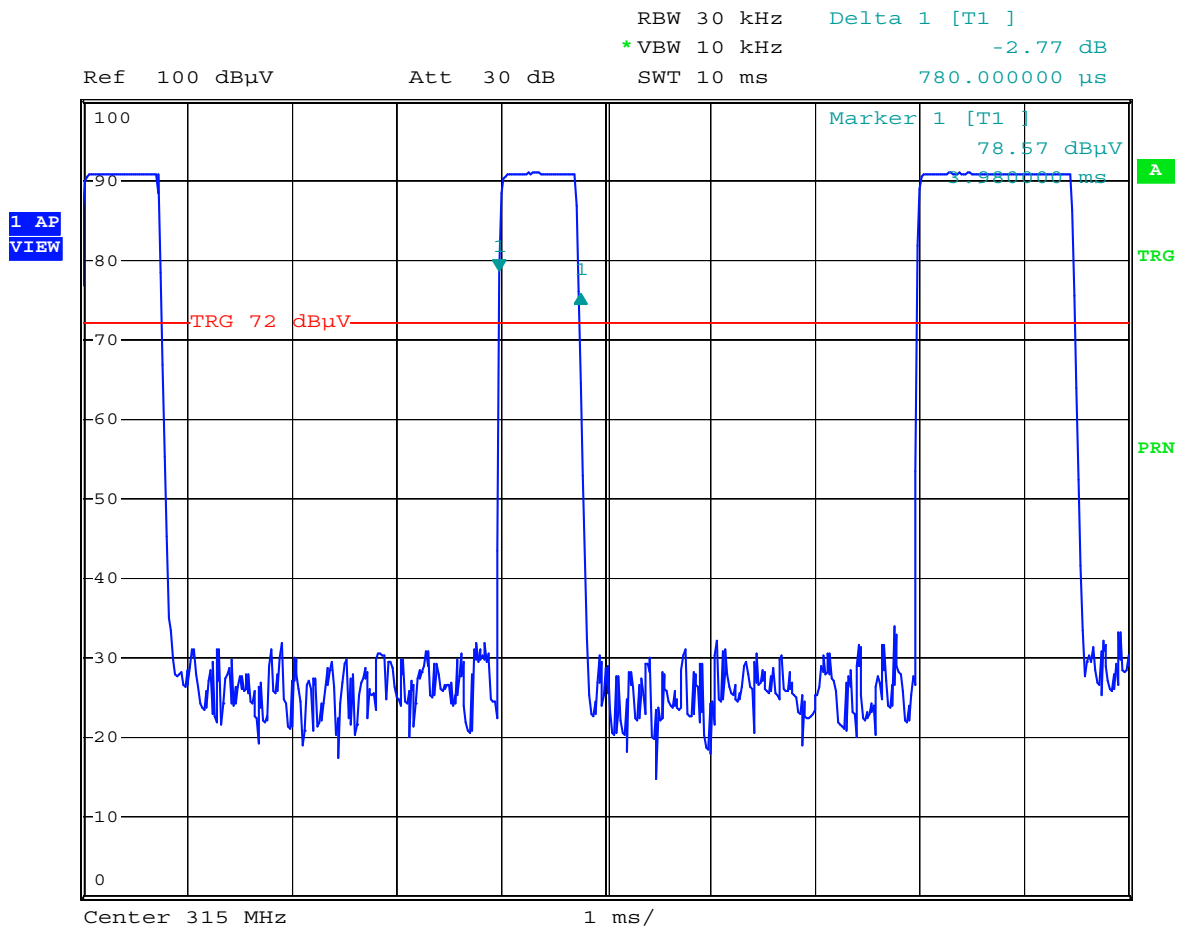
## Duty Cycle Correction

Rules and Specifications:	15.231 (b) (2) Limits on the Field Strength of Emissions
Guide:	ANSI C63.4
ANSI C63.4	When average detector function limits are specified for a pulse modulated transmitter, the average level of emissions may be found by measuring the peak levels of the emissions and correcting them with the duty cycle according to ANSI C64.4, section I4 (10)

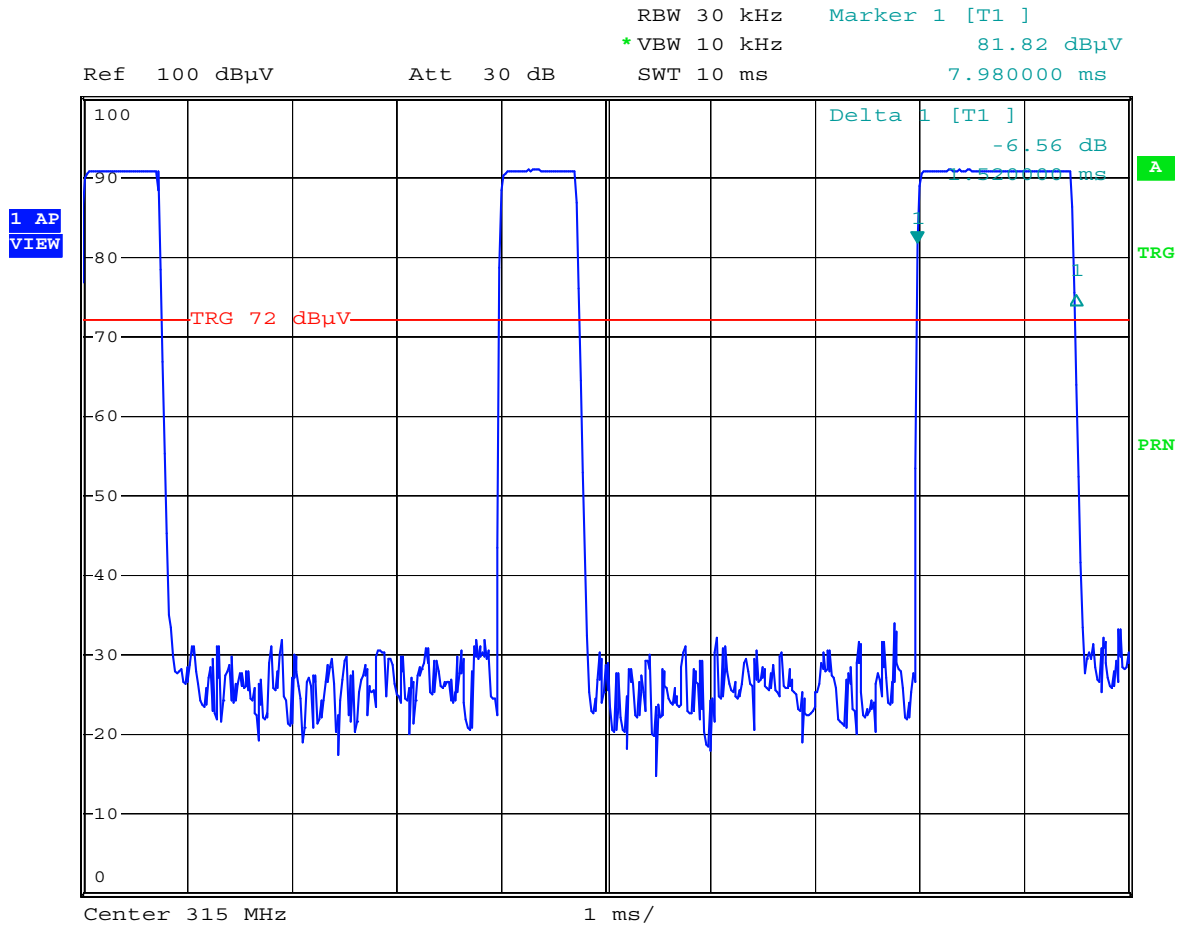
$$Duty\ Cycle\ Correction\ [dB] = 20 \cdot \log\left(\frac{Sum\ of\ the\ Pulse\ Widths}{100ms}\right) = -12.09\ dB$$



Comment A: Eldat 40219: Duty Cycle Correction  
 Date: 7.JUN.2004 11:39:33



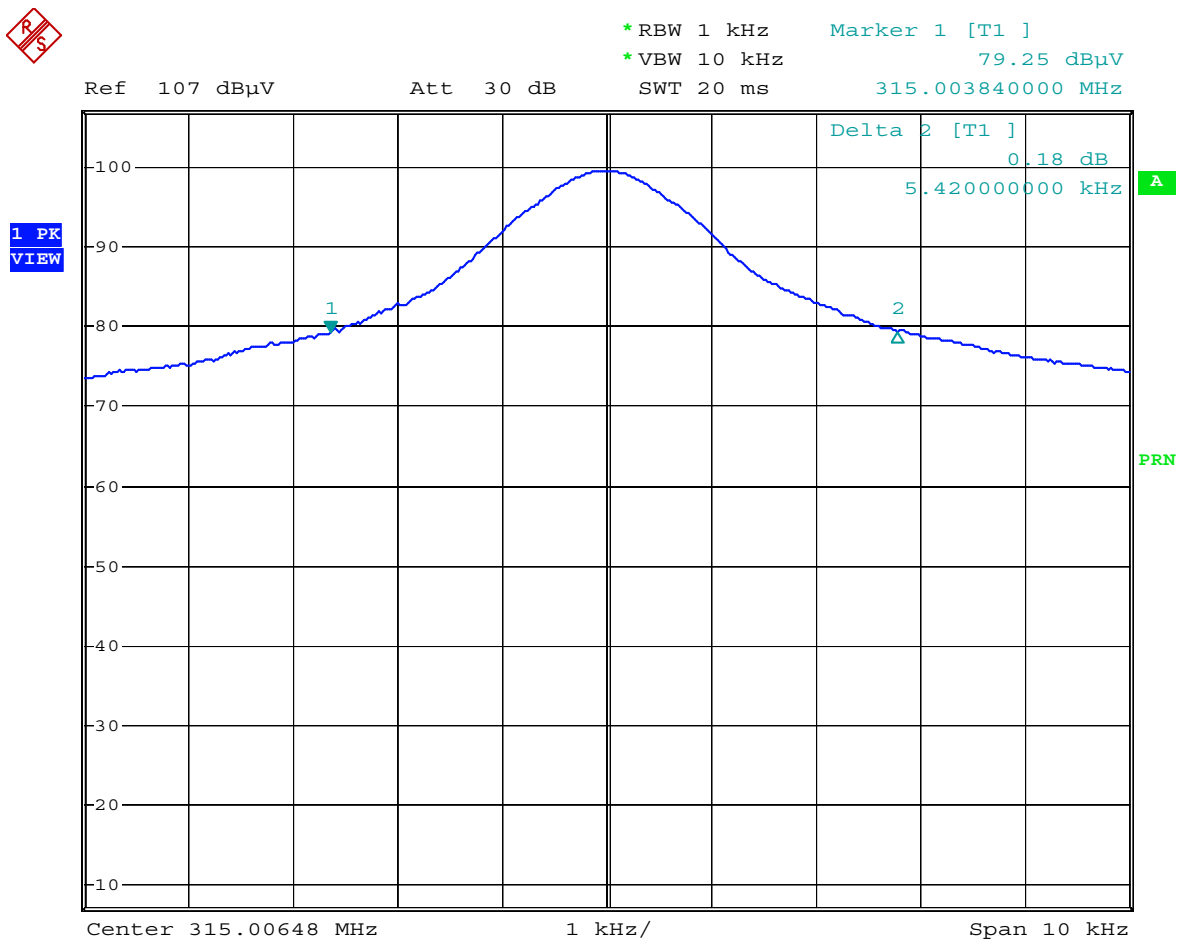
Comment A: Eldat 40219: Duty Cycle Correction  
Date: 7.JUN.2004 11:41:20



Comment A: Eldat 40219: Duty Cycle Correction  
 Date: 7.JUN.2004 11:49:20

## Bandwidth of Emission

Rules and Specifications:	15.231 c
Guide:	ANSI C63.4
Limit:	The bandwidth of the emission shall be no wider than 0.25% of the center frequency for devices operating above 70 MHz and below 900 MHz. For devices operating above 900 MHz, the emission shall be no wider than 0.5% of the center frequency. Bandwidth is determined at the points 20 dB from the modulated carrier



Comment A: Eldat 40219: Bandwidth of Emission  
Date: 9.JUN.2004 14:33:48

Test Results:	Pass
---------------	------

## 8. Referenced Regulations

All tests were performed with reference to the following regulations and standards:

All tests were performed with reference to the following regulations and standards:

<input checked="" type="checkbox"/>	CFR 47 Part 2	Code of Federal Regulations Part 2 (Frequency allocation and radio treaty matters; General rules and regulations) of the Federal Communication Commission (FCC)	October 10, 2004
<input checked="" type="checkbox"/>	CFR 47 Part 15	Code of Federal Regulations Part 15 (Radio Frequency Devices) of the Federal Communication Commission (FCC)	April 5, 2005
<input checked="" type="checkbox"/>	ANSI C63.4	American National Standard for Methods of Measurement of Radio-Noise Emissions from Low-Voltage Electrical and Electronic Equipment in the Range of 9 kHz to 40 GHz	December 11, 2003 (published on January 30, 2004)
<input checked="" type="checkbox"/>	RSS-210	Radio Standards Specification RSS-210 Issue 5 for Low Power Licence-Exempt Radiocommunication Devices (All Frequency Bands), published by Industry Canada	November 2001
<input checked="" type="checkbox"/>	RSS-102	Radio Standards Specification RSS-102 Issue 1: Evaluation Procedure for Mobile and Portable Radio Transmitters with respect to Health Canada's Safety Code 6 for Exposure of Humans to Radio Frequency Fields, published by Industry Canada	September 1999
<input type="checkbox"/>	ICES-003	Interference-Causing Equipment Standard ICES-003 Issue 4 for Digital Apparatus, published by Industry Canada	February 2004
<input checked="" type="checkbox"/>	CISPR 22	Third Edition of the International Special Committee on Radio Interference (CISPR), Pub. 22, "Information Technology Equipment – Radio Disturbance Characteristics – Limits and Methods of Measurement"	1997
<input type="checkbox"/>	CAN/CSA-CEI/IEC CISPR 22	Limits and Methods of Measurement of Radio Disturbance Characteristics of Information Technology Equipment	2002
<input checked="" type="checkbox"/>	TRC-43	Notes Regarding Designation of Emission (Including Necessary Bandwidth and Classification), Class of Station and Nature of Service, published by Industry Canada	October 9, 1982

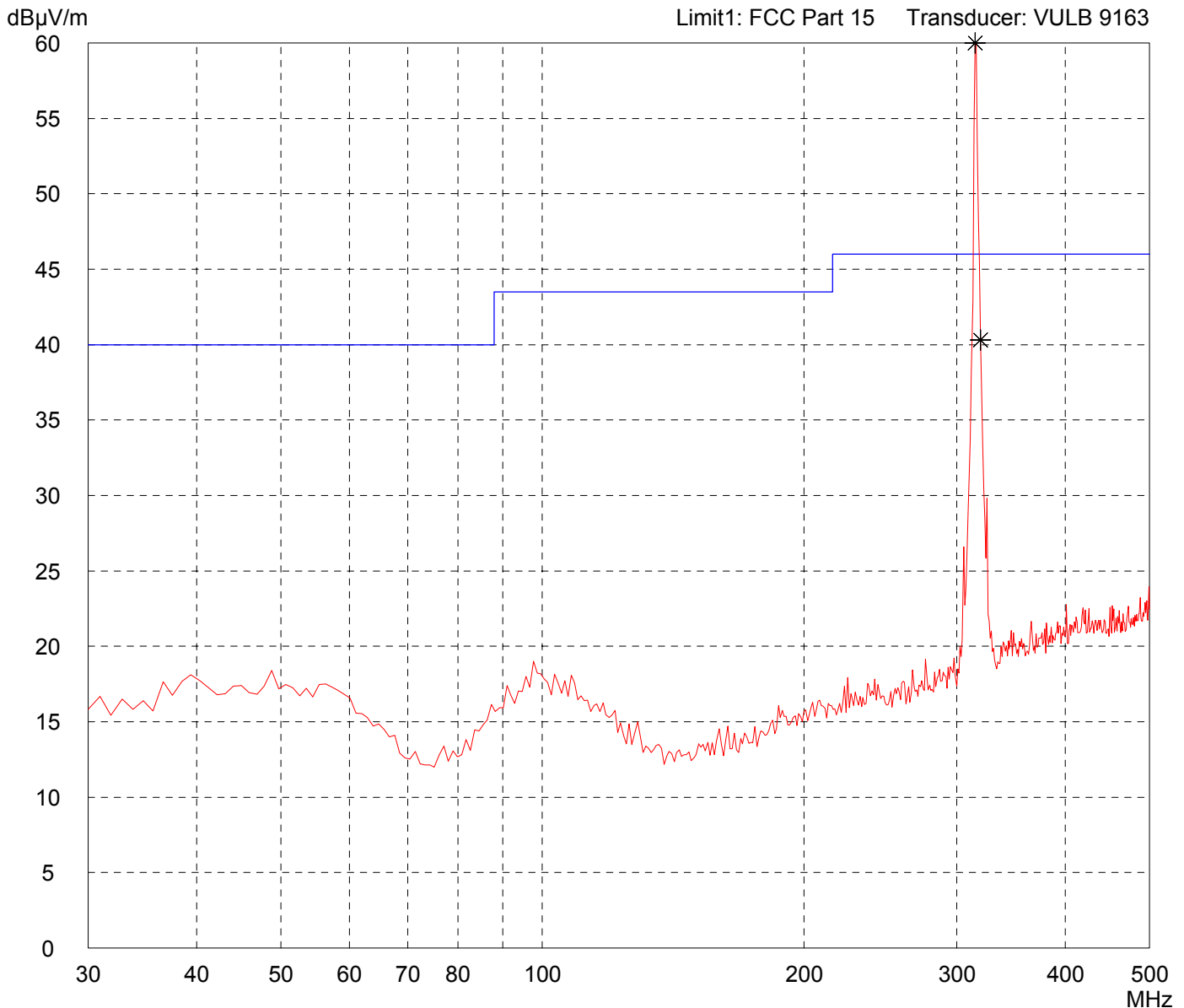
## Charts taken during testing

# Radiated Emission Test 30 MHz - 500 MHz acc. to FCC Part 15 (Fully Anechoic Chamber)

Model: <b>RG24 315 MHz ASK</b>	Comment: - 3 V lithium battery supply - transmitting continuously - EUT flat on table
Serial no.: <b>90128059</b>	
Applicant: <b>Eldat GmbH</b>	
Test site: <b>Fully anechoic room, cabin no. 2</b>	
Tested on: <b>Test distance 3 metres Horizontal Polarization</b>	
Date of test: <b>06/07/2004</b>	Operator: <b>M. Steindl</b>
Test performed: <b>automatically</b>	File name: <b>default.emi</b>

Detector: <b>Peak</b>	List of values: <b>10 dB Margin</b>
	<b>50 Subranges</b>



Result: <b>Prescan</b>	Project file: <b>50530-40219</b>
	Page    of    Pages

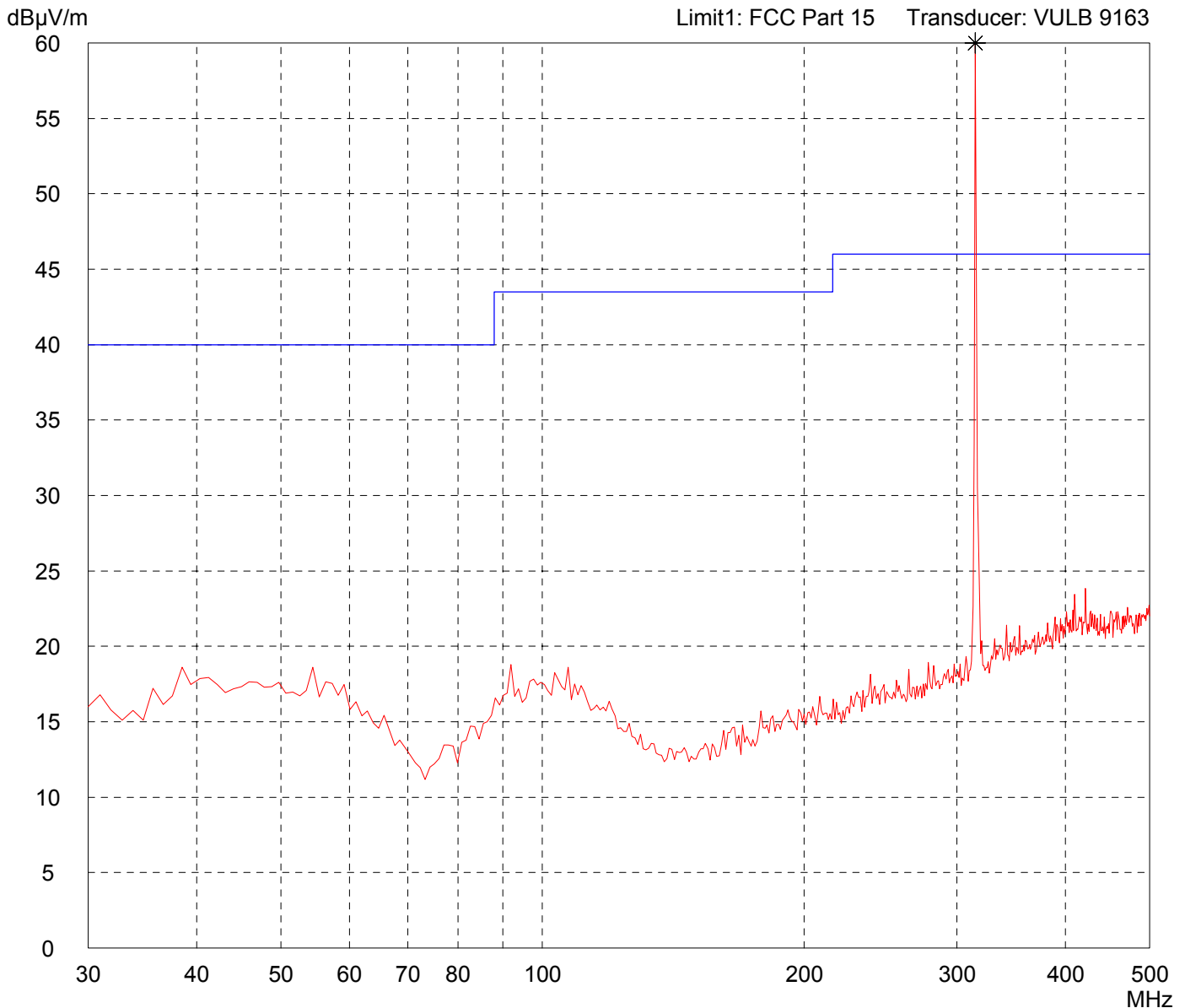


# Radiated Emission Test 30 MHz - 500 MHz acc. to FCC Part 15 (Fully Anechoic Chamber)

Model: <b>RG24 315 MHz ASK</b>	Comment: - 3 V lithium battery supply - transmitting continuously - EUT flat on table
Serial no.: <b>90128059</b>	
Applicant: <b>Eldat GmbH</b>	
Test site: <b>Fully anechoic room, cabin no. 2</b>	
Tested on: <b>Test distance 3 metres Vertical Polarization</b>	
Date of test: <b>06/07/2004</b>	Operator: <b>M. Steindl</b>
Test performed: <b>automatically</b>	File name: <b>default.emi</b>

Detector: <b>Peak</b>	List of values: <b>10 dB Margin</b>
	<b>50 Subranges</b>



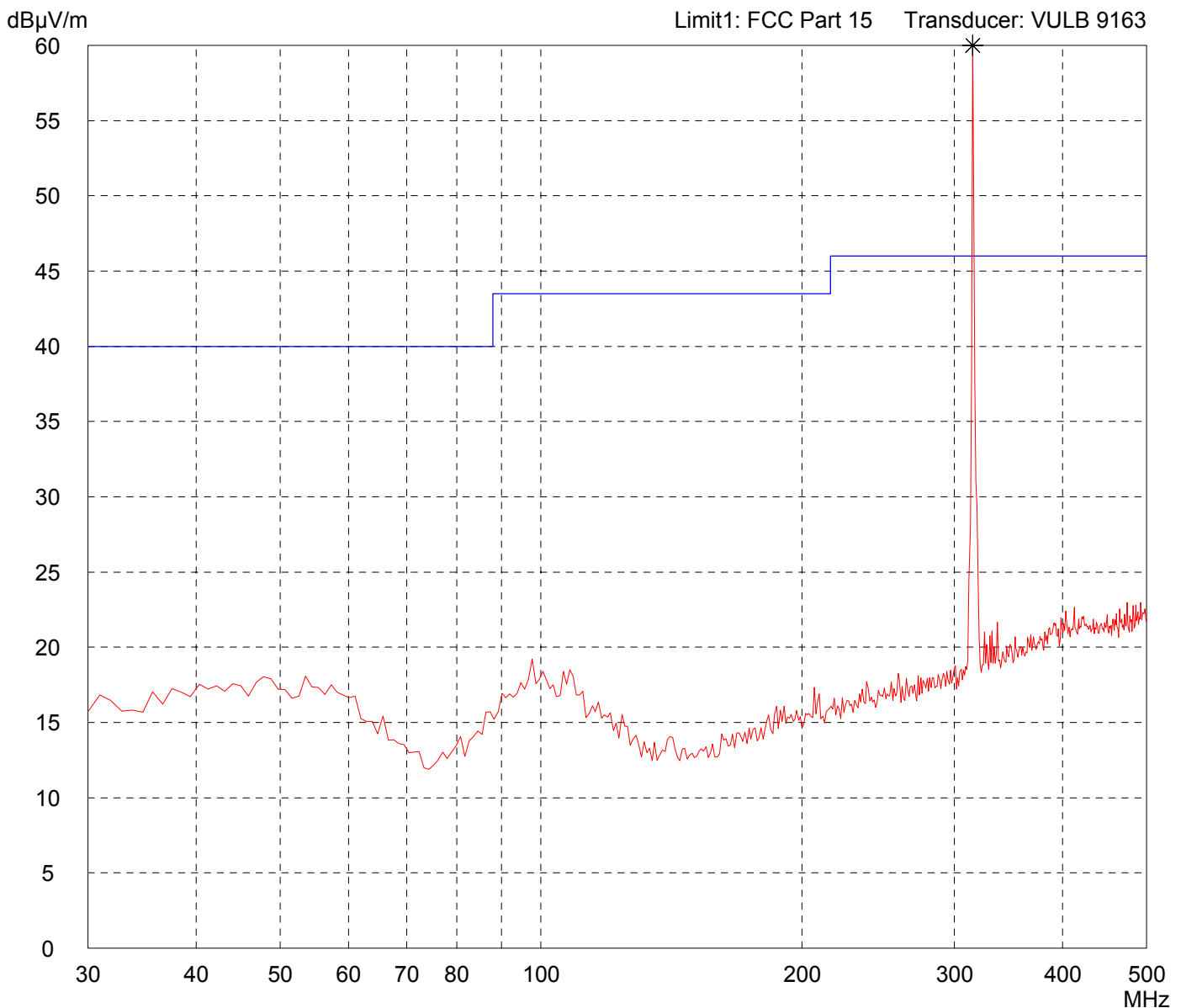
Result: <b>Prescan</b>	Project file: <b>50530-40219</b>
	Page    of    Pages

# Radiated Emission Test 30 MHz - 500 MHz acc. to FCC Part 15 (Fully Anechoic Chamber)

Model: <b>RG24 315 MHz ASK</b>	Comment: - 3 V lithium battery supply - transmitting continuously - EUT on long side
Serial no.: <b>90128059</b>	
Applicant: <b>Eldat GmbH</b>	
Test site: <b>Fully anechoic room, cabin no. 2</b>	
Tested on: <b>Test distance 3 metres Horizontal Polarization</b>	
Date of test: <b>06/07/2004</b>	Operator: <b>M. Steindl</b>
Test performed: <b>automatically</b>	File name: <b>default.emi</b>

Detector: <b>Peak</b>	List of values: <b>10 dB Margin</b>
	<b>50 Subranges</b>



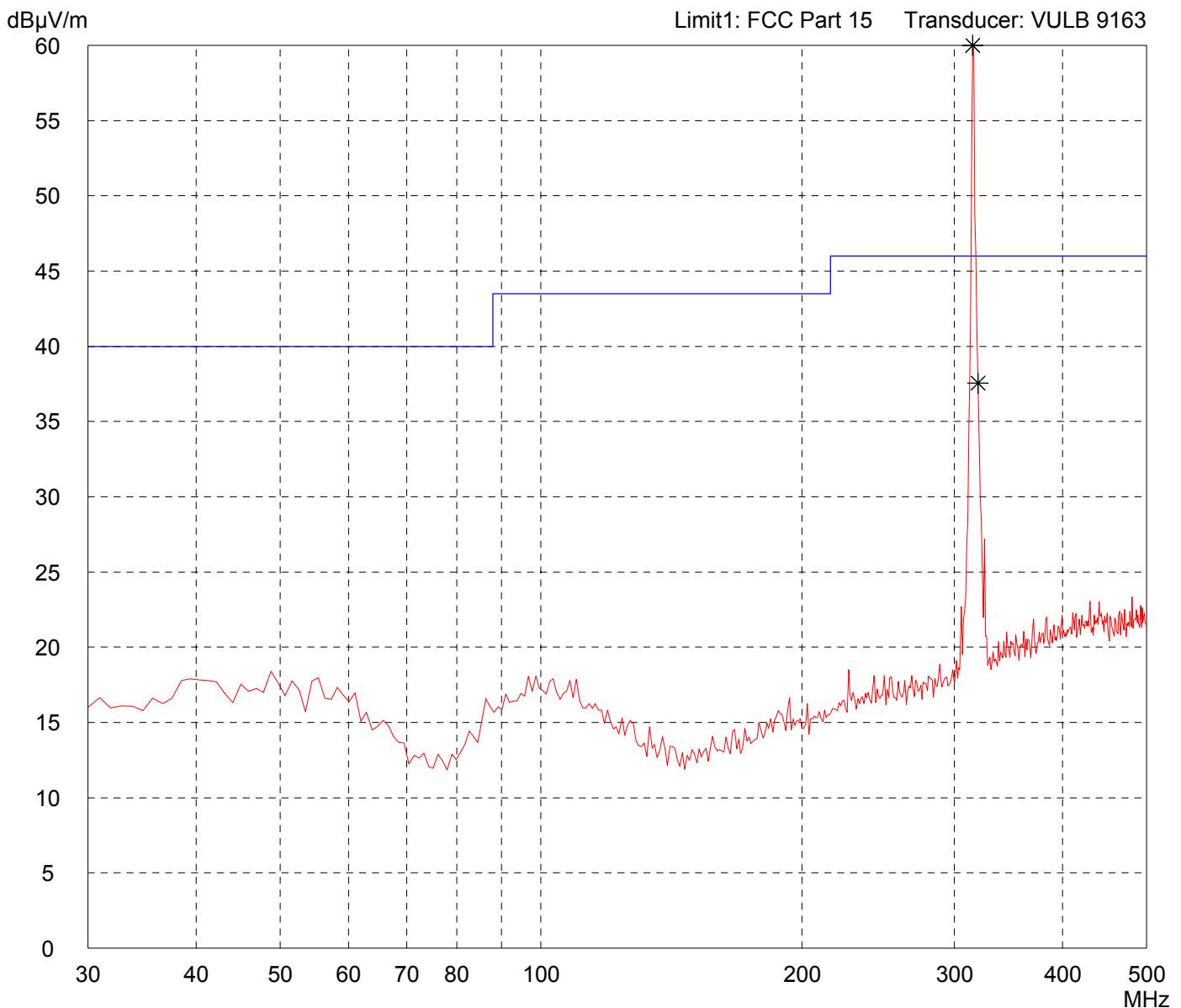
Result: <b>Prescan</b>	Project file: <b>50530-40219</b>
	Page    of    Pages

# Radiated Emission Test 30 MHz - 500 MHz acc. to FCC Part 15 (Fully Anechoic Chamber)

Model: <b>RG24 315 MHz ASK</b>	Comment: - 3 V lithium battery supply - transmitting continuously - EUT on long side
Serial no.: <b>90128059</b>	
Applicant: <b>Eldat GmbH</b>	
Test site: <b>Fully anechoic room, cabin no. 2</b>	
Tested on: <b>Test distance 3 metres Vertical Polarization</b>	
Date of test: <b>06/07/2004</b>	Operator: <b>M. Steindl</b>
Test performed: <b>automatically</b>	File name: <b>default.emi</b>

Detector: <b>Peak</b>	List of values: <b>10 dB Margin</b>
	<b>50 Subranges</b>



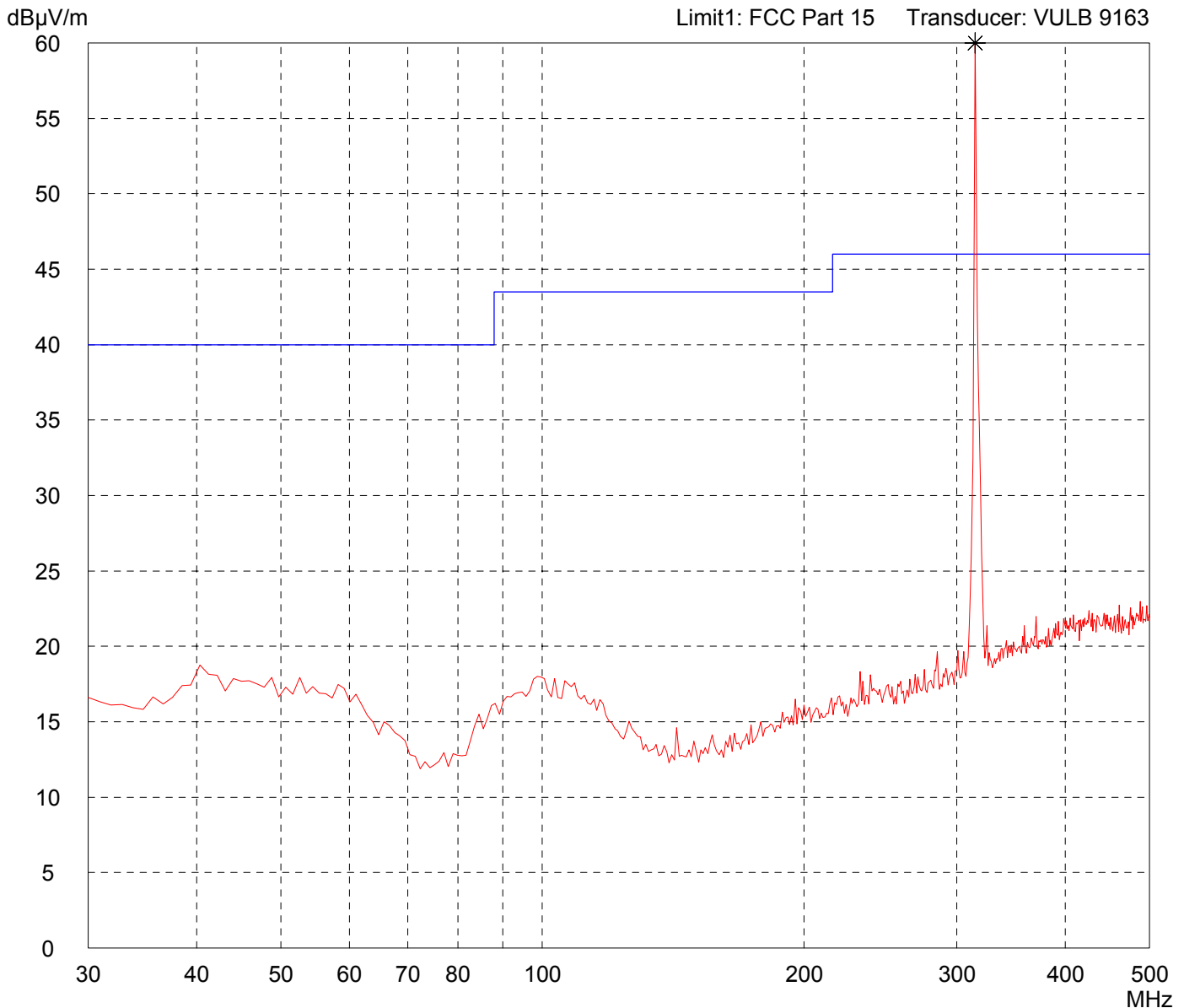
Result: <b>Prescan</b>	Project file: <b>50530-40219</b>
	Page    of    Pages

# Radiated Emission Test 30 MHz - 500 MHz acc. to FCC Part 15 (Fully Anechoic Chamber)

Model: <b>RG24 315 MHz ASK</b>	Comment: - 3 V lithium battery supply - transmitting continuously - EUT in upright position
Serial no.: <b>90128059</b>	
Applicant: <b>Eldat GmbH</b>	
Test site: <b>Fully anechoic room, cabin no. 2</b>	
Tested on: <b>Test distance 3 metres</b> <b>Horizontal Polarization</b>	
Date of test: <b>06/07/2004</b>	Operator: <b>M. Steindl</b>
Test performed: <b>automatically</b>	File name: <b>default.emi</b>

Detector: <b>Peak</b>	List of values: <b>10 dB Margin</b> <div style="text-align: right;"><b>50 Subranges</b></div>
--------------------------	--



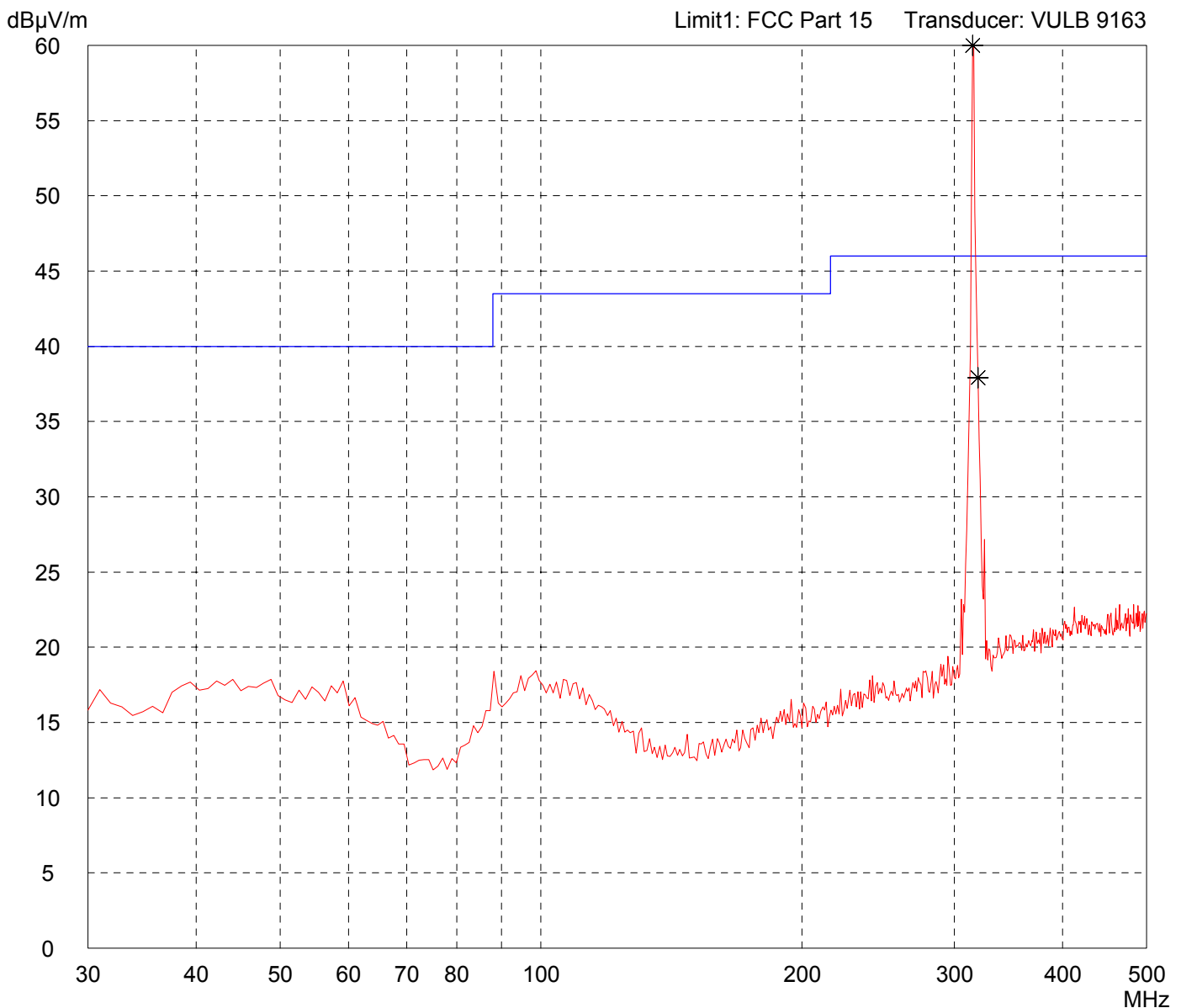
Result: <b>Prescan</b>	Project file: <b>50530-40219</b>
	Page    of    Pages

# Radiated Emission Test 30 MHz - 500 MHz acc. to FCC Part 15 (Fully Anechoic Chamber)

Model: <b>RG24 315 MHz ASK</b>	Comment: - 3 V lithium battery supply - transmitting continuously - EUT in upright position
Serial no.: <b>90128059</b>	
Applicant: <b>Eldat GmbH</b>	
Test site: <b>Fully anechoic room, cabin no. 2</b>	
Tested on: <b>Test distance 3 metres Vertical Polarization</b>	
Date of test: <b>06/07/2004</b>	Operator: <b>M. Steindl</b>
Test performed: <b>automatically</b>	File name: <b>default.emi</b>

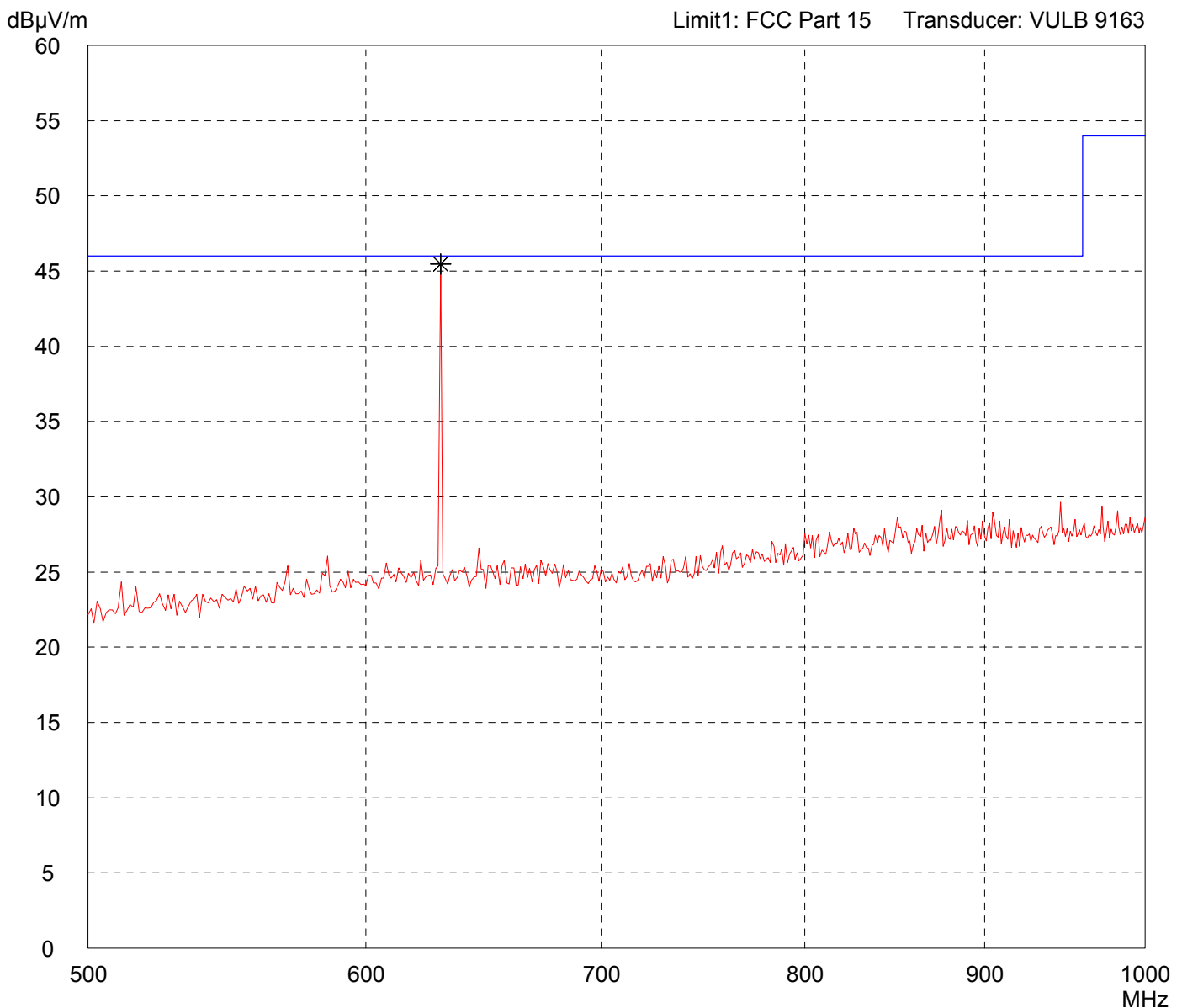
Detector: <b>Peak</b>	List of values: <b>10 dB Margin</b>
	<b>50 Subranges</b>



Result: <b>Prescan</b>	Project file: <b>50530-40219</b>
	Page    of    Pages

# Radiated Emission Test 500 MHz - 1 GHz acc. to FCC Part 15 (Fully Anechoic Chamber)

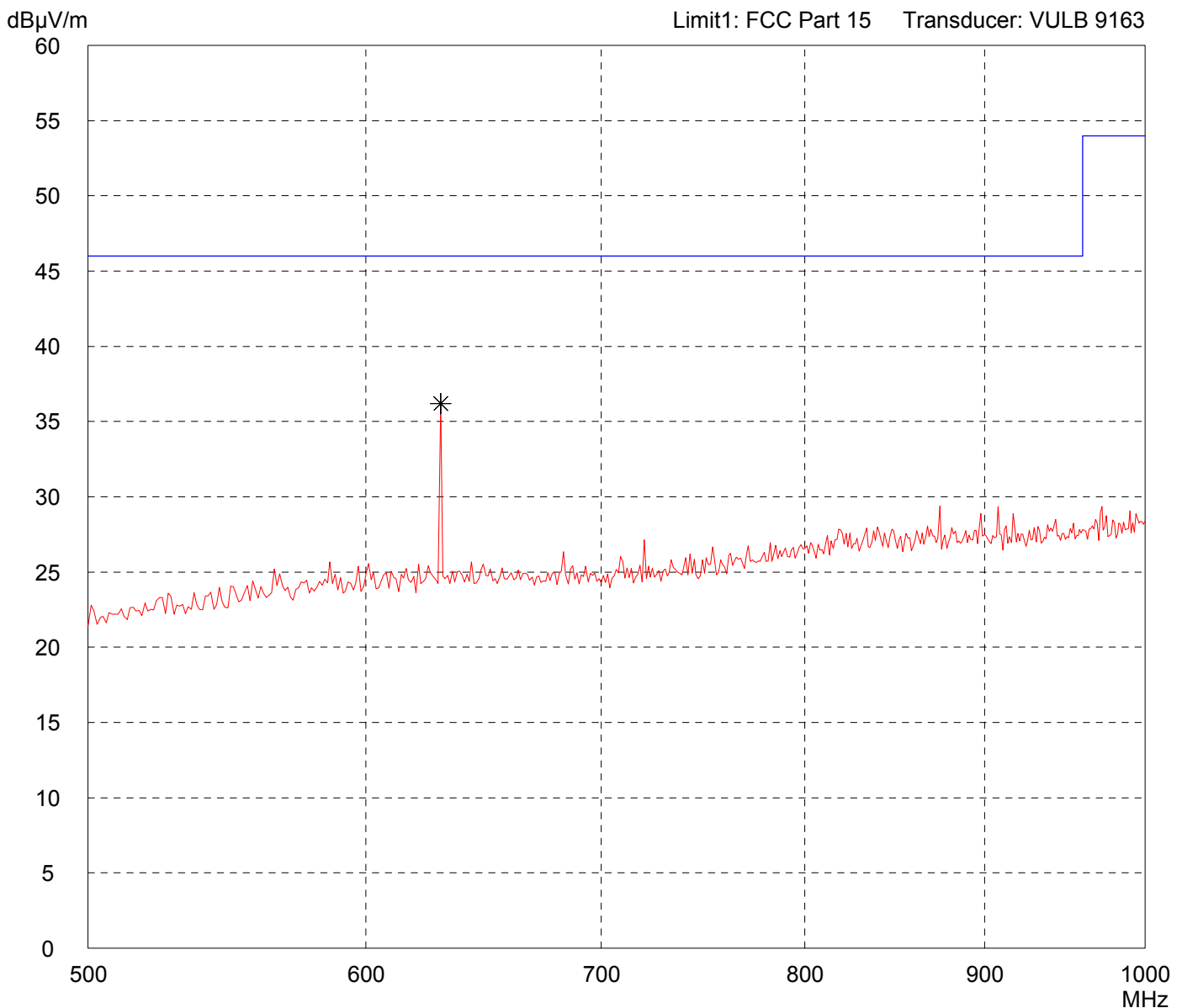
Model: <b>RG24 315 MHz ASK</b>		Comment: - 3 V lithium battery supply  - transmitting continuously  - EUT flat on table  - Note: with WHKS500-10SS high-pass-filter
Serial no.: <b>90128059</b>		
Applicant: <b>Eldat GmbH</b>		
Test site: <b>Fully anechoic room, cabin no. 2</b>		
Tested on: <b>Test distance 3 metres Horizontal Polarization</b>		
Date of test: <b>06/07/2004</b>	Operator: <b>M. Steindl</b>	
Test performed: <b>automatically</b>	File name: <b>default.emi</b>	
Detector: <b>Peak</b>		List of values: <b>10 dB Margin</b> <span style="float: right;"><b>50 Subranges</b></span>



Result: <b>Prescan</b>	Project file: <b>50530-40219</b>	Page    of    Pages
---------------------------	-------------------------------------	---------------------

# Radiated Emission Test 500 MHz - 1 GHz acc. to FCC Part 15 (Fully Anechoic Chamber)

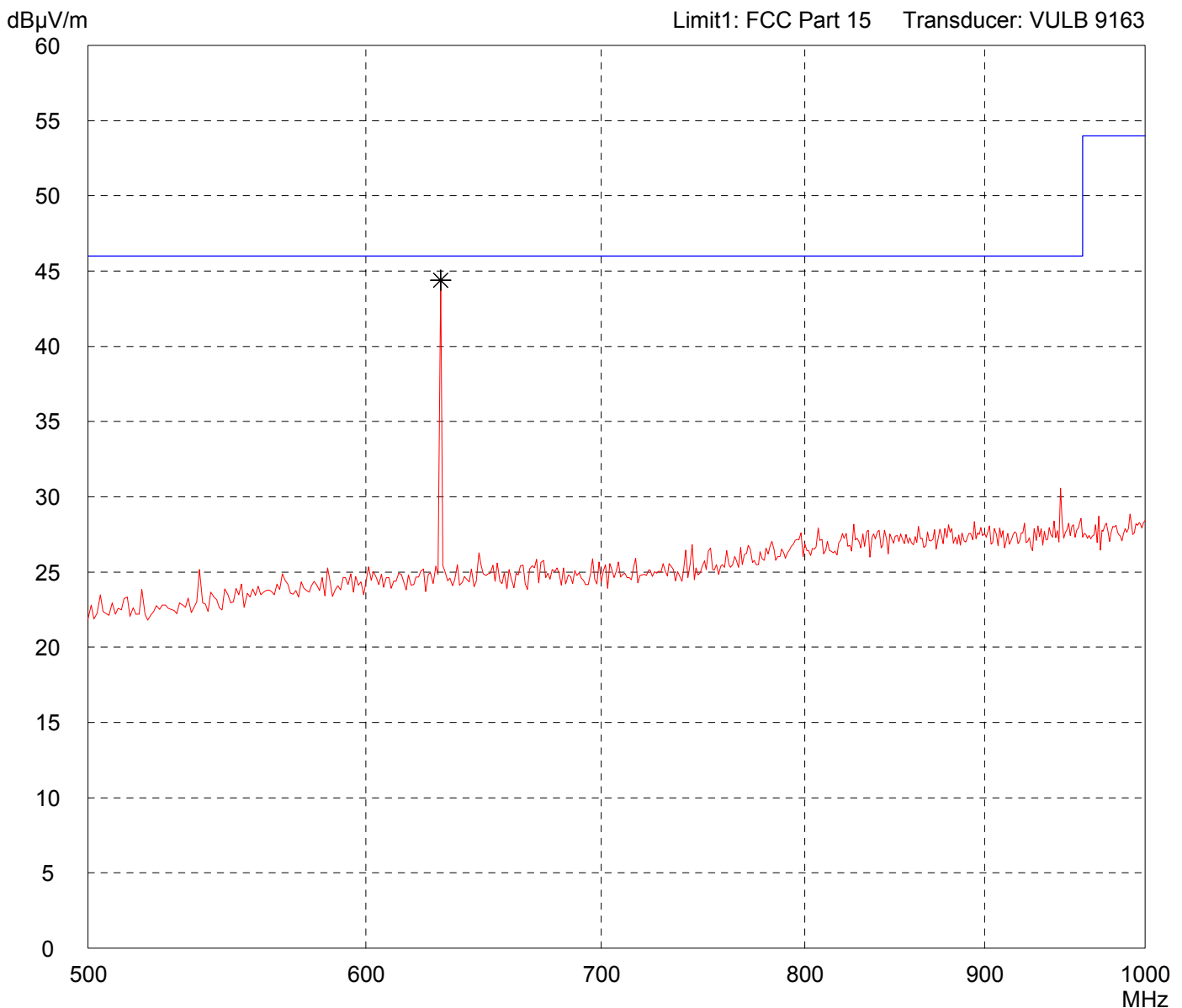
Model: <b>RG24 315 MHz ASK</b>		Comment: - 3 V lithium battery supply  - transmitting continuously  - EUT flat on table  - Note: with WHKS500-10SS high-pass-filter
Serial no.: <b>90128059</b>		
Applicant: <b>Eldat GmbH</b>		
Test site: <b>Fully anechoic room, cabin no. 2</b>		
Tested on: <b>Test distance 3 metres Vertical Polarization</b>		
Date of test: <b>06/07/2004</b>	Operator: <b>M. Steindl</b>	
Test performed: <b>automatically</b>	File name: <b>default.emi</b>	
Detector: <b>Peak</b>		List of values: <b>10 dB Margin</b> <span style="float: right;"><b>50 Subranges</b></span>



Result: <b>Prescan</b>	Project file: <b>50530-40219</b>	Page    of    Pages
---------------------------	-------------------------------------	---------------------

# Radiated Emission Test 500 MHz - 1 GHz acc. to FCC Part 15 (Fully Anechoic Chamber)

Model: <b>RG24 315 MHz ASK</b>		Comment: - 3 V lithium battery supply  - transmitting continuously  - EUT on long side  - Note: with WHKS500-10SS high-pass-filter	
Serial no.: <b>90128059</b>			
Applicant: <b>Eldat GmbH</b>			
Test site: <b>Fully anechoic room, cabin no. 2</b>			
Tested on: <b>Test distance 3 metres Horizontal Polarization</b>			
Date of test: <b>06/07/2004</b>	Operator: <b>M. Steindl</b>		
Test performed: <b>automatically</b>	File name: <b>default.emi</b>		
Detector: <b>Peak</b>		List of values: <b>10 dB Margin</b>	<b>50 Subranges</b>

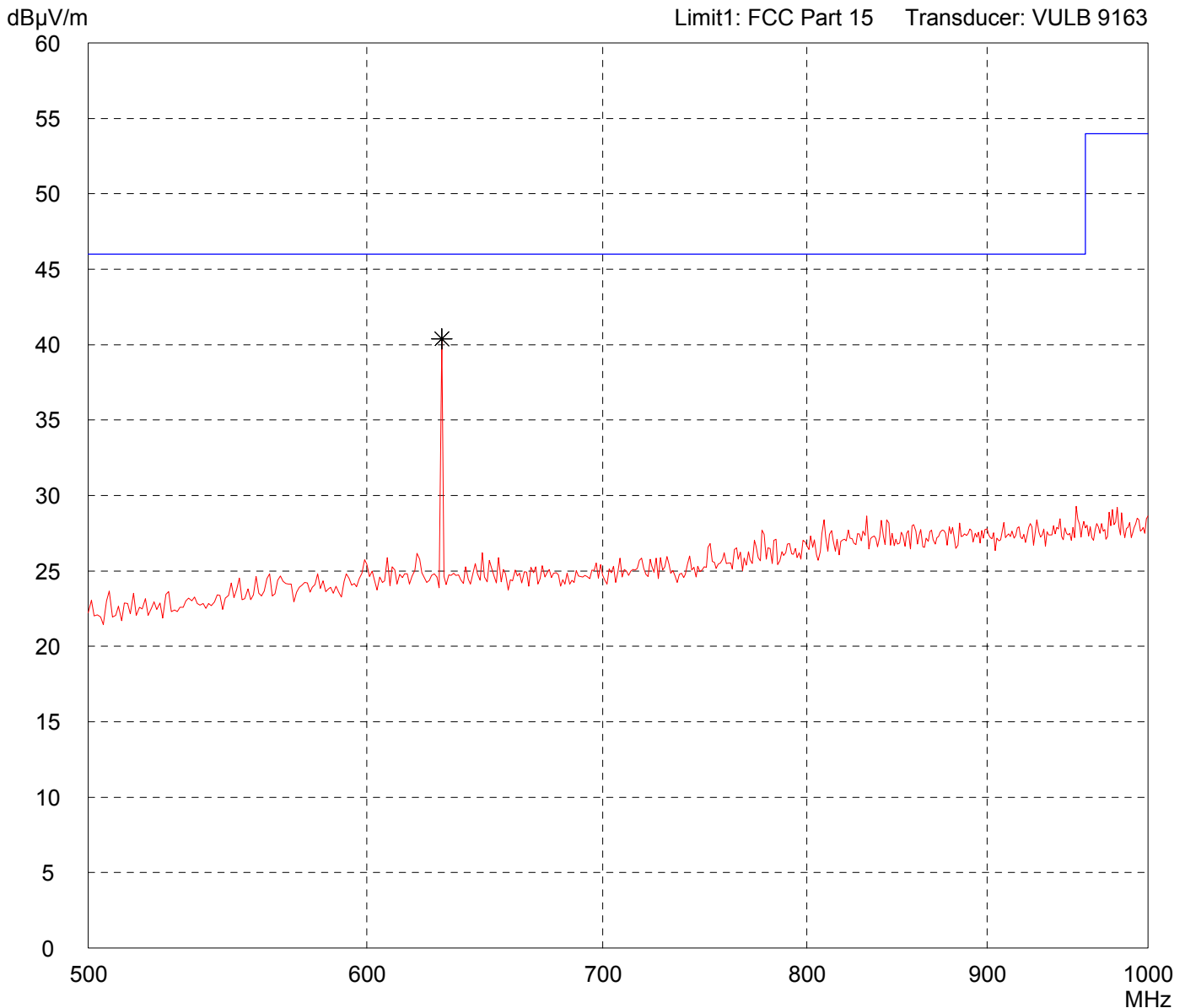


Result: <b>Prescan</b>	Project file: <b>50530-40219</b>	Page    of    Pages
---------------------------	-------------------------------------	---------------------



# Radiated Emission Test 500 MHz - 1 GHz acc. to FCC Part 15 (Fully Anechoic Chamber)

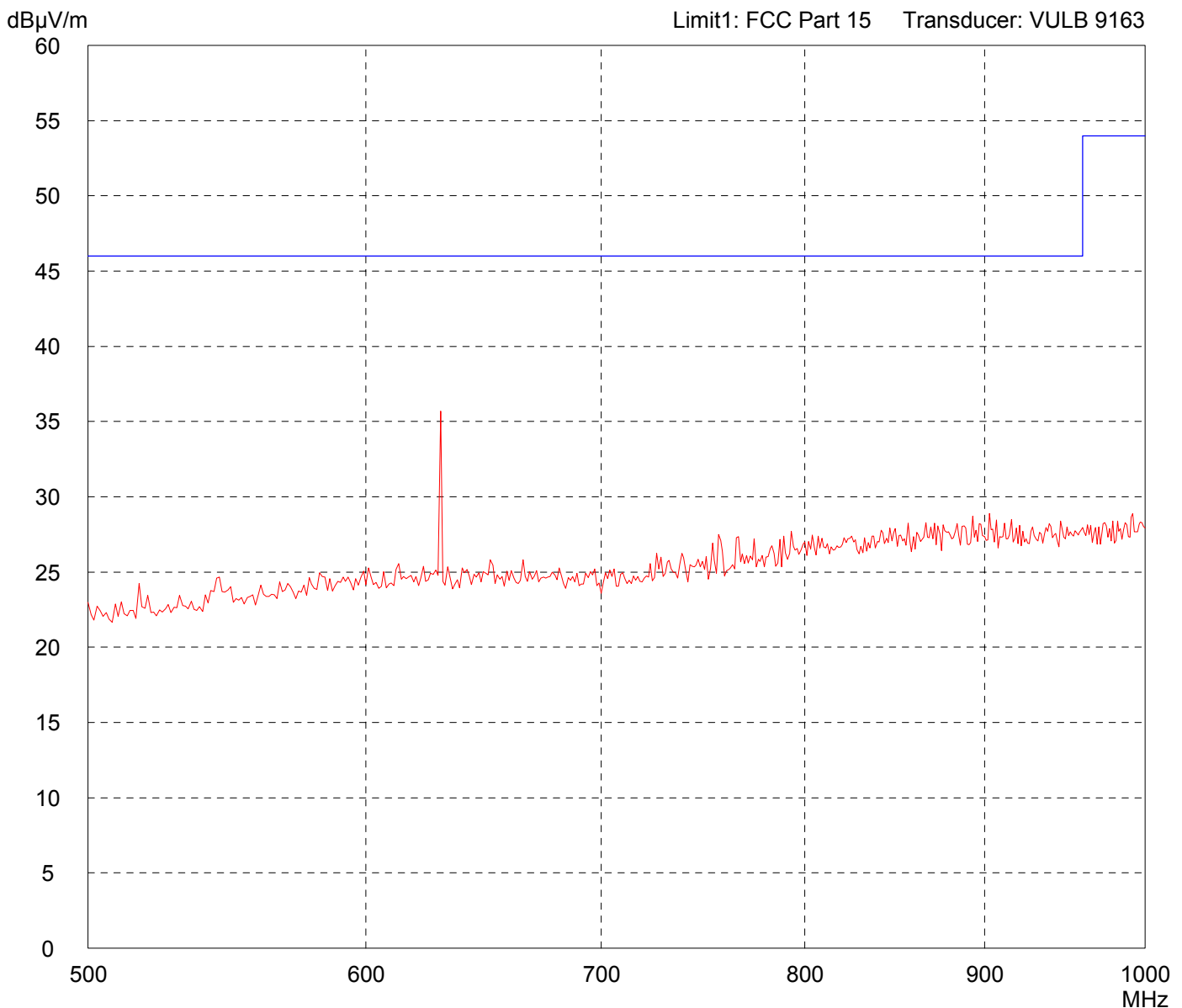
Model: <b>RG24 315 MHz ASK</b>		Comment: - 3 V lithium battery supply  - transmitting continuously  - EUT on long side  - Note: with WHKS500-10SS high-pass-filter
Serial no.: <b>90128059</b>		
Applicant: <b>Eldat GmbH</b>		
Test site: <b>Fully anechoic room, cabin no. 2</b>		
Tested on: <b>Test distance 3 metres Vertical Polarization</b>		
Date of test: <b>06/07/2004</b>	Operator: <b>M. Steindl</b>	
Test performed: <b>automatically</b>	File name: <b>default.emi</b>	
Detector: <b>Peak</b>		List of values: <b>10 dB Margin</b> <span style="float: right;"><b>50 Subranges</b></span>



Result: <b>Prescan</b>	Project file: <b>50530-40219</b>	Page    of    Pages
---------------------------	-------------------------------------	---------------------

# Radiated Emission Test 500 MHz - 1 GHz acc. to FCC Part 15 (Fully Anechoic Chamber)

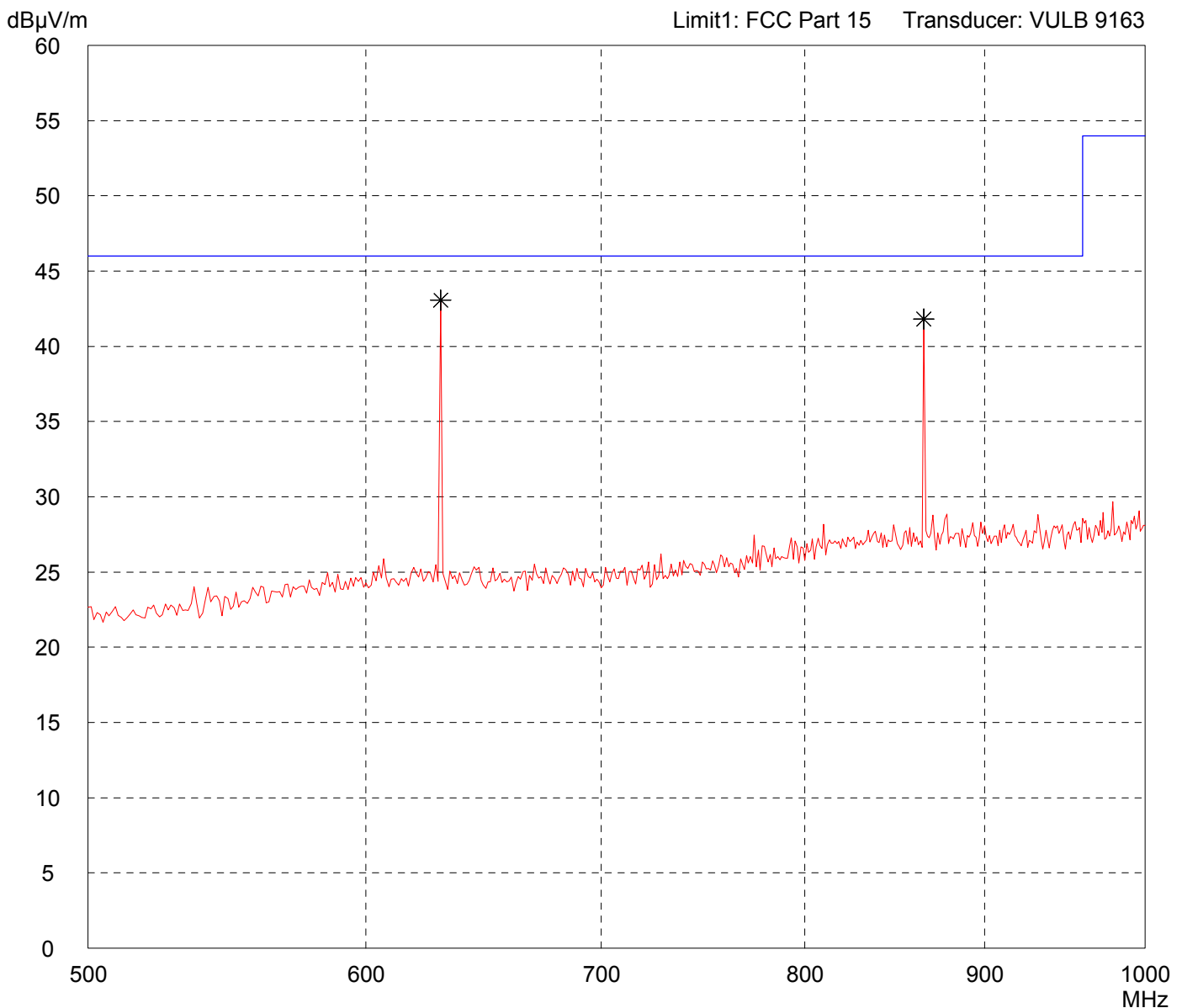
Model: <b>RG24 315 MHz ASK</b>		Comment: - 3 V lithium battery supply  - transmitting continuously  - EUT in upright position  - Note: with WHKS500-10SS high-pass-filter
Serial no.: <b>90128059</b>		
Applicant: <b>Eldat GmbH</b>		
Test site: <b>Fully anechoic room, cabin no. 2</b>		
Tested on: <b>Test distance 3 metres Horizontal Polarization</b>		
Date of test: <b>06/07/2004</b>	Operator: <b>M. Steindl</b>	
Test performed: <b>automatically</b>	File name: <b>default.emi</b>	
Detector: <b>Peak</b>		List of values: <b>10 dB Margin</b> <span style="float: right;"><b>50 Subranges</b></span>



Result: <b>Prescan</b>	Project file: <b>50530-40219</b> <div style="text-align: right;">           Page    of    Pages         </div>
---------------------------	---

# Radiated Emission Test 500 MHz - 1 GHz acc. to FCC Part 15 (Fully Anechoic Chamber)

Model: <b>RG24 315 MHz ASK</b>		Comment: - 3 V lithium battery supply  - transmitting continuously  - EUT in upright position  - Note: with WHKS500-10SS high-pass-filter	
Serial no.: <b>90128059</b>			
Applicant: <b>Eldat GmbH</b>			
Test site: <b>Fully anechoic room, cabin no. 2</b>			
Tested on: <b>Test distance 3 metres Vertical Polarization</b>			
Date of test: <b>06/07/2004</b>	Operator: <b>M. Steindl</b>		
Test performed: <b>automatically</b>	File name: <b>default.emi</b>		
Detector: <b>Peak</b>		List of values: <b>10 dB Margin</b>	<b>50 Subranges</b>



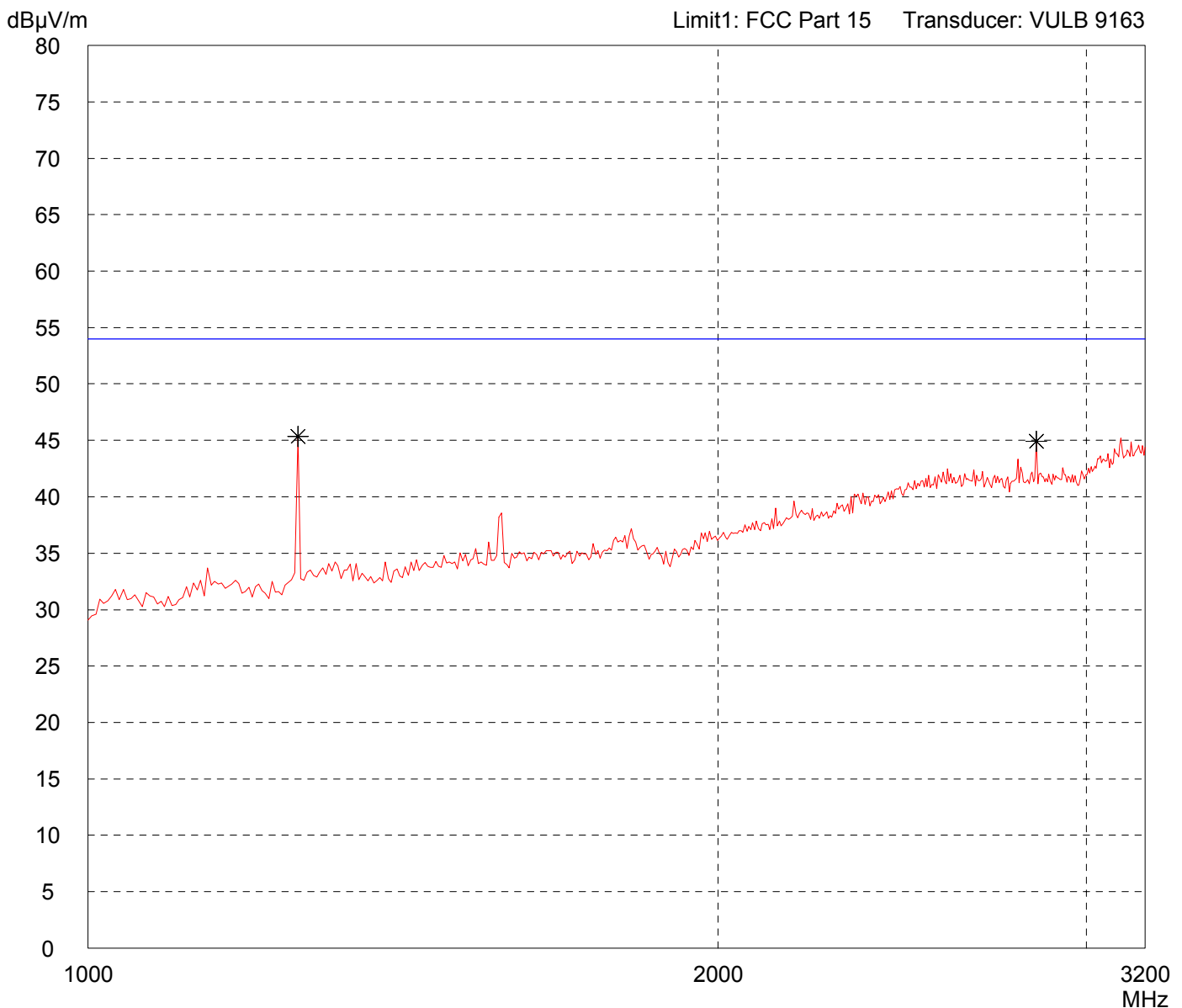
Result: <b>Prescan</b>	Project file: <b>50530-40219</b>	Page    of    Pages
---------------------------	-------------------------------------	---------------------

# Radiated Emission Test 1 GHz - 3.2 GHz acc. to FCC Part 15 (Fully Anechoic Chamber)

Model: <b>RG24 315 MHz ASK</b>	Comment: - 3 V lithium battery supply - transmitting continuously - EUT flat on table - Note: with WHKS1000-10SS high-pass-filter
Serial no.: <b>90128059</b>	
Applicant: <b>Eldat GmbH</b>	
Test site: <b>Fully anechoic room, cabin no. 2</b>	
Tested on: <b>Test distance 3 metres</b> <b>Horizontal Polarization</b>	
Date of test: <b>06/07/2004</b>	Operator: <b>M. Steindl</b>
Test performed: <b>automatically</b>	File name: <b>default.emi</b>

Detector: <b>Peak</b>	List of values: <b>Selected by hand</b>
--------------------------	--



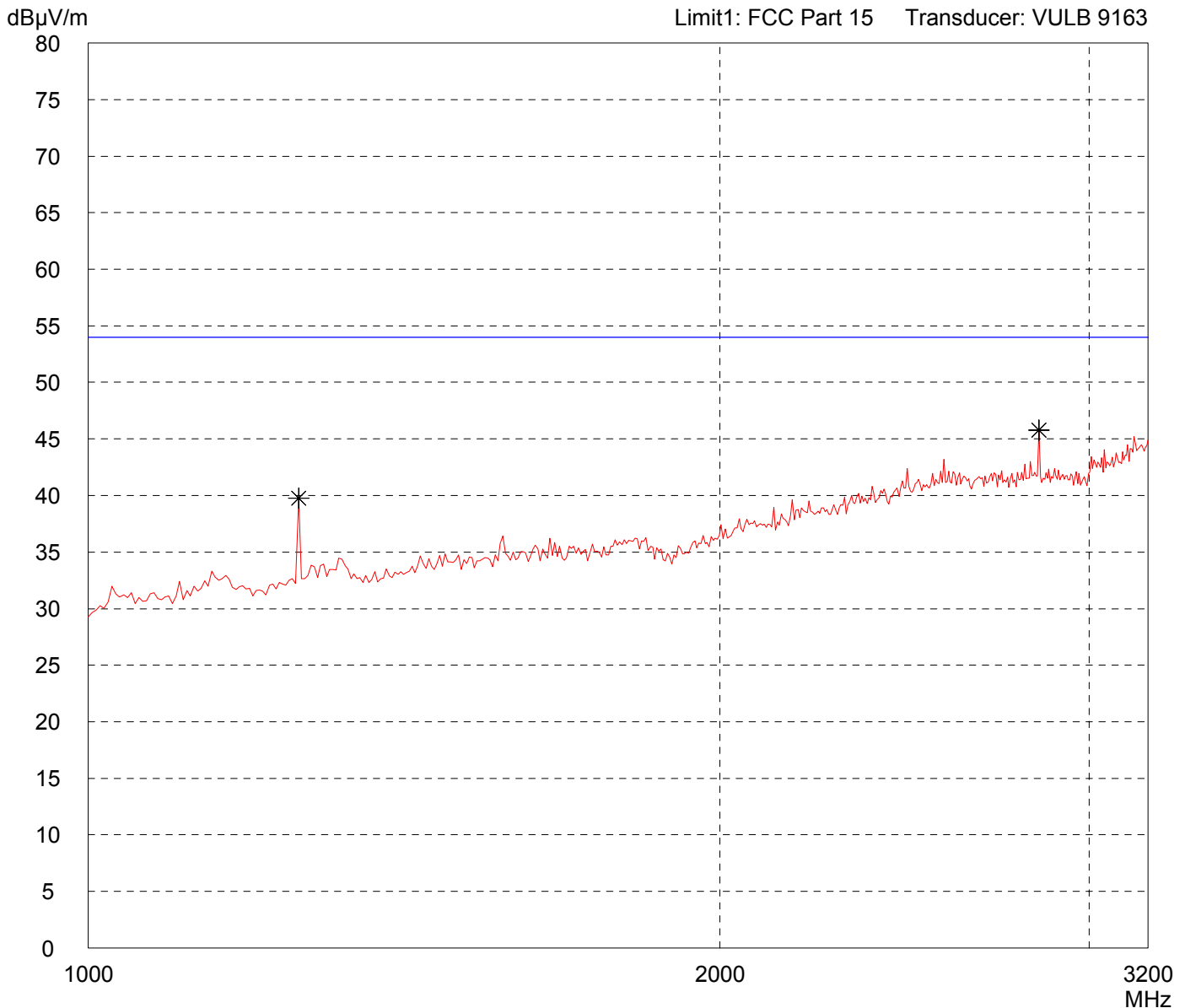
Result: <b>Prescan</b>	Project file: <b>50530-40219</b>
	Page    of    Pages

# Radiated Emission Test 1 GHz - 3.2 GHz acc. to FCC Part 15 (Fully Anechoic Chamber)

Model: <b>RG24 315 MHz ASK</b>	Comment: - 3 V lithium battery supply - transmitting continuously - EUT flat on table - Note: with WHKS1000-10SS high-pass-filter
Serial no.: <b>90128059</b>	
Applicant: <b>Eldat GmbH</b>	
Test site: <b>Fully anechoic room, cabin no. 2</b>	
Tested on: <b>Test distance 3 metres Vertical Polarization</b>	
Date of test: <b>06/07/2004</b>	Operator: <b>M. Steindl</b>
Test performed: <b>automatically</b>	File name: <b>default.emi</b>

Detector: <b>Peak</b>	List of values: <b>Selected by hand</b>
--------------------------	--



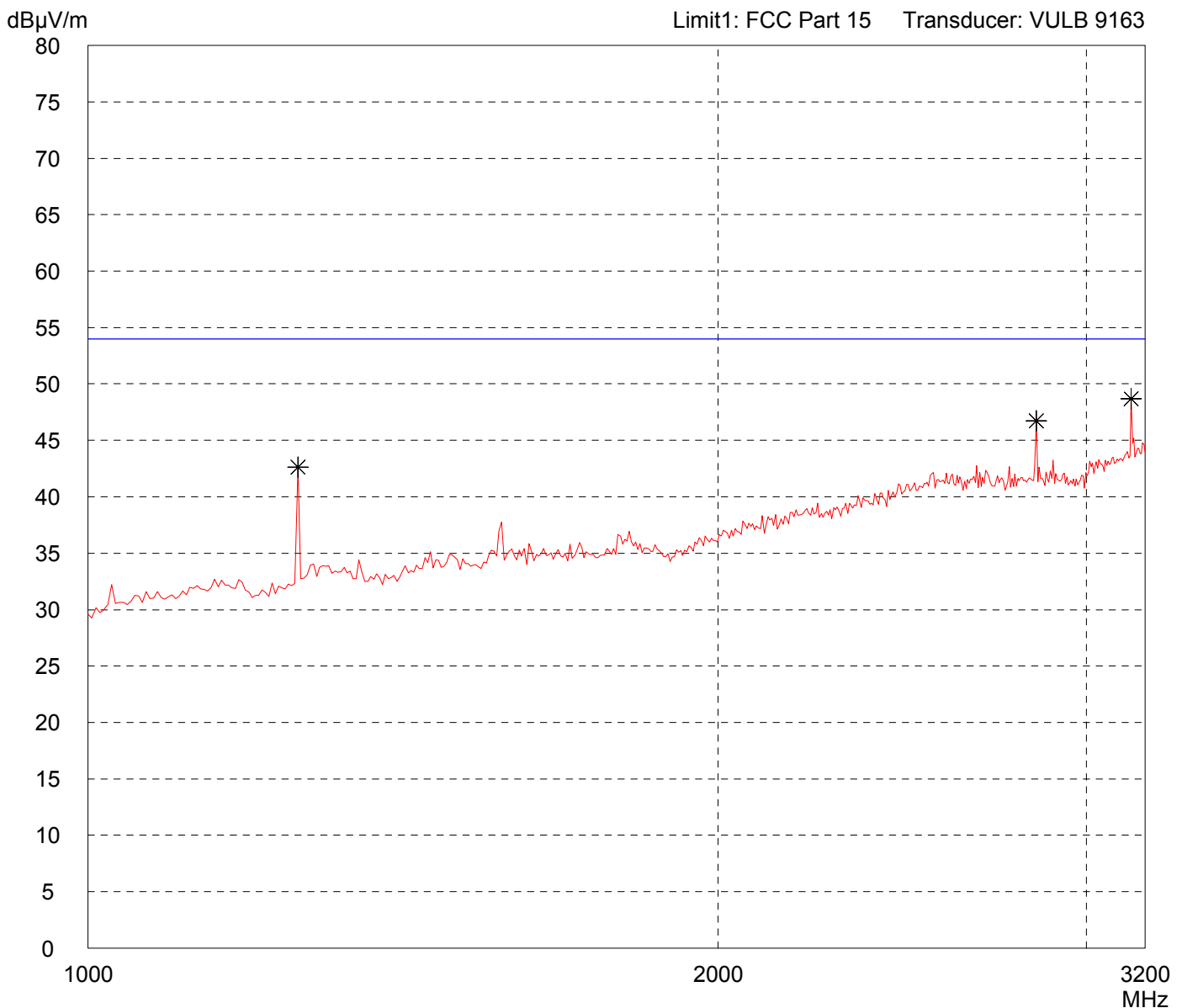
Result: <b>Prescan</b>	Project file: <b>50530-40219</b>
	Page    of    Pages

# Radiated Emission Test 1 GHz - 3.2 GHz acc. to FCC Part 15 (Fully Anechoic Chamber)

Model: <b>RG24 315 MHz ASK</b>	Comment: - 3 V lithium battery supply - transmitting continuously - EUT on long side - Note: with WHKS1000-10SS high-pass-filter
Serial no.: <b>90128059</b>	
Applicant: <b>Eldat GmbH</b>	
Test site: <b>Fully anechoic room, cabin no. 2</b>	
Tested on: <b>Test distance 3 metres Horizontal Polarization</b>	
Date of test: <b>06/07/2004</b>	Operator: <b>M. Steindl</b>
Test performed: <b>automatically</b>	File name: <b>default.emi</b>

Detector: <b>Peak</b>	List of values: <b>Selected by hand</b>
--------------------------	--

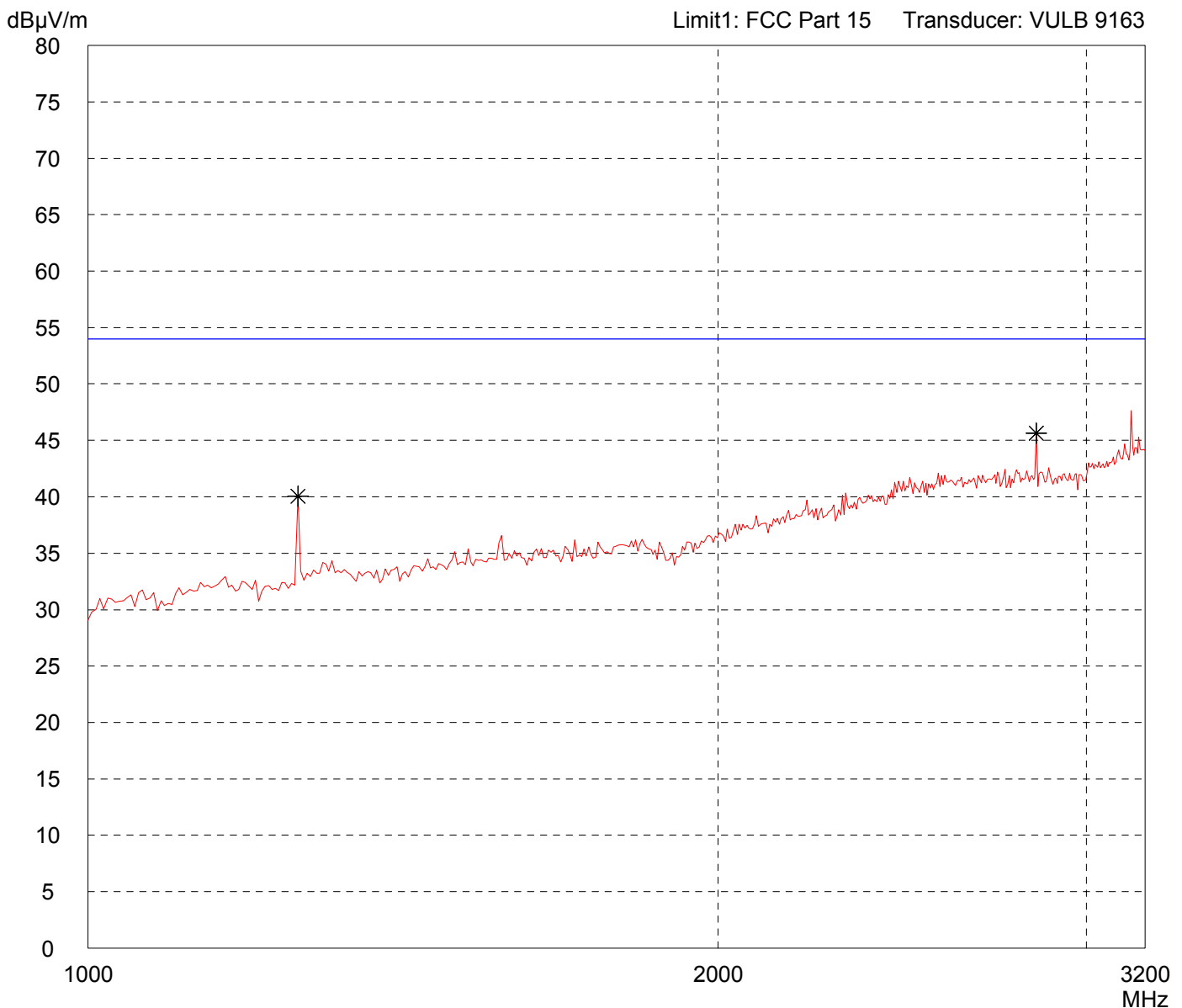


Result: <b>Prescan</b>	Project file: <b>50530-40219</b>
	Page    of    Pages

# Radiated Emission Test 1 GHz - 3.2 GHz acc. to FCC Part 15 (Fully Anechoic Chamber)

Model: <b>RG24 315 MHz ASK</b>	Comment: - 3 V lithium battery supply - transmitting continuously - EUT on long side - Note: with WHKS1000-10SS high-pass-filter
Serial no.: <b>90128059</b>	
Applicant: <b>Eldat GmbH</b>	
Test site: <b>Fully anechoic room, cabin no. 2</b>	
Tested on: <b>Test distance 3 metres Vertical Polarization</b>	
Date of test: <b>06/07/2004</b>	Operator: <b>M. Steindl</b>
Test performed: <b>automatically</b>	File name: <b>default.emi</b>

Detector: <b>Peak</b>	List of values: <b>Selected by hand</b>
--------------------------	--



Result: <b>Prescan</b>	Project file: <b>50530-40219</b>
---------------------------	-------------------------------------

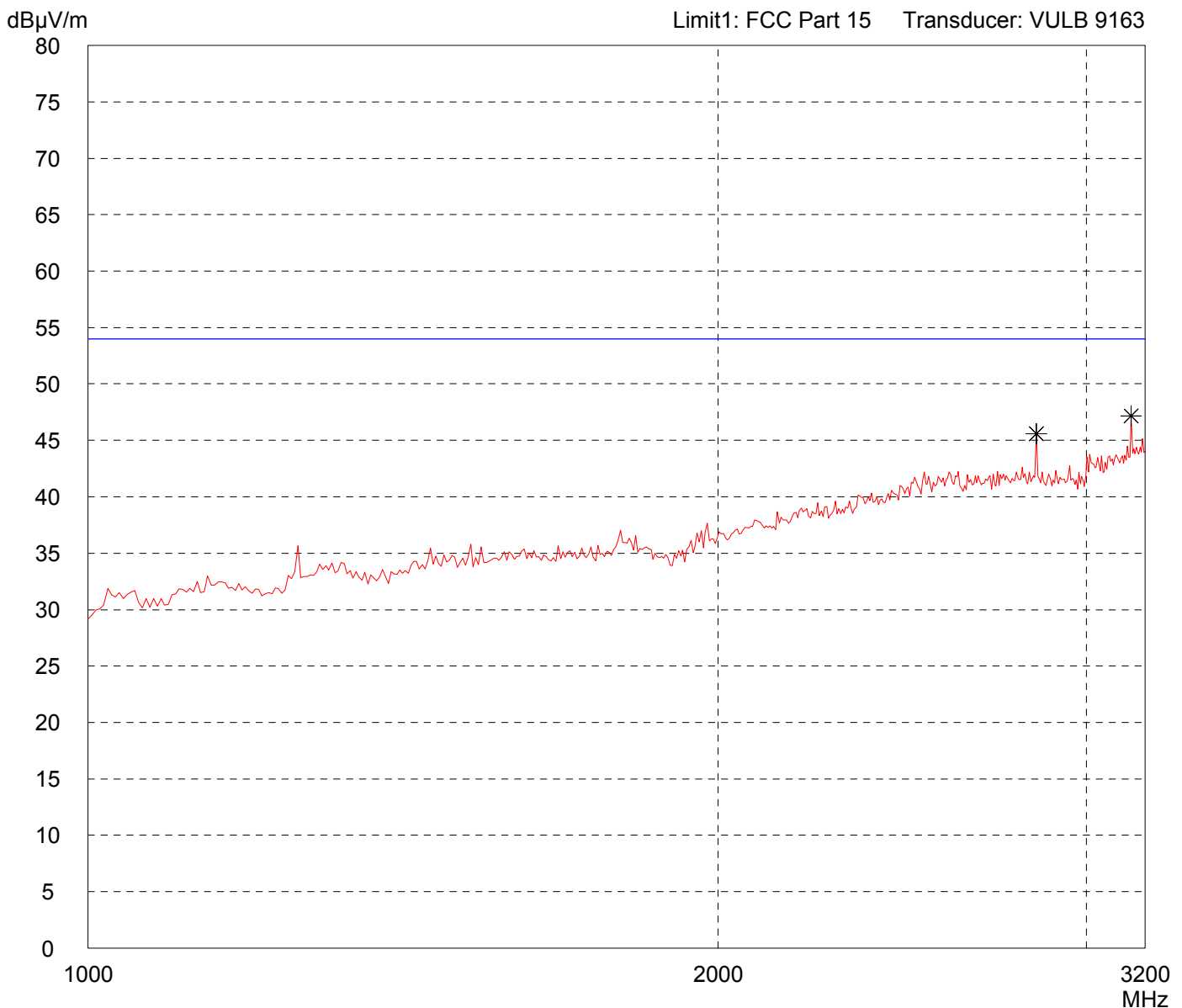
Page    of    Pages

# Radiated Emission Test 1 GHz - 3.2 GHz acc. to FCC Part 15 (Fully Anechoic Chamber)

Model: <b>RG24 315 MHz ASK</b>	Comment: - 3 V lithium battery supply - transmitting continuously - EUT in upright position - Note: with WHKS1000-10SS high-pass-filter
Serial no.: <b>90128059</b>	
Applicant: <b>Eldat GmbH</b>	
Test site: <b>Fully anechoic room, cabin no. 2</b>	
Tested on: <b>Test distance 3 metres Horizontal Polarization</b>	
Date of test: <b>06/07/2004</b>	Operator: <b>M. Steindl</b>
Test performed: <b>automatically</b>	File name: <b>default.emi</b>

Detector: <b>Peak</b>	List of values: <b>10 dB Margin</b>
	<b>50 Subranges</b>



Result: <b>Prescan</b>	Project file: <b>50530-40219</b>
	Page    of    Pages

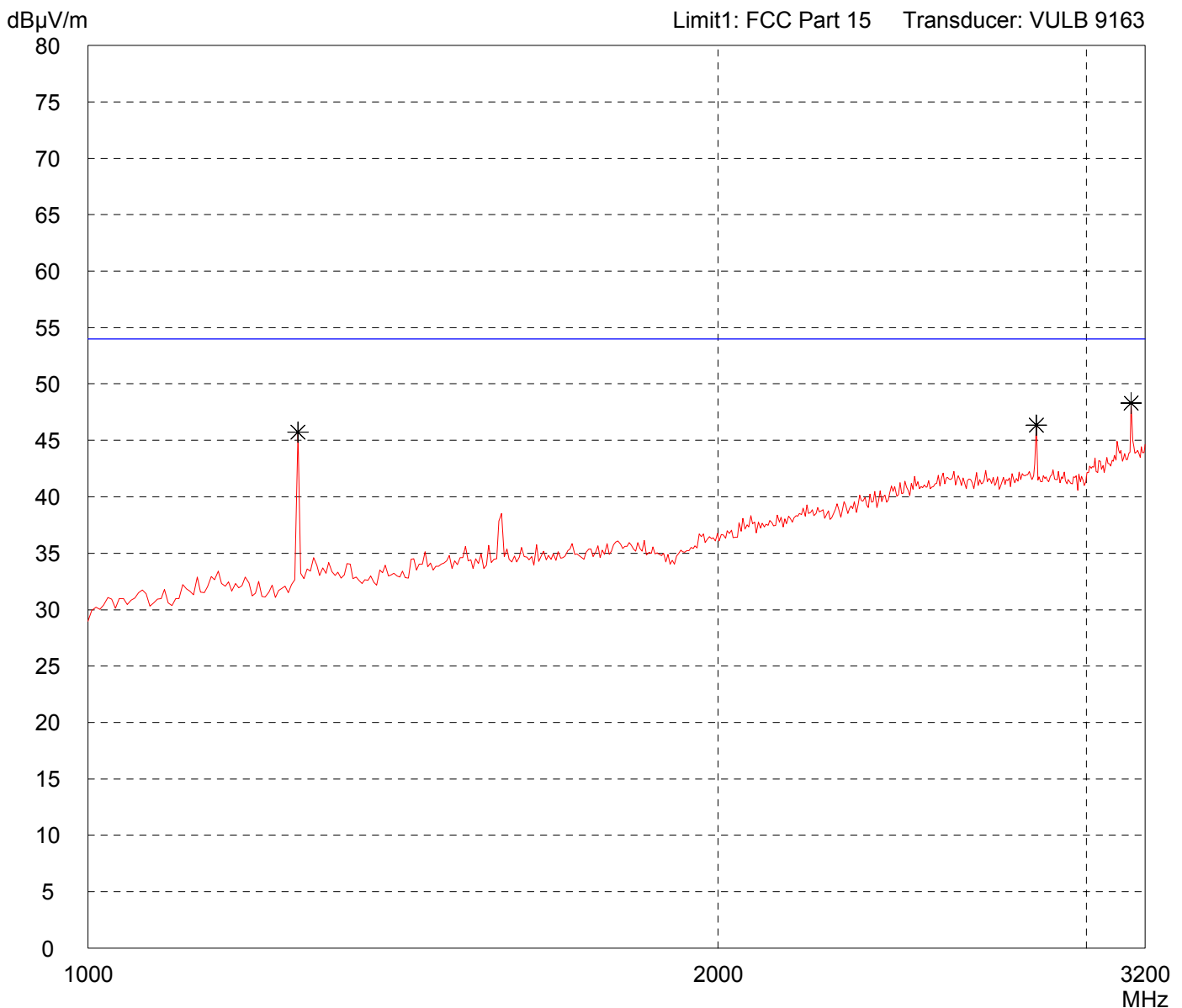


# Radiated Emission Test 1 GHz - 3.2 GHz acc. to FCC Part 15 (Fully Anechoic Chamber)

Model: <b>RG24 315 MHz ASK</b>	Comment: - 3 V lithium battery supply - transmitting continuously - EUT in upright position - Note: with WHKS1000-10SS high-pass-filter
Serial no.: <b>90128059</b>	
Applicant: <b>Eldat GmbH</b>	
Test site: <b>Fully anechoic room, cabin no. 2</b>	
Tested on: <b>Test distance 3 metres Vertical Polarization</b>	
Date of test: <b>06/07/2004</b>	Operator: <b>M. Steindl</b>
Test performed: <b>automatically</b>	File name: <b>default.emi</b>

Detector: <b>Peak</b>	List of values: <b>Selected by hand</b>
--------------------------	--



Result: <b>Prescan</b>	Project file: <b>50530-40219</b>
	Page    of    Pages

# Radiated Emission Test 30 MHz - 1 GHz according to FCC Part 15 Subpart C

Model:  
RG24 315 MHz ASK

Serial no.:  
90128059

Applicant:  
Eldat GmbH

Test site:  
Open area test-site I

Tested on:  
Test distance 3 meters  
Horizontal Polarization

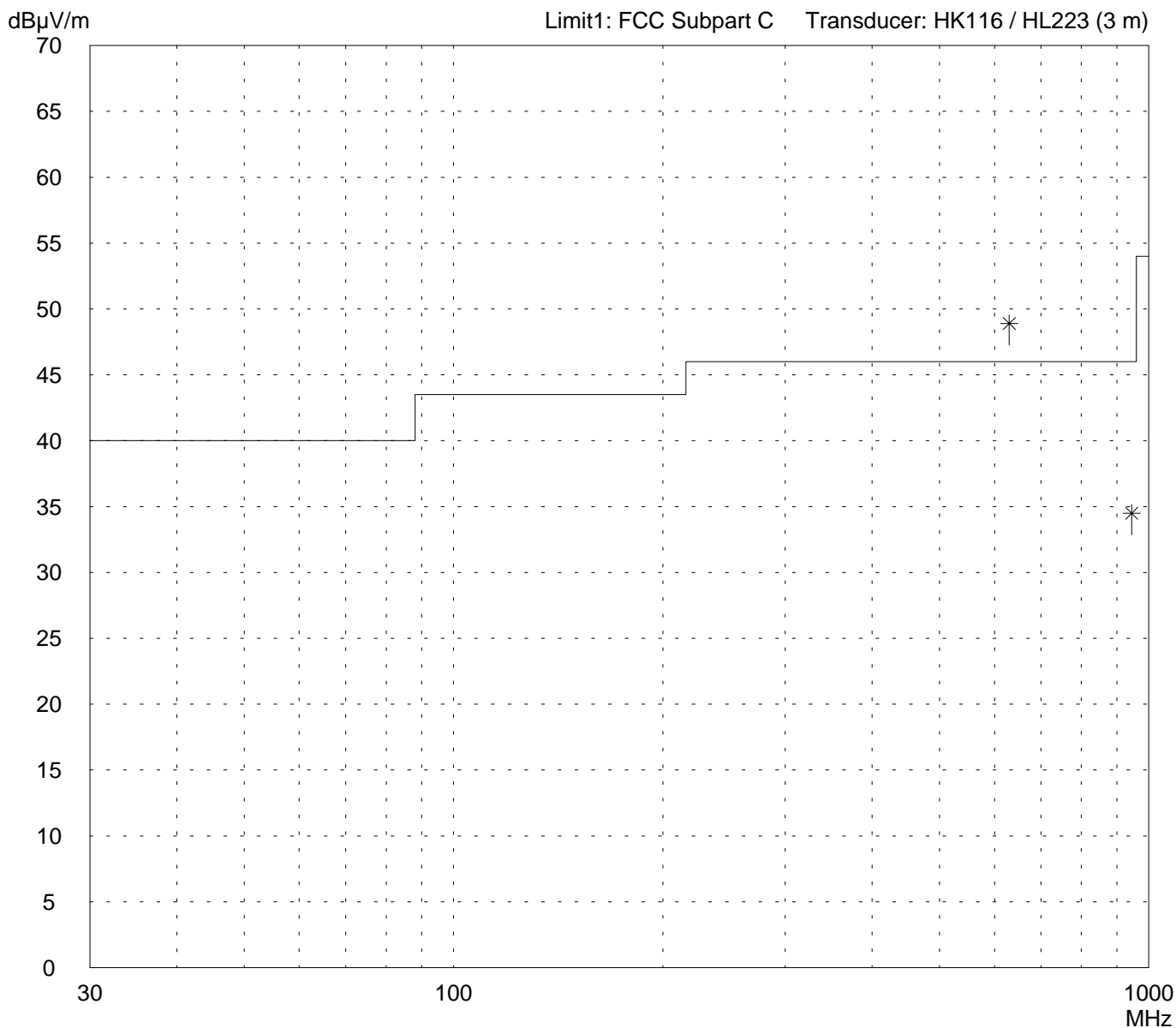
Date of test: 06/07/2004      Operator: M. Steindl

Test performed: by hand      File name:

Mode:  
- 3 V lithium battery supply  
  
- transmitting continuously  
  
- EUT flat on table

Detector:  
Quasi-Peak

List of values:  
Selected by hand



Result:  
Prescan

Project file:  
50530-40219

Page      of      Pages

# Restricted Bands of Operation 235 MHz - 317 MHz acc. to FCC Part 15.205

Model:  
RG24 315 MHz ASK

Serial no.:  
90128059

Applicant:  
Eldat GmbH

Test site:  
Fully anechoic room, cabin no. 2

Tested on:  
Test distance 3 metres  
Horizontal Polarization

Date of test:  
06/07/2004

Operator:  
M. Steindl

Test performed:  
automatically

File name:  
default.emi

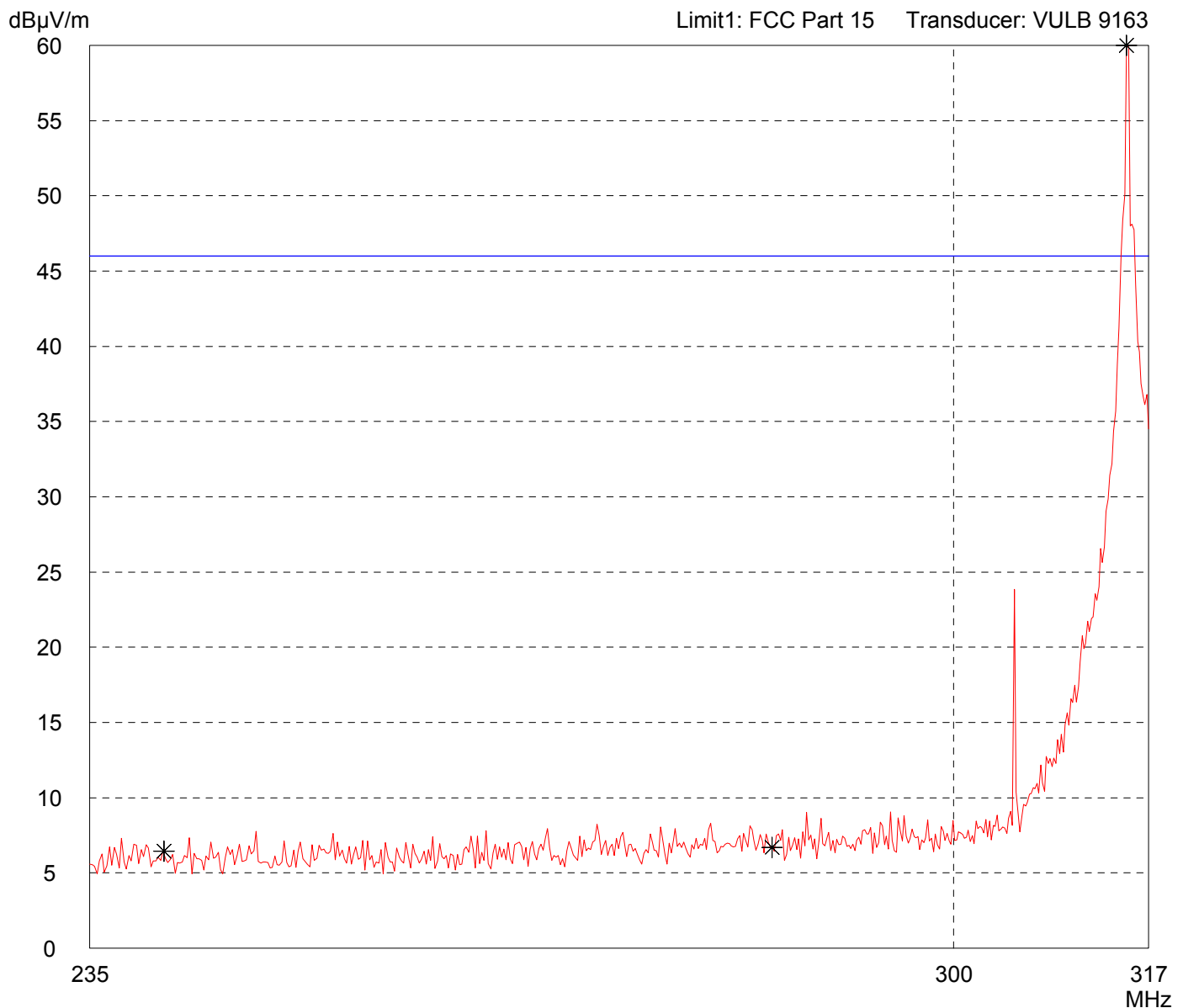
Comment:

- 3 V lithium battery supply
- transmitting continuously
- EUT flat on table

Detector:  
Peak

List of values:

Selected by hand



Result:  
Requirement kept

Project file:  
50530-40219

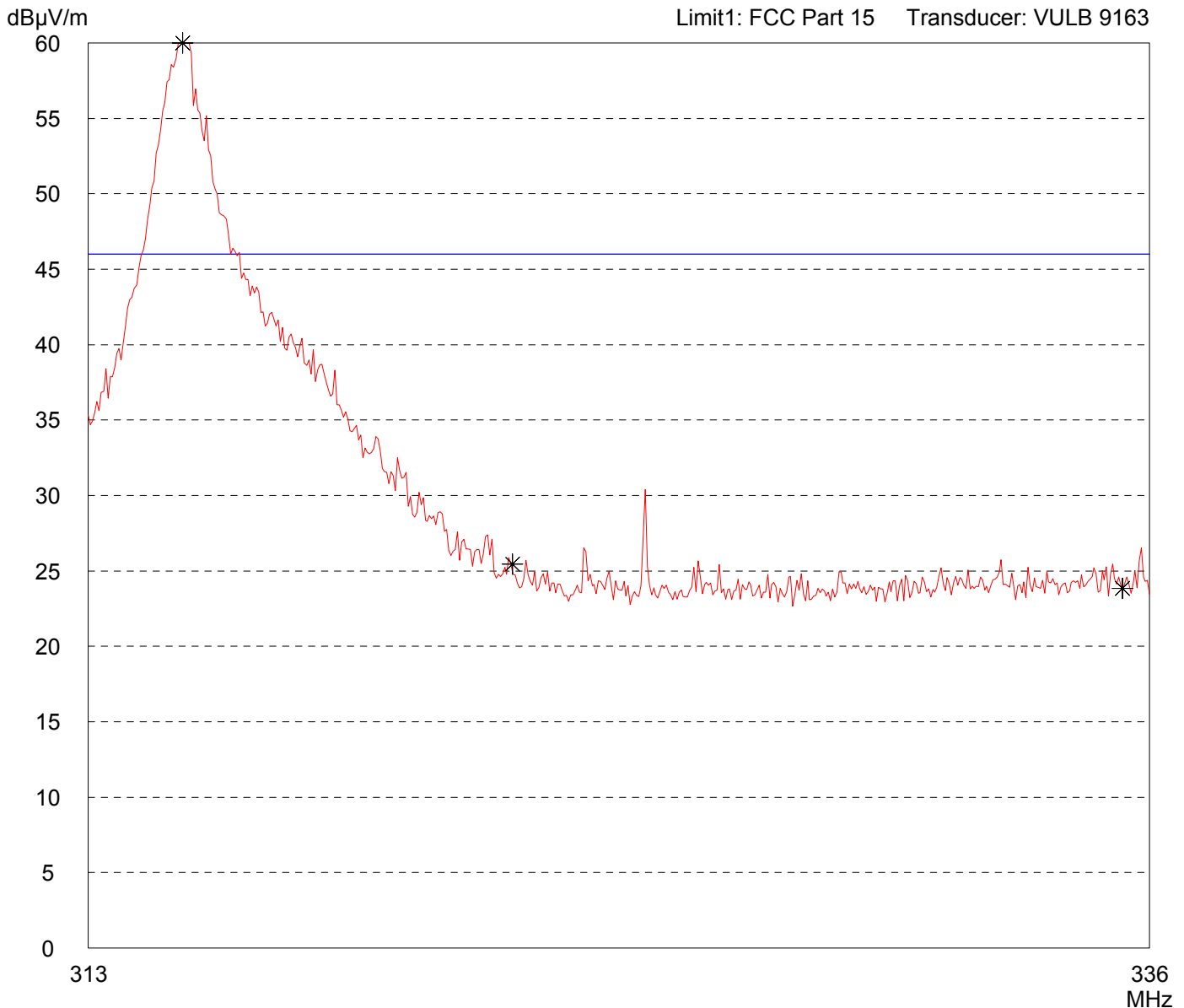
Page of Pages

# Restricted Bands of Operation 313 MHz - 336 MHz acc. to FCC Part 15.205

Model: <b>RG24 315 MHz ASK</b>	Comment: - 3 V lithium battery supply  - transmitting continuously  - EUT flat on table
Serial no.: <b>90128059</b>	
Applicant: <b>Eldat GmbH</b>	
Test site: <b>Fully anechoic room, cabin no. 2</b>	
Tested on: <b>Test distance 3 metres Horizontal Polarization</b>	
Date of test: <b>06/07/2004</b>	Operator: <b>M. Steindl</b>
Test performed: <b>automatically</b>	File name: <b>default.emi</b>

Detector: <b>Peak</b>	List of values: <b>Selected by hand</b>
--------------------------	--



Result: <b>Requirement kept</b>	Project file: <b>50530-40219</b>
	Page    of    Pages