



承 認 書
SPECIFICATION FOR APPROVAL

客 戶
CUSTOMER

SparkLAN

日 期
DATE

2018/01/17

品 名
DESCRIPTION

AD-301N

客 戶 料 號
CUSTOMER P/N

成 品 編 號
Part NO.

R3410110220

速連通訊股份有限公司
SparkLAN Communications, Inc

台北市內湖區堤頂大道二段257號8樓
8F., No. 257, Sec. 2, Tiding Blvd., Neihu District,
Taipei 11493, Taiwan
TEL: +886-2-2659-1880

SPECIFICATION

1. Description : Dual Band Antenna with
RP-SMA(M)(Black)
2. Customer :
3. Model No. : AD-301N
4. Part No. : R3410110220
5. Antenna Profile : 223mm (see Drawing)
6. Color : Black
7. Electrical Characteristics
 - Operating Frequency : 2.4~2.5 / 5.15~5.35 / 5.725~5.85GHz
 - Antenna Type : Dipole
 - Polarization Type : Linear
 - Type of Radiation : Toroidal
 - Peak Gain : 4.4 dBi Typical For 2.4G
: 5.0 dBi Typical For 5G
 - Impedance : 50 Ohm nominal
 - V.S.W.R. : 2.0:1 Max.
8. Mechanical Characteristics
 - Action : Swivel Type
 - Connector : RP-SMA (M)
9. Raw Material
 - Coaxial Cable : RG-178
10. Manufacture : Wanshih Electronic Co., Ltd
11. Manufacturer address. : 4F 72 Wu Kong 6th Rd., Wugu Dist.,
New Taipei Industrial Park,
New Taipei City 24891,
Taiwan(R.O.C.)

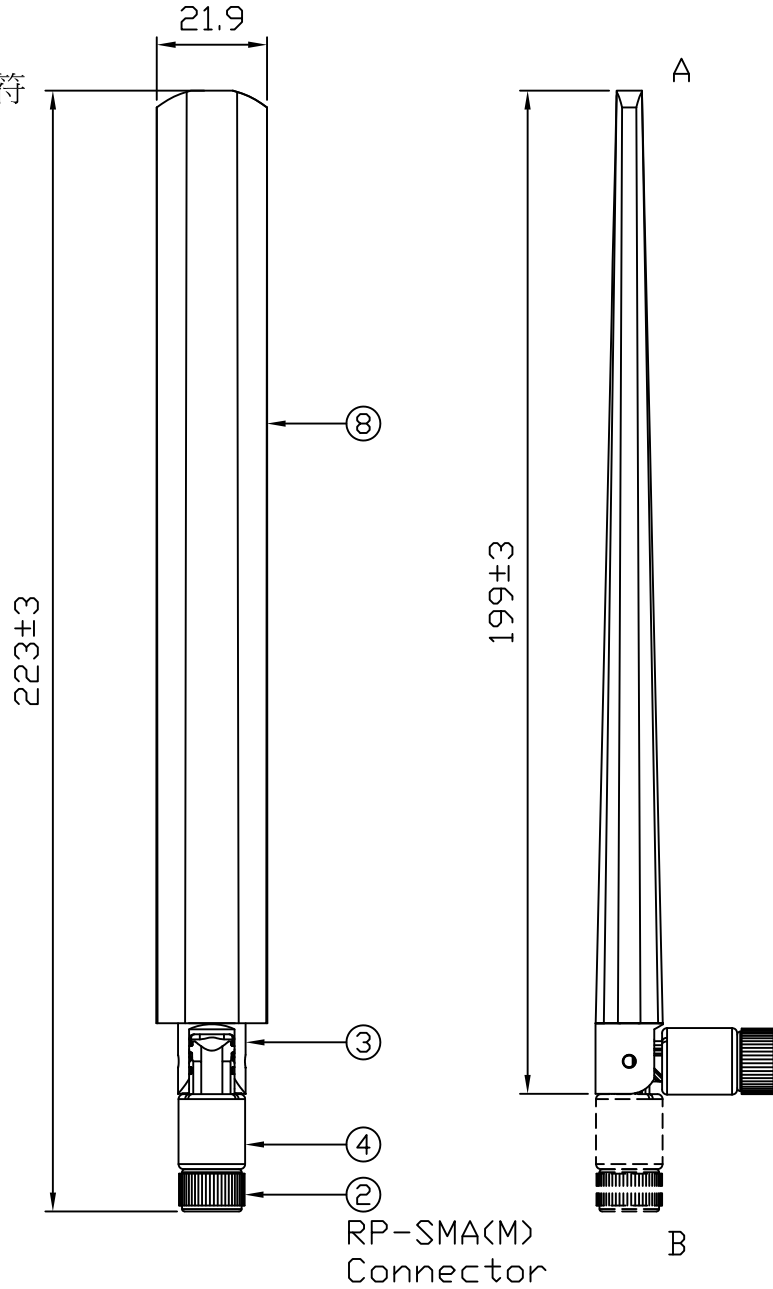
一般未注公差 (mm)	
X	±1.0
X.X	±0.5
X.XX	±0.3
ANGULAR	±5.0°
成品單重	X.X g



客戶
簽名

客戶
承認圖面

※ 重點尺寸指示符



8	外套	外套(黑)	黑		1
7	壓縮泡棉	壓縮泡棉	黑		1
6	KAPTON	KAPTON	黃		1
5	PCB	PCB			1
4	下座	下座(黑)	黑		1
3	上座	上座(黑)	黑		1
2	SMA Connector	RP-SMA(M)	金		1
1	Coaxial Cable	RG-178 CABLE 橙	橙	119	1
NO	材料名稱	零件規格	顏色	切斷尺寸	用量

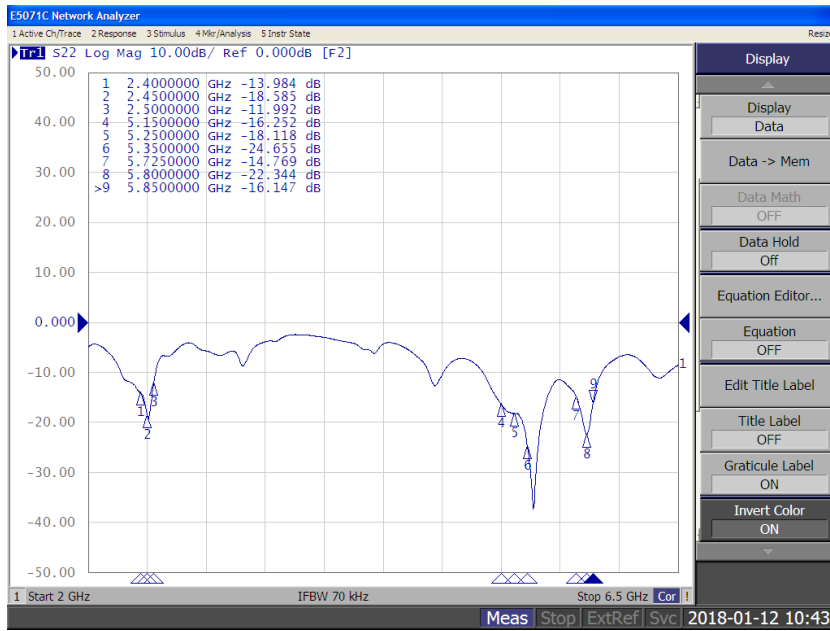
第3角法	圖面不用實測				機種料號				
單位: mm	作成	檢圖	確認	核准	品名	Dual Band Antenna with RP-SMA(M)(Black)			
比例: FREE	徐晨瑄	郭雅珍			產品分類	<input checked="" type="checkbox"/> A成品	<input type="checkbox"/> B半成品	<input type="checkbox"/> C樣品	
2018年01月17日					圖面編號				版次: A

Return loss & VSWR

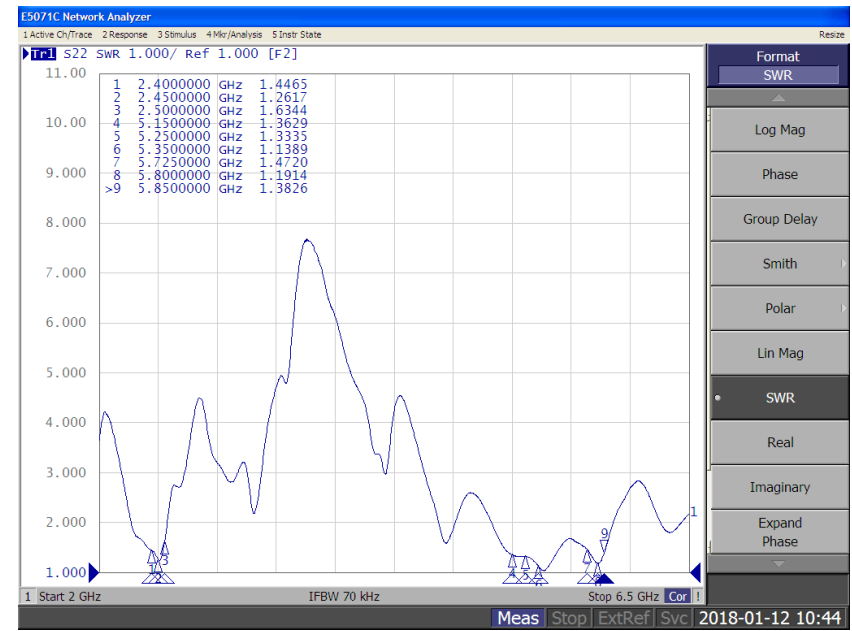
Dual Band





Return Loss



VSWR



Equipment Under Test(EUT)



Performance Data



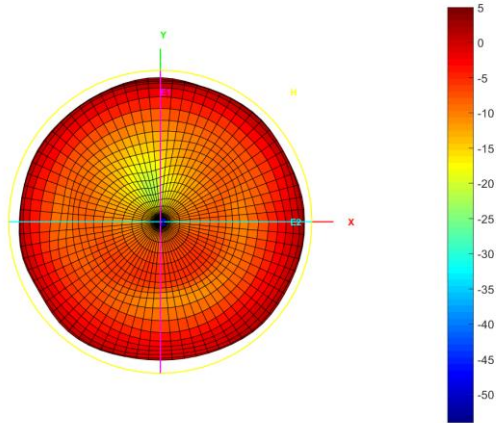
Dual Band Antenna									
Frequency (MHz)	2400	2450	2500	5150	5250	5350	5500	5750	5850
Tot. Rad. (dBi)	-1.9	-1.9	-2.4	-4.0	-3.8	-3.6	-3.3	-3.0	-2.9
Peak EIRP (dBi)	4.2	4.4	3.9	4.0	4.1	5.2	5.3	5.8	5.7
Efficiency (%)	64.9%	64.3%	57.4%	39.9%	41.7%	43.7%	46.8%	50.1%	51.3%

Radiation Pattern

2.4GHz

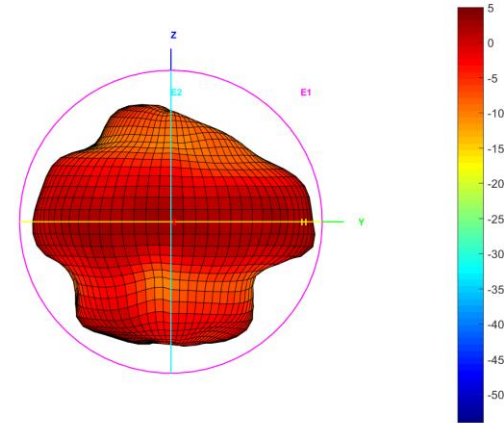
XY

Total_3D_H_2.4GHz



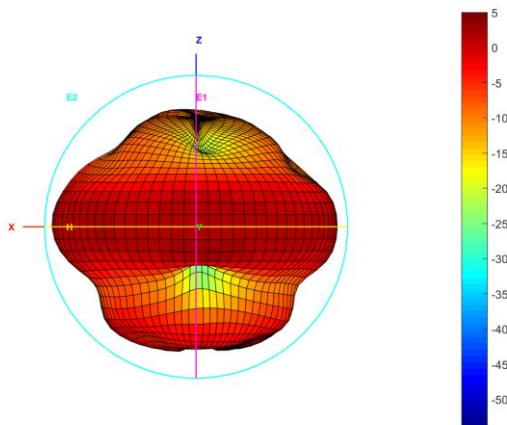
YZ

Total_3D_E2_2.4GHz



XZ

Total_3D_E1_2.4GHz



Position

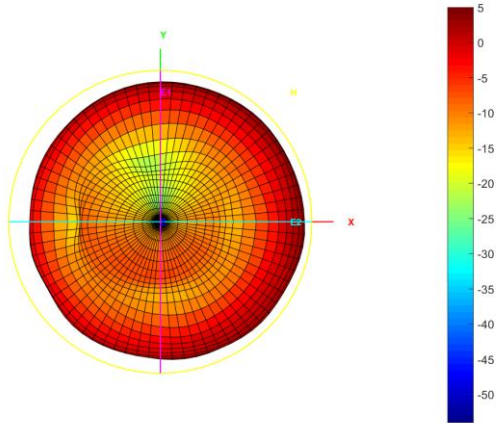


Radiation Pattern

2.45GHz

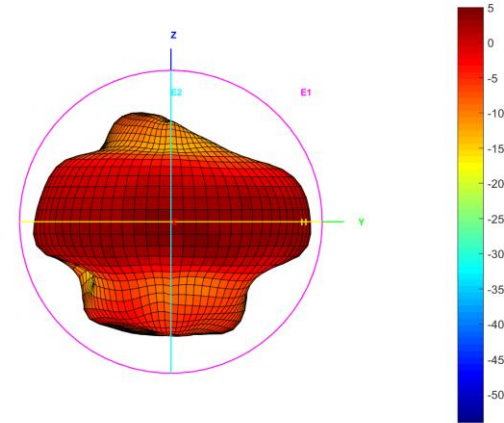
XY

Total_3D_H_2.45GHz



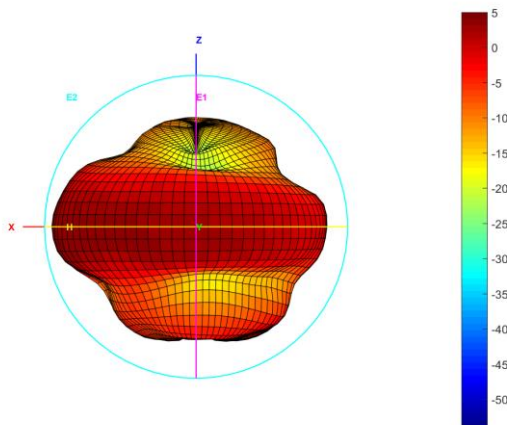
YZ

Total_3D_E2_2.45GHz



XZ

Total_3D_E1_2.45GHz



Position

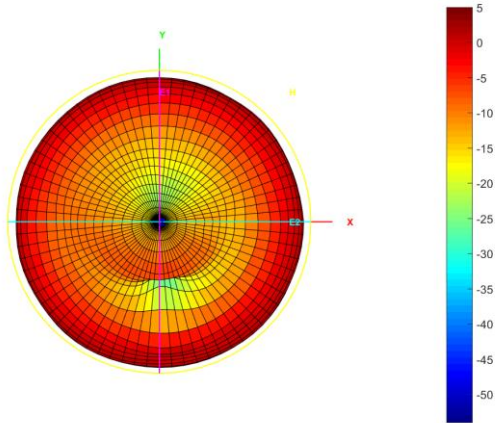


2.5GHz

Radiation Pattern

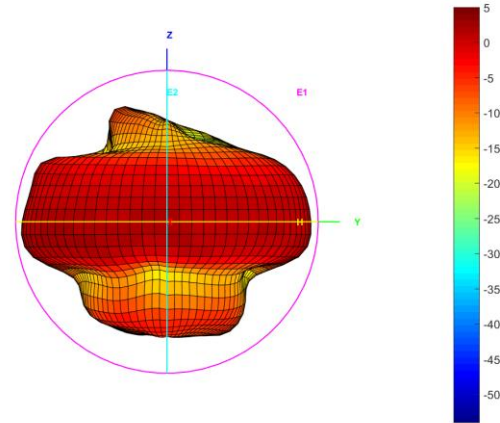
XY

Total_3D_H_2.5GHz



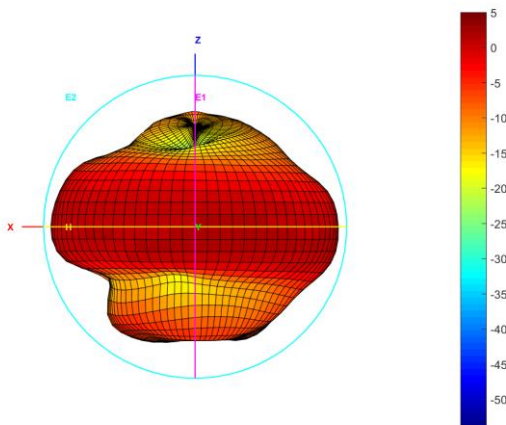
YZ

Total_3D_E2_2.5GHz



XZ

Total_3D_E1_2.5GHz



Position

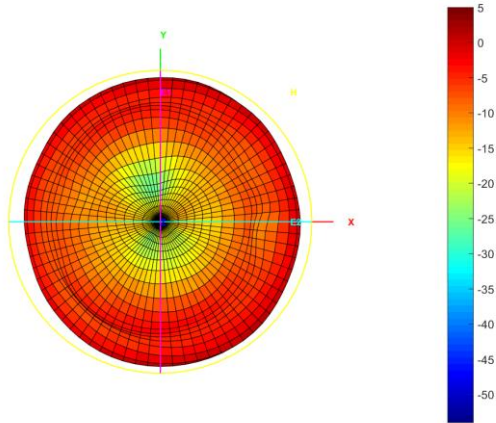


Radiation Pattern

5.15GHz

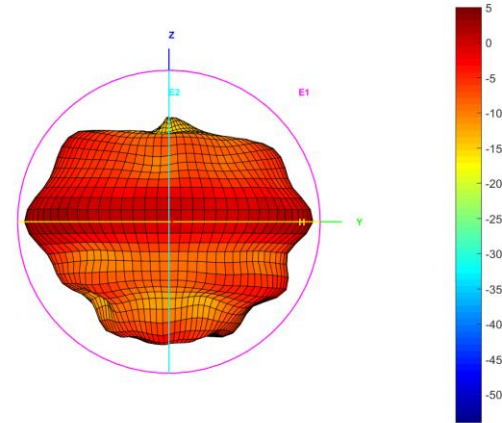
XY

Total_3D_H_5.15GHz



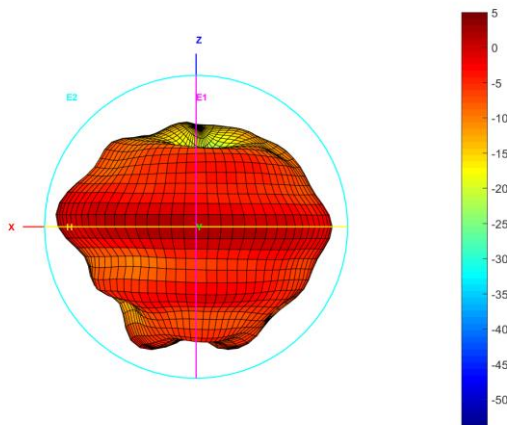
YZ

Total_3D_E2_5.15GHz



XZ

Total_3D_E1_5.15GHz



Position

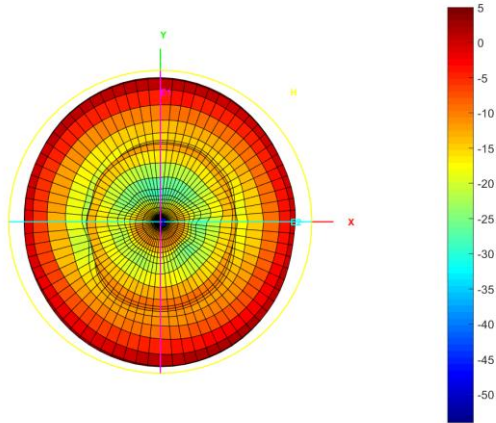


5.5GHz

Radiation Pattern

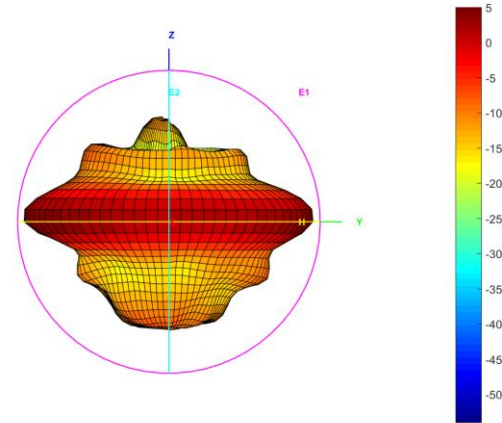
XY

Total_3D_H_5.5GHz



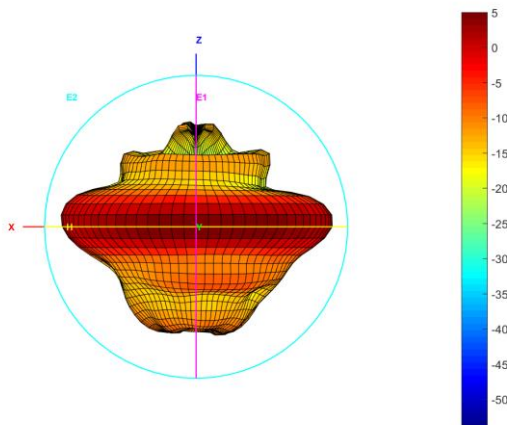
YZ

Total_3D_E2_5.5GHz



XZ

Total_3D_E1_5.5GHz



Position

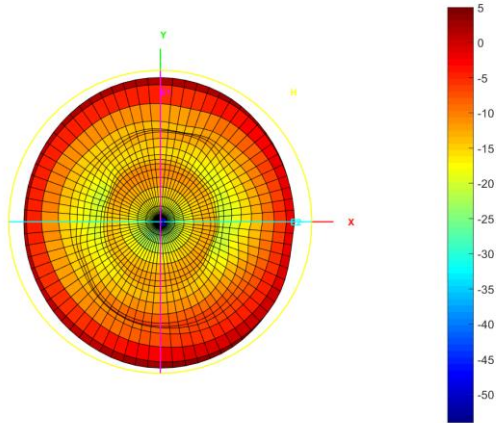


5.85GHz

Radiation Pattern

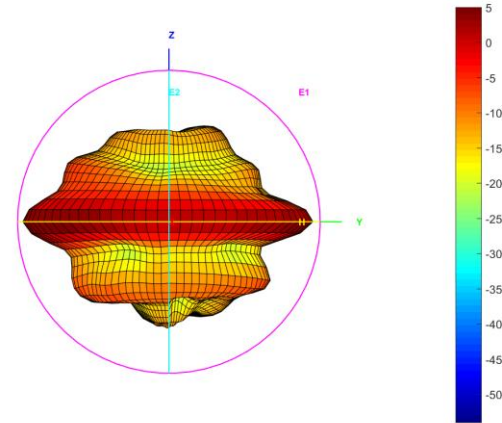
XY

Total_3D_H_5.85GHz



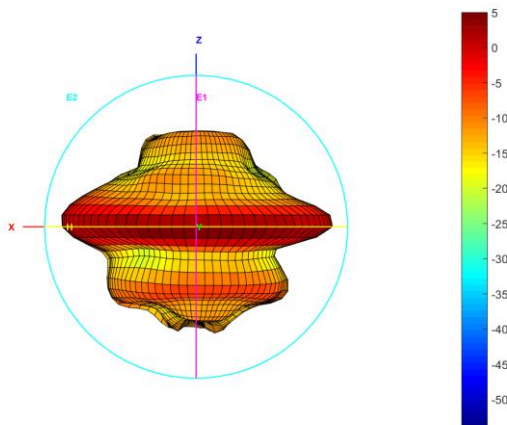
YZ

Total_3D_E2_5.85GHz



XZ

Total_3D_E1_5.85GHz



Position

