



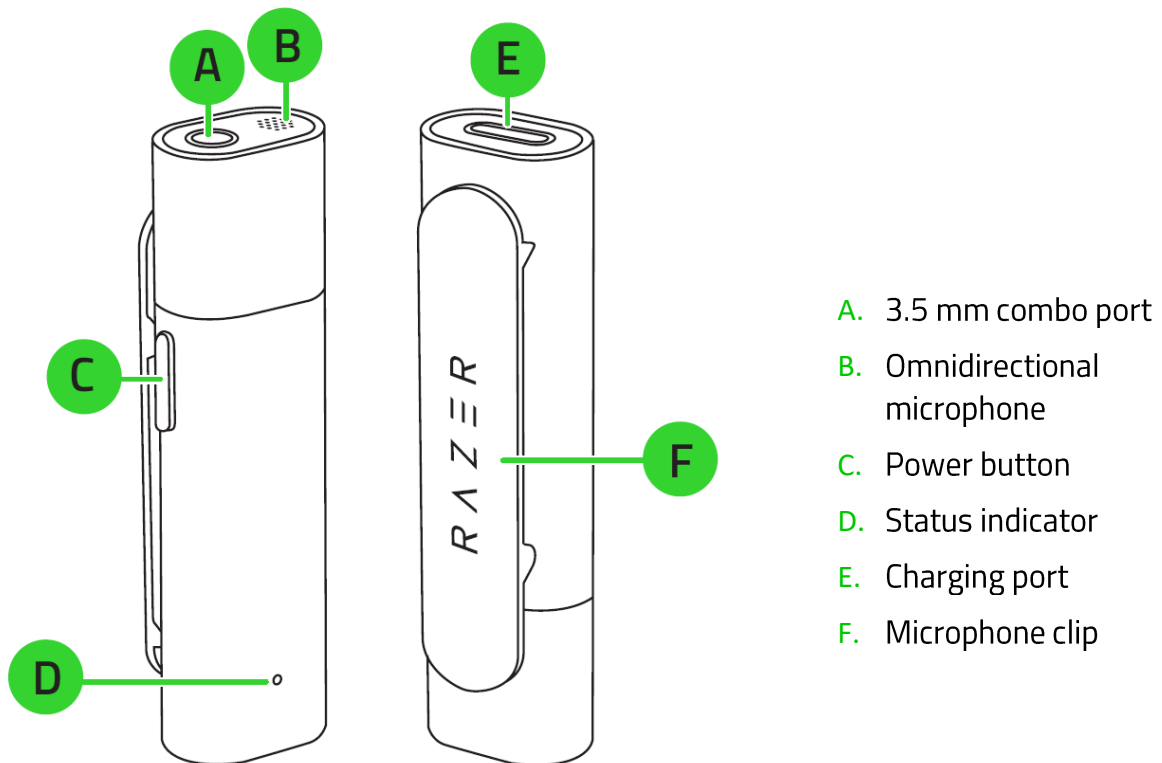
WIRELESS MICROPHONE (RZ19-0415)

IMPORTANT PRODUCT INFORMATION GUIDE

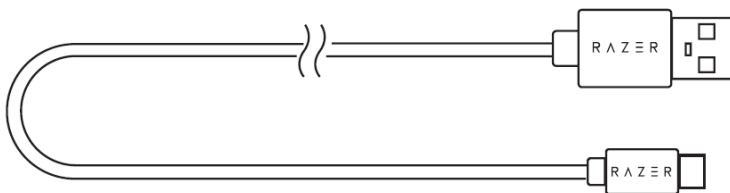
WHAT'S INSIDE / WHAT'S NEEDED

WHAT'S INSIDE

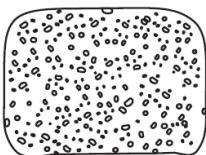
- WIRELESS MICROPHONE (RZ19-0415)



- Type-C to Type-A cable



- Foam windsock



- Furry windsock



- Important Product Information Guide

WHAT'S NEEDED

Product requirements

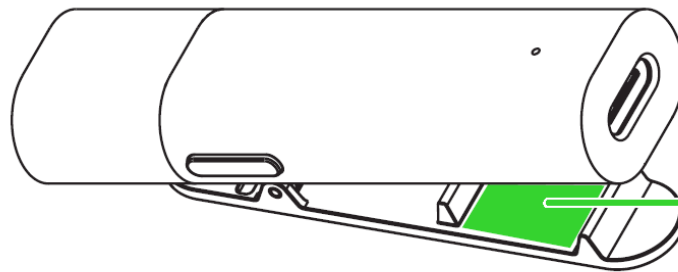
- Devices with Bluetooth audio capability

Razer Streaming app requirements

- iOS 13 / Android 8.1 Oreo (or higher) device with Bluetooth connectivity
- Internet connection for app installation

LET'S GET YOU COVERED

You've got a great device in your hands, complete with a 1-year limited warranty coverage. Now maximize its potential and score exclusive Razer benefits by registering at razerid.razer.com



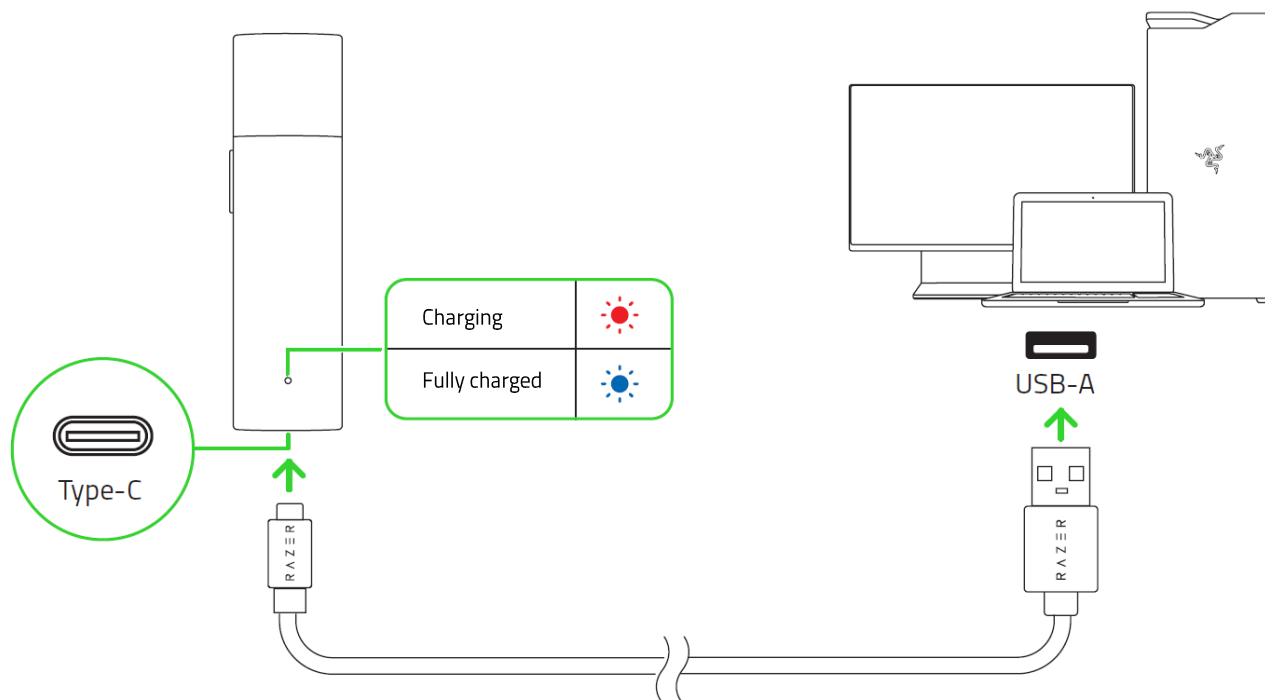
*Your product's
serial number can
be found here.*

Got a question? Ask the Razer Support Team at support.razer.com

GETTING STARTED

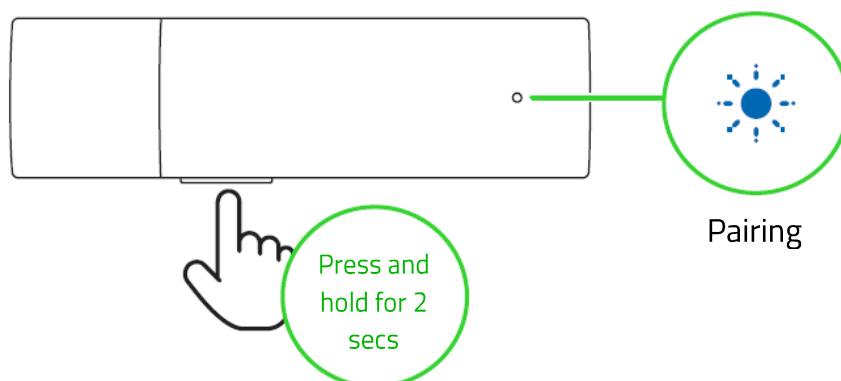
CHARGING THE MICROPHONE

Connect the WIRELESS MICROPHONE to a powered USB-A port using the charging cable. For best results, please fully charge the microphone before using it for the first time. A depleted microphone will fully charge in about 1.5 hours. The status indicator will briefly blink in blue to show that the microphone is now fully charged.

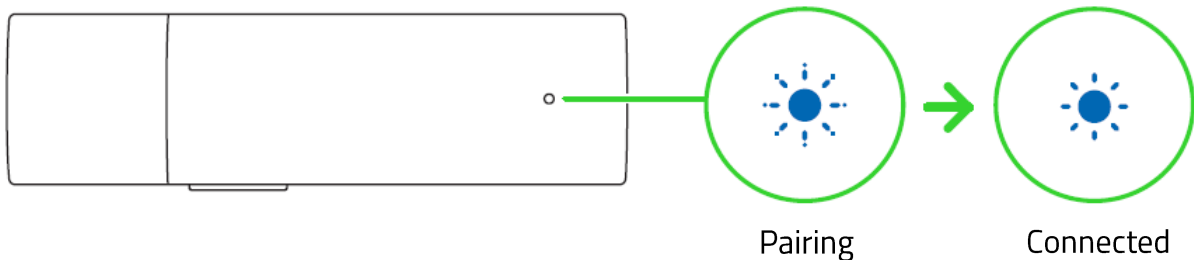


CONNECTING TO THE MICROPHONE

1. For first-time use, press and hold the power button for 2 seconds to power on and activate pairing mode. The status indicator will blink rapidly in blue to show that the microphone is in pairing mode.



2. Activate Bluetooth on your device and select WIRELESS MICROPHONE from the list of devices found.
3. Wait until the WIRELESS MICROPHONE connects to your device. The status indicator will slowly blink in blue in repeated intervals to show that it is connected to your device.



i Once connected, the WIRELESS MICROPHONE will automatically reconnect to the last device whenever on and within range. Keep the devices within close proximity of each other for a faster and more stable connection.

The WIRELESS MICROPHONE is now ready for use!

DOWNLOAD THE RAZER STREAMING APP

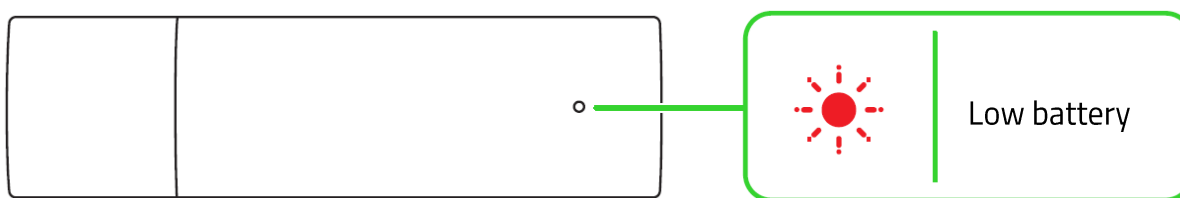
Immersing in your IRL streams and vlogs as you make advanced customizations just got a whole lot easier. With the Razer Streaming app, quickly set up and connect to your microphone, adjust mic gain, get the latest app updates, and much more – anytime, anywhere.



USING THE MICROPHONE

BATTERY LEVEL

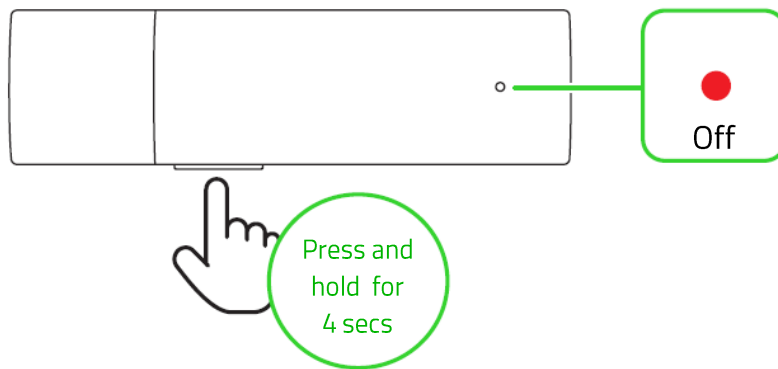
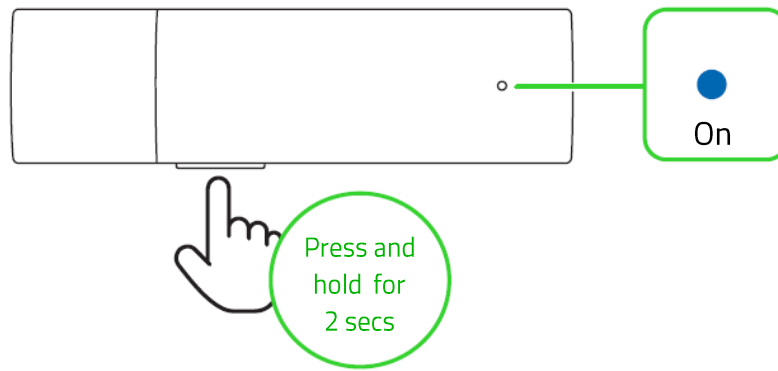
The WIRELESS MICROPHONE will briefly show its battery level on the status indicator when you power on the microphone. When the microphone needs recharging, the status indicator shows the battery level until you charge the microphone.



POWER BUTTON

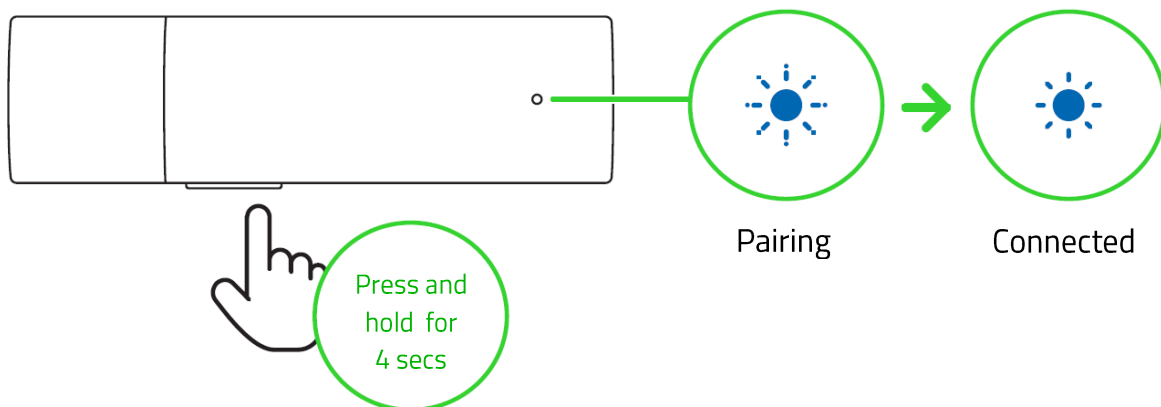
Power on / off

Press and hold the Power button for 2 seconds to power on the microphone. To power off, press and hold the power button for 4 seconds. The status indicator will briefly change its color when the microphone is being powered on or off.



Activate pairing mode

Activate pairing mode if you want to connect the microphone to a different device. While powered off, press and hold the power button for 4 seconds to activate pairing mode, then follow your device's instructions to connect it with the WIRELESS MICROPHONE.



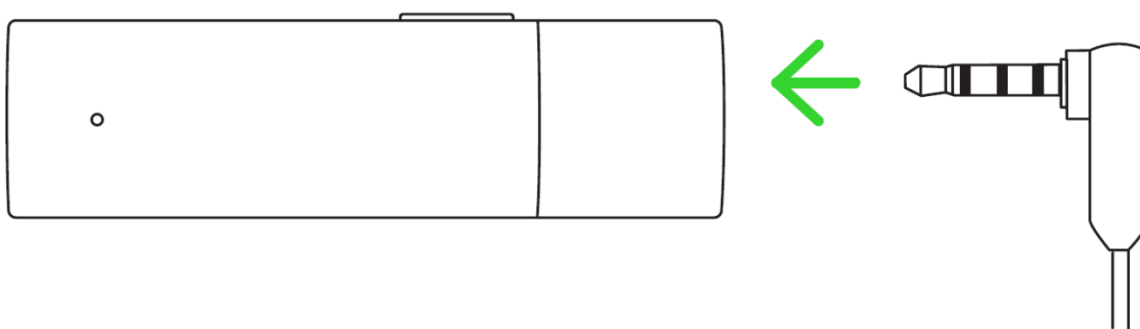
Other functions

Other button functions are available when the microphone is powered on and connected to your device. These functions operate based on your device's current activity and may apply to specific devices.

Single press	Play/pause
	Accept incoming call or end current call
	Put call on-hold and accept incoming call
	End call and swap to on-hold call
Double press	Mute/unmute microphone during call
Press and hold for 2 seconds	Reject incoming call
	Swap calls

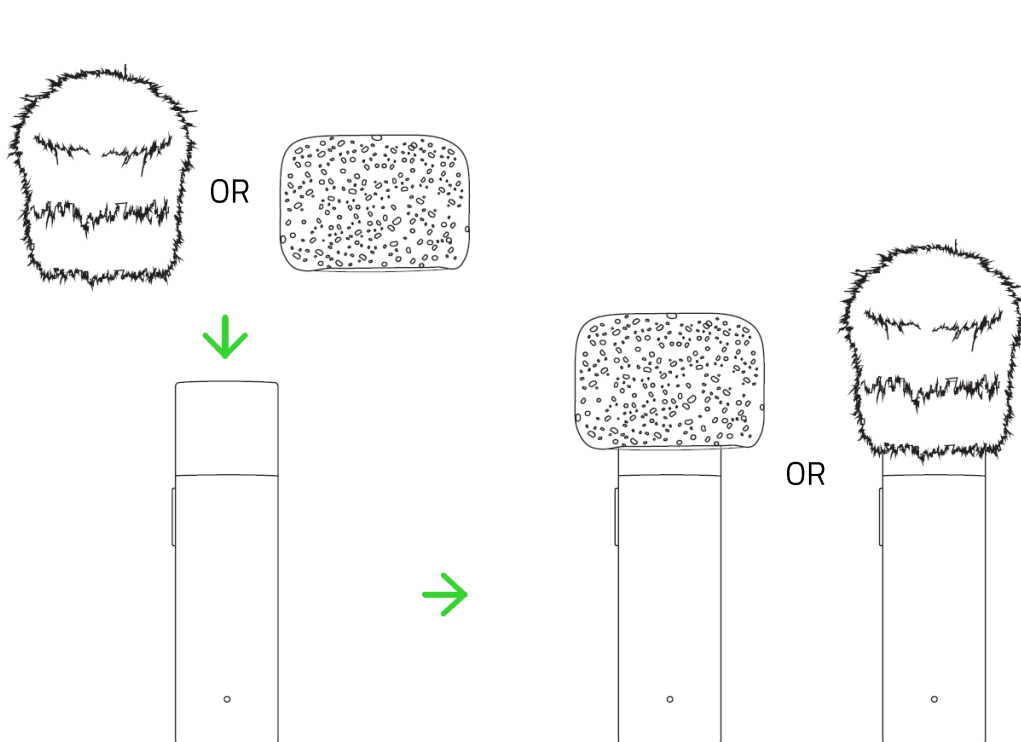
3.5 MM COMBO PORT

Connect an audio device (such as an external headset or microphone) to the 3.5 mm combo port to use it as an audio input and/or output source for your WIRELESS MICROPHONE while streaming or vlogging.



USING THE FOAM / FURRY WINDSOCKS

Switch between the foam and furry windsock to block strong winds, which may cause unwanted noise in your live streams or vlogs. Slipping on the foam windsock onto the microphone when indoors or the furry windsock when using the microphone outdoors will allow your live streams and vlogs to maintain perfect vocal clarity, whether indoors or outdoors.



SAFETY AND MAINTENANCE

SAFETY GUIDELINES

In order to achieve maximum safety while using your WIRELESS MICROPHONE, we suggest that you adopt the following guidelines:

Should you have trouble operating the device properly and troubleshooting does not work, unplug the device (if applicable) and contact the Razer hotline or go to support.razer.com for support.

Do not take apart the device and do not attempt to operate it under abnormal current loads. Doing so will void your warranty.

Do not use or install the device and its components near water, moisture, solvents, or other wet surfaces, nor expose the device to high temperatures or direct sunlight for an extended period of time.

Keep the device away from liquid, humidity or moisture. Operate the device only within the specific temperature range of 0°C (32°F) to 40°C (104°F). Should the temperature exceed this range, unplug and/or switch off the device in order to let the temperature stabilize to an optimal level.

MAINTENANCE AND USE

The WIRELESS MICROPHONE requires minimum maintenance to keep it in optimum condition. Once a month we recommend you clean it using a soft cloth or cotton swab to prevent dirt buildup. Do not use soap or harsh cleaning agents.

BATTERY WARNING

The WIRELESS MICROPHONE contains a Li-ion rechargeable battery. In general, the life expectancy of such batteries is dependent upon usage. If you suspect that the Li-ion rechargeable battery inside the WIRELESS MICROPHONE may be drained (has a low charge), try charging it.

Caution: Do not open, mutilate, or expose to conducting materials (metal), moisture, liquid, fire, or heat. Doing so may cause batteries to leak or explode, resulting in personal injury. Battery life varies with usage.

LEGALESE

COPYRIGHT AND INTELLECTUAL PROPERTY INFORMATION

©2022 Razer Inc. All rights reserved. Razer, the triple-headed snake logo, Razer logo, "For Gamers. By Gamers." and "Razer Chroma" are trademarks or registered trademarks of Razer Inc. and/or affiliated companies in the United States and other countries. Actual product may differ from

pictures. All other trademarks are the property of their respective owners. Warranty not valid outside of product's intended region.

Android, Google, Google Logo, Google Play, and the Google Play logo are registered trademarks of Google LLC.

Apple, the Apple logo, and iPhone are trademarks of Apple Inc., registered in the U.S. and other countries. App Store is a service mark of Apple Inc. iOS is a trademark or registered trademark of Cisco in the U.S. and other countries and is used under license.

The Bluetooth® word mark and logos are registered trademarks owned by Bluetooth SIG, Inc., and any use of such marks by Razer is under license.

Razer Inc. ("Razer") may have copyright, trademarks, trade secrets, patents, patent applications, or other intellectual property rights (whether registered or unregistered) concerning the product in this guide. Furnishing of this guide does not give you a license to any such copyright, trademark, patent or other intellectual property right. The WIRELESS MICROPHONE (the "Product") may differ from pictures whether on packaging or otherwise. Razer assumes no responsibility for such differences or for any errors that may appear. Information contained herein is subject to change without notice.

LIMITED PRODUCT WARRANTY

For the latest and current terms of the Limited Product Warranty, please visit [razer.com/warranty](https://www.razer.com/warranty).

LIMITATION OF LIABILITY

Razer shall in no event be liable for any lost profits, loss of information or data, special, incidental, indirect, punitive or consequential or incidental damages, arising in any way out of distribution of, sale of, resale of, use of, or inability to use the Product. In no event shall Razer's liability exceed the retail purchase price of the Product.

GENERAL

These terms shall be governed by and construed under the laws of the jurisdiction in which the Product was purchased. If any term herein is held to be invalid or unenforceable, then such term (in so far as it is invalid or unenforceable) shall be given no effect and deemed to be excluded without invalidating any of the remaining terms. Razer reserves the right to amend any term at any time without notice.

BATTERY WARNING

The Razer Seiren BT contains a Li-ion rechargeable battery. In general, the life expectancy of such batteries is dependent upon usage. If you suspect that the Li-ion rechargeable battery inside the Razer Seiren BT may be drained (has a low charge), try charging it.

Caution: Do not open, mutilate, or expose to conducting materials (metal), moisture, liquid, fire, or heat. Doing so may cause batteries to leak or explode, resulting in personal injury. Battery life varies with usage.

FCC NOTICE

This equipment has been tested and found to comply with the limits for a Class B digital device, pursuant to part 15 of the FCC Rules. These limits are designed to provide reasonable protection against harmful interference in a residential installation. This equipment generates, uses and can radiate radio frequency energy and, if not installed and used in accordance with the instructions, may cause harmful interference to radio communications. However, there is no guarantee that interference will not occur in a particular installation. If this equipment does cause harmful interference to radio or television reception, which can be determined by turning the equipment off and on, the user is encouraged to try to correct the interference by one or more of the following measures:

- Reorient or relocate the receiving antenna.
- Increase the separation between the equipment and the receiver.
- Connect the equipment into an outlet on a circuit different from that to which the receiver is connected.
- Consult the dealer or an experienced radio TV technician for help.

For more information, refer to the online help system on razer.com

This device complies with Part 15 of the FCC Rules.

Operation is subject to the following two conditions:

- (1) This device may not cause harmful interference, and
- (2) This device must accept any interference received, including interference that may cause undesired operation.

Important Note:

FCC Radiation Exposure Statement:

This equipment complies with FCC radiation exposure

limits set forth for an uncontrolled environment. End users must follow the specific operating instructions for satisfying RF exposure compliance. This transmitter must not be co-located or operating in conjunction with any other antenna or transmitter.

Any changes or modifications not expressly approved by the party responsible for compliance could void the user's authority to operate this equipment.

CANADA STATEMENT

This device complies with Industry Canada's licence exempt RSSs. Operation is subject to the following two conditions:

- (1) This device may not cause interference; and
- (2) This device must accept any interference, including interference that may cause undesired operation of the device.

Radiated Exposure Statement:

The product comply with the Canada Portable RF exposure limit set forth for an uncontrolled environment and are safe for intended operation as described in this manual. The further RF exposure reduction can be achieved if the product can be kept as far as possible from the user body or set the device to lower output power if such function is available.

CANADA SAR

This transmitter must not be co-located or operating in conjunction with any other antenna or transmitter. This equipment should be installed and operated with a minimum distance of 0mm between the radiator and your body.

Cet émetteur ne doit pas être Co-place ou ne fonctionnant en même temps qu'aucune autre antenne ou émetteur. Cet équipement devrait être installé et actionné avec une distance minimum de 0mm entre le radiateur et votre corps.

NOTICE FOR CANADA

This Class B digital apparatus complies with Canadian ICES-003.

Cet appareil numérique de la classe B est conforme à la norme NMB-003 du Canada

CANADIAN CLASS B STATEMENT: This digital apparatus does not exceed the Class B limits for radio noise emissions from digital apparatus as set out in the radio interference regulations of Industry Canada.

Le présent appareil numérique n'émet pas de bruits radioélectriques dépassant les limites applicables aux appareils numériques de Classe B prescrites dans le règlement sur le brouillage radioélectrique édicté par Industrie Canada



EU PRODUCT AND BATTERY DISPOSAL INFORMATION

BATTERY WARNING

The wireless microphone contains a Li-ion rechargeable battery. In general, the life expectancy of such batteries is dependent upon usage. If you suspect that the Li-ion rechargeable battery inside the Wireless Microphone may be drained (has a low charge), try charging it. Caution: Do not open, mutilate, or expose to conducting materials (metal), moisture, liquid, fire, or heat.

Doing so may cause batteries to leak or explode, resulting in personal injury. Do not leave the rechargeable battery discharged or unused for extended periods. Battery life varies with usage.

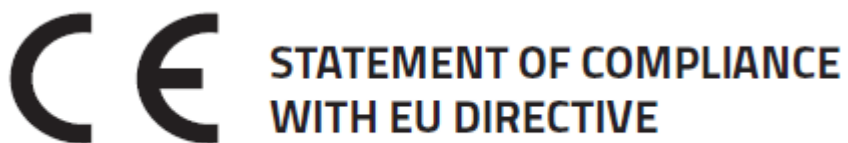


Li-ion

This equipment is for home use, and has acquired electromagnetic conformity registration, so it can be used not only in residential areas, but also other areas.

BATTERY INFO

Risk of fire or explosion or defeat the safeguard of equipment if the battery is replaced by an incorrect type. Replace only with the same or equivalent type. Disposal of a battery into fire or a hot oven, or mechanically crushing or cutting of a battery, that can result in an explosion. High or low extreme temperatures or low air pressure at high altitude that the battery can be subjected to during use, storage or transportation. Leaving the battery in an extremely high temperature and/or low air pressure surrounding environment that can result in an explosion or the leakage of flammable liquid or gas.



ENGLISH

STATEMENT OF COMPLIANCE WITH EUDIRECTIVE

Hereby, Razer (Europe) GmbH, declares that this Wireless Microphone is in compliance with the requirements and other relevant provisions of Directive 2014/53/EU and 2015/863/EU

Wireless Microphone

Radio Frequency: Bluetooth

Operating Frequency: 2400-2483.5MHz

Output power: <12dBm