




Appendix D. Photographs of the Test Set-Up

<p>Photo 1: Back of Screen_2.5cm</p>	<p>Photo 2: Back of Keyboard_0cm</p>
 A photograph showing the back of a screen assembly mounted on a black metal stand. The screen is white and is positioned 2.5cm above the stand's surface.	 A photograph showing the back of a keyboard assembly mounted on a black metal stand. The keyboard is black and is positioned 0cm above the stand's surface.
<p>Photo 3: Back of Keyboard 2mm</p>	
 A photograph showing the back of a keyboard assembly resting on a thick stack of white foam padding. The keyboard is black and is secured to the padding with blue and red rubber bands. A green laser line is visible on the keyboard's surface.	