

Test Laboratory: BTL Inc.

Date: 2019-03-17

T01_802.11b_CH11_Back of Keyboard_0cm_ANT A**DUT: Notebook;**

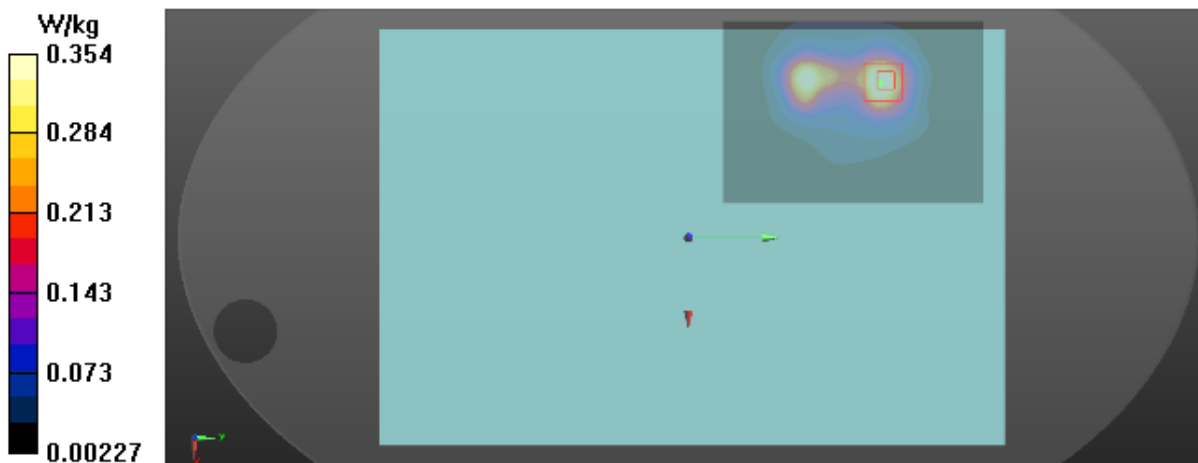
Communication System: UID 0, 802.11b (0); Frequency: 2462 MHz; Duty Cycle: 1:1
Medium parameters used: $f = 2462$ MHz; $\sigma = 1.998$ S/m; $\epsilon_r = 53.218$; $\rho = 1000$ kg/m³
Ambient Temperature : 23.4 °C; Liquid Temperature : 22.3 °C

DASY Configuration:

- Probe: EX3DV4 - SN7396; ConvF(7.7, 7.7, 7.7) @ 2462 MHz; Calibrated: 2018-05-29
- Sensor-Surface: 4mm (Mechanical Surface Detection), $z = 1.0, 31.0$
- Electronics: DAE3 Sn420; Calibrated: 2018-03-22
- Phantom: ELI v5.0; Type: QDOVA002AA; Serial: TP:1222
- DASY52 52.10.2(1495); SEMCAD X 14.6.12(7450)

Area Scan (10x13x1): Interpolated grid: $dx=12$ mm, $dy=12$ mm
Maximum value of SAR (interpolated) = 0.404 W/kg

Zoom Scan (7x7x7)/Cube 0: Measurement grid: $dx=5$ mm, $dy=5$ mm, $dz=5$ mm
Reference Value = 0.5310 V/m; Power Drift = 0.09 dB
Peak SAR (extrapolated) = 0.694 W/kg
SAR(1 g) = 0.331 W/kg; SAR(10 g) = 0.160 W/kg
Maximum value of SAR (measured) = 0.354 W/kg



Test Laboratory: BTL Inc.

Date: 2019/8/28

T51_802.11b_CH11_Back of Keyboard_0cm_ANT B

DUT: Notebook;

Communication System: UID 0, IEEE 802.11b WiFi 2.4GHz (DSSS,1Mbps) (0); Frequency: 2462 MHz; Duty Cycle: 1:1

Medium parameters used: $f = 2462$ MHz; $\sigma = 2.051$ S/m; $\epsilon_r = 51.982$; $\rho = 1000$ kg/m³

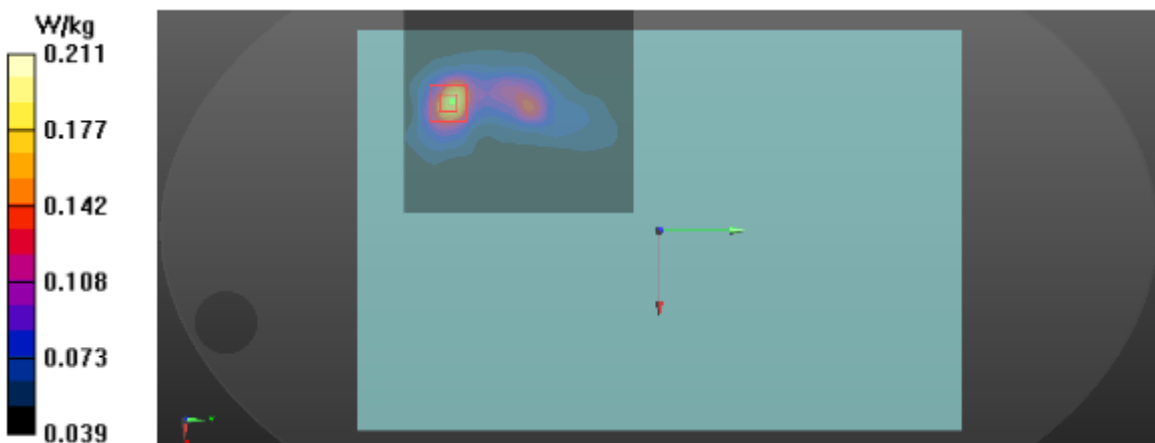
Ambient Temperature : 23.3 °C; Liquid Temperature : 22.1 °C

DASY Configuration:

- Probe: EX3DV4 - SN3685; ConvF(6.81, 6.81, 6.81) @ 2462 MHz; Calibrated: 2019/3/25
- Sensor-Surface: 4mm (Mechanical Surface Detection), z = 1.0, 31.0
- Electronics: DAE4 Sn1390; Calibrated: 2019/5/25
- Phantom: ELI v5.0; Type: QDOVA002AA; Serial: TP:1222
- DASY52 52.10.2(1495); SEMCAD X 14.6.12(7450)

Area Scan (11x12x1): Interpolated grid: dx=12 mm, dy=12 mm
Maximum value of SAR (interpolated) = 0.193 W/kg

Zoom Scan (7x7x7)/Cube 0: Measurement grid: dx=5mm, dy=5mm, dz=5mm
Reference Value = 3.952 V/m; Power Drift = 0.06 dB
Peak SAR (extrapolated) = 0.285 W/kg
SAR(1 g) = 0.155 W/kg; SAR(10 g) = 0.091 W/kg
Maximum value of SAR (measured) = 0.211 W/kg



Test Laboratory: BTL Inc.

Date: 2019/8/28

T52_BT DH5_CH78_Back of Keyboard_0cm_ANT A

DUT: Notebook;

Communication System: UID 0, IEEE802.15.1 BluetoothGFSK,DH5 (0); Frequency: 2480 MHz; Duty Cycle: 1:3.38844

Medium parameters used: $f = 2480$ MHz; $\sigma = 2.073$ S/m; $\epsilon_r = 51.915$; $\rho = 1000$ kg/m³

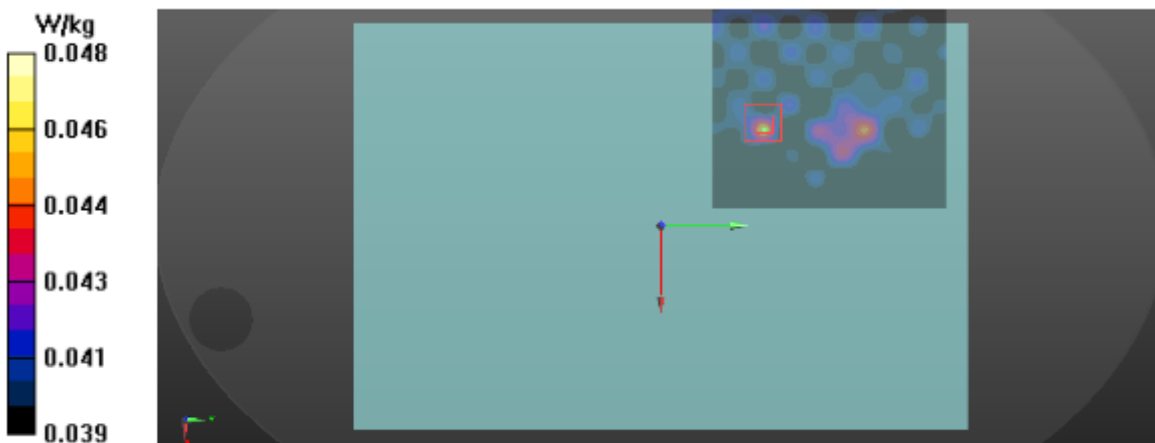
Ambient Temperature : 23.3 °C; Liquid Temperature : 22.1 °C

DASY Configuration:

- Probe: EX3DV4 - SN3685; ConvF(6.81, 6.81, 6.81) @ 2480 MHz; Calibrated: 2019/3/25
- Sensor-Surface: 4mm (Mechanical Surface Detection), z = 1.0, 31.0
- Electronics: DAE4 Sn1390; Calibrated: 2019/5/25
- Phantom: ELI v5.0; Type: QDOVA002AA; Serial: TP:1222
- DASY52 52.10.2(1495); SEMCAD X 14.6.12(7450)

Area Scan (11x12x1): Interpolated grid: dx=12 mm, dy=12 mm
Maximum value of SAR (interpolated) = 0.0458 W/kg

Zoom Scan (7x7x7)/Cube 0: Measurement grid: dx=5mm, dy=5mm, dz=5mm
Reference Value = 4.054 V/m; Power Drift = 0.05 dB
Peak SAR (extrapolated) = 0.0530 W/kg
SAR(1 g) = 0.046 W/kg; SAR(10 g) = 0.043 W/kg
Maximum value of SAR (measured) = 0.0479 W/kg



Test Laboratory: BTL Inc.

Date: 2019-03-17

T18_802.11a_CH60_Back of Keyboard_0cm_ANT A**DUT: Notebook;**

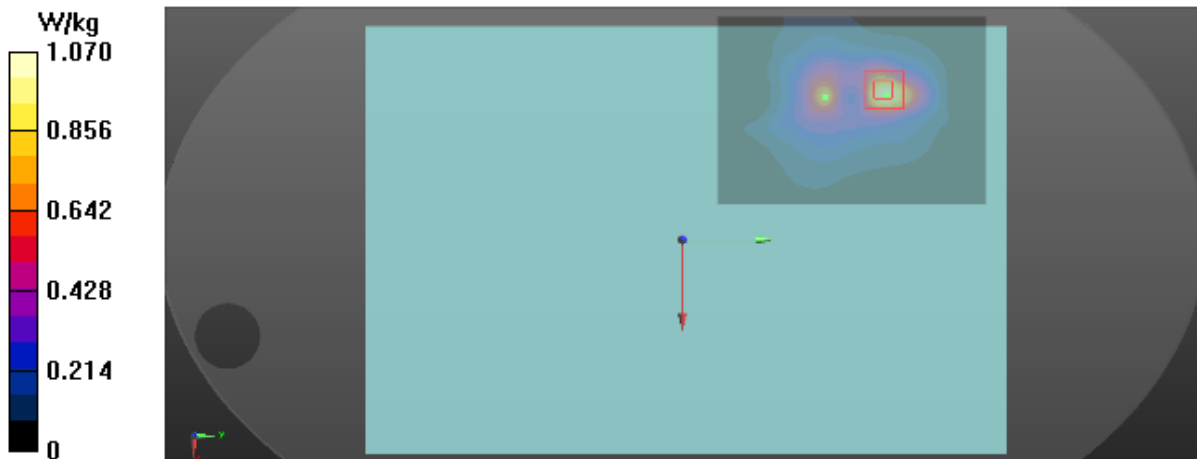
Communication System: UID 0, 802.11a (0); Frequency: 5300 MHz; Duty Cycle: 1:1
Medium parameters used: $f = 5300$ MHz; $\sigma = 5.488$ S/m; $\epsilon_r = 47.447$; $\rho = 1000$ kg/m³
Ambient Temperature : 23.2 °C; Liquid Temperature : 22.5 °C

DASY Configuration:

- Probe: EX3DV4 - SN7396; ConvF(5.05, 5.05, 5.05) @ 5300 MHz; Calibrated: 2018-05-29
- Sensor-Surface: 2mm (Mechanical Surface Detection), $z = 1.0, 23.0$
- Electronics: DAE3 Sn420; Calibrated: 2018-03-22
- Phantom: ELI v5.0; Type: QDOVA002AA; Serial: TP:1222
- DASY52 52.10.2(1495); SEMCAD X 14.6.12(7450)

Area Scan (12x16x1): Interpolated grid: $dx=10$ mm, $dy=10$ mm
Maximum value of SAR (interpolated) = 1.03 W/kg

Zoom Scan (7x7x12)/Cube 0: Measurement grid: $dx=4$ mm, $dy=4$ mm, $dz=2$ mm
Reference Value = 0.2440 V/m; Power Drift = 0.02 dB
Peak SAR (extrapolated) = 2.43 W/kg
SAR(1 g) = 0.570 W/kg; SAR(10 g) = 0.208 W/kg
Maximum value of SAR (measured) = 1.07 W/kg



Test Laboratory: BTL Inc.

Date: 2019/8/28

T54_802.11a_CH52_Back of Keyboard_0cm_ANT B**DUT: Notebook;**

Communication System: UID 0, IEEE 802.11a WiFi 5G(OFDM, 6 Mbps,) (0); Frequency: 5260 MHz; Duty Cycle: 1:1
Medium parameters used: $f = 5260$ MHz; $\sigma = 5.436$ S/m; $\epsilon_r = 47.415$; $\rho = 1000$ kg/m³

Ambient Temperature : 23.3 °C; Liquid Temperature : 22.3 °C

DASY Configuration:

- Probe: EX3DV4 - SN3685; ConvF(4.34, 4.34, 4.34) @ 5260 MHz; Calibrated: 2019/3/25
- Sensor-Surface: 2mm (Mechanical Surface Detection), z = 1.0, 23.0
- Electronics: DAE4 Sn1390; Calibrated: 2019/5/25
- Phantom: ELI v5.0; Type: QDOVA002AA; Serial: TP:1222
- DASY52 52.10.2(1495); SEMCAD X 14.6.12(7450)

Area Scan (13x15x1): Interpolated grid: dx=10 mm, dy=10 mm

Maximum value of SAR (interpolated) = 0.684 W/kg


Zoom Scan (7x7x12)/Cube 0: Measurement grid: dx=4mm, dy=4mm, dz=2mm

Reference Value = 6.984 V/m; Power Drift = -0.04 dB

Peak SAR (extrapolated) = 1.89 W/kg

SAR(1 g) = 0.468 W/kg; SAR(10 g) = 0.279 W/kg

Maximum value of SAR (measured) = 0.659 W/kg



Test Laboratory: BTL Inc.

Date: 2019-03-17

T26_802.11n40_CH126_Back of Keyboard_0cm_ANT A

DUT: Notebook;

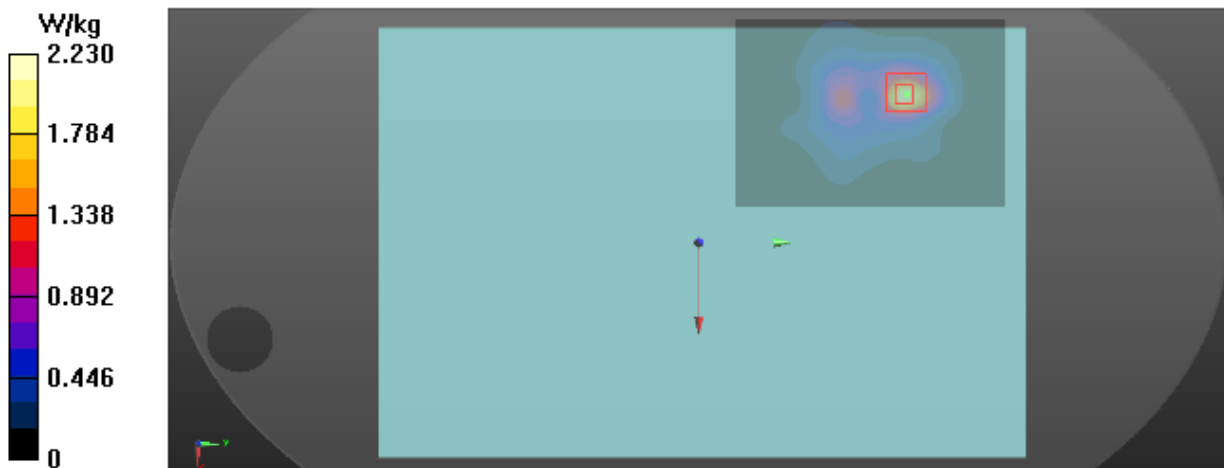
Communication System: UID 0, 802.11n (0); Frequency: 5630 MHz; Duty Cycle: 1:1
Medium parameters used: $f = 5630 \text{ MHz}$; $\sigma = 5.948 \text{ S/m}$; $\epsilon_r = 46.796$; $\rho = 1000 \text{ kg/m}^3$
Ambient Temperature : $23.2 \text{ }^\circ\text{C}$; Liquid Temperature : $22.5 \text{ }^\circ\text{C}$

DASY Configuration:

- Probe: EX3DV4 - SN7396; ConvF(4.38, 4.38, 4.38) @ 5630 MHz; Calibrated: 2018-05-29
- Sensor-Surface: 2mm (Mechanical Surface Detection), $z = 1.0, 23.0$
- Electronics: DAE3 Sn420; Calibrated: 2018-03-22
- Phantom: ELI v5.0; Type: QDOVA002AA; Serial: TP:1222
- DASY52 52.10.2(1495); SEMCAD X 14.6.12(7450)

Area Scan (12x16x1): Interpolated grid: $dx=10 \text{ mm}$, $dy=10 \text{ mm}$
Maximum value of SAR (interpolated) = 2.10 W/kg

Zoom Scan (7x7x12)/Cube 0: Measurement grid: $dx=4\text{mm}$, $dy=4\text{mm}$, $dz=2\text{mm}$
Reference Value = 0 V/m ; Power Drift = 0.00 dB
Peak SAR (extrapolated) = 5.49 W/kg
SAR(1 g) = 1.16 W/kg ; SAR(10 g) = 0.418 W/kg
Maximum value of SAR (measured) = 2.23 W/kg



Test Laboratory: BTL Inc.

Date: 2019/8/28

T56_802.11n40_CH134_Back of Keyboard_0cm_ANT B

DUT: Notebook;

Communication System: UID 0, IEEE 802.11n WiFi 5G(HT40, 13.5 Mbps,) (0); Frequency: 5670 MHz; Duty Cycle: 1:1

Medium parameters used: $f = 5670$ MHz; $\sigma = 6.006$ S/m; $\epsilon_r = 46.592$; $\rho = 1000$ kg/m³

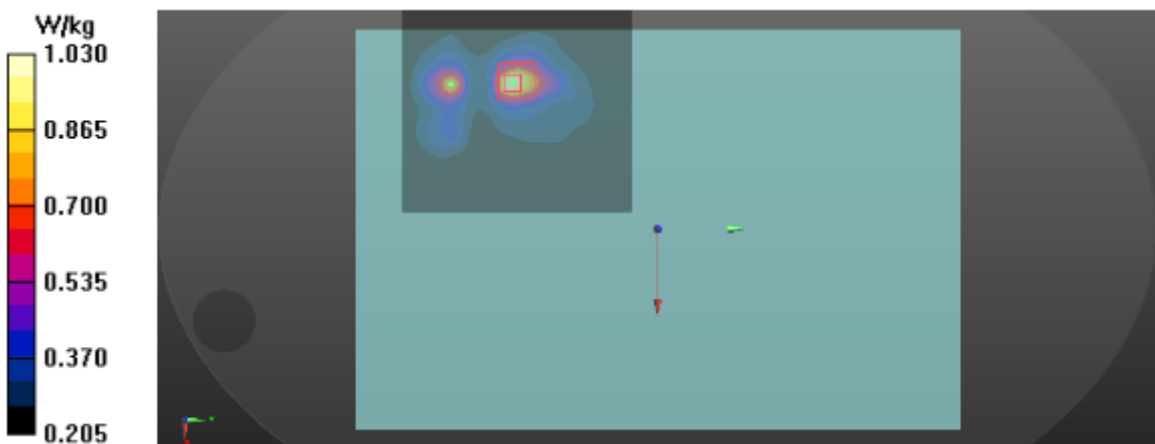
Ambient Temperature : 23.3 °C; Liquid Temperature : 22.3 °C

DASY Configuration:

- Probe: EX3DV4 - SN3685; ConvF(3.81, 3.81, 3.81) @ 5670 MHz; Calibrated: 2019/3/25
- Sensor-Surface: 2mm (Mechanical Surface Detection), z = 1.0, 23.0
- Electronics: DAE4 Sn1390; Calibrated: 2019/5/25
- Phantom: ELI v5.0; Type: QDOVA002AA; Serial: TP:1222
- DASY52 52.10.2(1495); SEMCAD X 14.6.12(7450)

Area Scan (13x15x1): Interpolated grid: dx=10 mm, dy=10 mm
Maximum value of SAR (interpolated) = 1.11 W/kg

Zoom Scan (7x7x12)/Cube 0: Measurement grid: dx=4mm, dy=4mm, dz=2mm
Reference Value = 7.094 V/m; Power Drift = -0.02 dB
Peak SAR (extrapolated) = 3.63 W/kg
SAR(1 g) = 0.698 W/kg; SAR(10 g) = 0.388 W/kg
Maximum value of SAR (measured) = 1.03 W/kg



Test Laboratory: BTL Inc.

Date: 2019-03-17

T36_802.11n40_CH159_Back of Keyboard_0cm_ANT A**DUT: Notebook;**

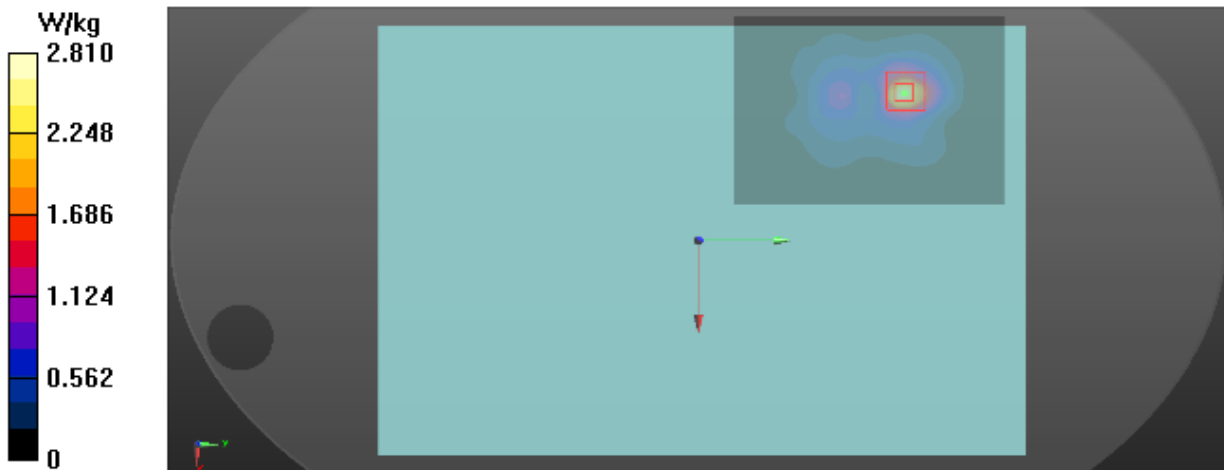
Communication System: UID 0, 802.11n (0); Frequency: 5795 MHz; Duty Cycle: 1:1
Medium parameters used: $f = 5795$ MHz; $\sigma = 6.202$ S/m; $\epsilon_r = 46.519$; $\rho = 1000$ kg/m³
Ambient Temperature : 23.2 °C; Liquid Temperature : 22.5 °C

DASY Configuration:

- Probe: EX3DV4 - SN7396; ConvF(4.5, 4.5, 4.5) @ 5795 MHz; Calibrated: 2018-05-29
- Sensor-Surface: 2mm (Mechanical Surface Detection), $z = 1.0, 23.0$
- Electronics: DAE3 Sn420; Calibrated: 2018-03-22
- Phantom: ELI v5.0; Type: QDOVA002AA; Serial: TP:1222
- DASY52 52.10.2(1495); SEMCAD X 14.6.12(7450)

Area Scan (12x16x1): Interpolated grid: $dx=10$ mm, $dy=10$ mm
Maximum value of SAR (interpolated) = 2.69 W/kg

Zoom Scan (7x7x12)/Cube 0: Measurement grid: $dx=4$ mm, $dy=4$ mm, $dz=2$ mm
Reference Value = 0.4480 V/m; Power Drift = -0.02 dB
Peak SAR (extrapolated) = 6.89 W/kg
SAR(1 g) = 1.42 W/kg; SAR(10 g) = 0.500 W/kg
Maximum value of SAR (measured) = 2.81 W/kg



Test Laboratory: BTL Inc.

Date: 2019/8/28

T58_802.11n40_CH159_Back of Keyboard_0cm_ANT B**DUT: Notebook;**

Communication System: UID 0, IEEE 802.11n WiFi 5G(HT40, 13.5 Mbps,) (0); Frequency: 5795 MHz; Duty Cycle: 1:1

Medium parameters used: $f = 5795$ MHz; $\sigma = 6.183$ S/m; $\epsilon_r = 46.377$; $\rho = 1000$ kg/m³

Ambient Temperature : 23.3 °C; Liquid Temperature : 22.3 °C

DASY Configuration:

- Probe: EX3DV4 - SN3685; ConvF(3.76, 3.76, 3.76) @ 5795 MHz; Calibrated: 2019/3/25
- Sensor-Surface: 2mm (Mechanical Surface Detection), z = 1.0, 23.0
- Electronics: DAE4 Sn1390; Calibrated: 2019/5/25
- Phantom: ELI v5.0; Type: QDOVA002AA; Serial: TP:1222
- DASY52 52.10.2(1495); SEMCAD X 14.6.12(7450)

Area Scan (13x15x1): Interpolated grid: dx=10 mm, dy=10 mm
Maximum value of SAR (interpolated) = 2.27 W/kg**Zoom Scan (7x7x12)/Cube 0:** Measurement grid: dx=4mm, dy=4mm, dz=2mm
Reference Value = 6.198 V/m; Power Drift = -0.07 dB
Peak SAR (extrapolated) = 6.90 W/kg**SAR(1 g) = 1.29 W/kg; SAR(10 g) = 0.601 W/kg**

Maximum value of SAR (measured) = 2.02 W/kg

