



## 8. SETUP PHOTOS

### ANTENNA PORT CONDUCTED RF MEASUREMENT SETUP




**TEMPERATURE CHAMBER MEASUREMENT SETUP**



**POWERLINE CONDUCTED EMISSIONS MEASUREMENT SETUP**




LINE CONDUCTED BACK PHOTO



**RADIATED RF MEASUREMENT SETUP WITH 50 OHM LOADS**



RADIATED BACK PHOTO



**END OF REPORT**