

New type of wireless audio linker

FM MODULATOR

BP-10017F
User's Manual

Picture [I-POP]



FCC Caution

This device complies with part 15 of the FCC Rules.

Operation is subject to the following two conditions;


- (1) This device may not cause harmful interference, and
- (2) this device must accept any interference received, including interference that may cause undesired operation.

Caution


Changes or modifications not expressly approved by the party responsible for

compliance could void the user's authority to operate the equipment.

1. Outlook



2. How to use

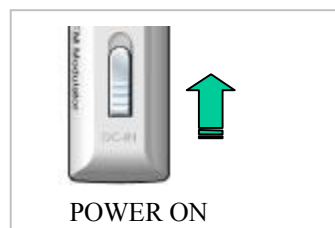
1. Insert a 1.5 V AAA size battery into the device like the right picture or insert DC JACK into I-POP DC hole.
2. Connect FM transmitter audio jack(3.5 ) into earphone hole of MP3 or CD player.
3. Play MP3 or CD music.
4. Turn Power Switch ON.
5. Select FM frequency. (88.3/ 88.7 / 88.9 MHz)) – Avoid selecting the on Air frequency.
6. Set FM audio frequency to the selected FM frequency on Step 5.
7. Control the volume level of your audio device & FM radio and Enjoy the wireless music.



Batter Input Direction



Audio JACK Connection



POWER ON



Frequency Selection

3. Specifications

Trade Name	BP-10017F
Power Supply	1.5V battery AAA size & Vehicles 12 – 24V
Current	Battery Application : 68mA Cigar JACK Application : 32mA
Frequency Range	88.3MHz ~ 88.9MHz
Modulation	FM
Operating Temp	-10 ~ 50 °C
Dimension	67 x 25 x 20mm
Weight	약 24 g (Excluding Battery)

The specification is subject to change without notice.

4. Warrant Information

BKM warrant our product FM transmitter and accessories (excluding batteries) to be free from malfunctions and defects in both materials and workmanship for one year from the date of purchase.

Limited Warranty Coverage

This Limited Warranty will be honored only within the geographical location that I-POP purchased.

BKM will repair or replace I-POP if they fail to function properly during the warranty period, subject to any conditions and/or limitations stated herein. Such repair service will include all labor as well as any necessary adjustments and/or replacement parts. Such repair or replacement is the sole remedy under this warranty.

Warranty conditions :

- Request for Warranty Service will not be accepted without proof of date of purchase, such as a copy of the original dated I-POP sales receipt.
- This Warranty does not apply to the battery used in I-POP. This Warranty does not cover circumstances beyond BKM's control, nor problems caused by failure to follow the operating instructions in the I-POP User's Guides.
- This Warranty does not apply when failure is due to shipping damage, accident, alteration, modification, unauthorized service, misuse, abuse, use with incompatible accessories or attachments, failure to follow BKM' operation, maintenance or repacking instructions, failure to use items supplied by BKM (Such as adapters and cables), or claims made after the duration of this Warranty.
- This Warranty does not apply when repairs performed by non-authorized service centers such as opening of the product by a non-authorized person.

5. Safety Instruction

- Read and understand all these instructions to avoid injury to yourself and damage to the equipment.
- The use of an accessory attachment that is not recommended by BKM Co.,Ltd, such as a CIGAR JACK, may cause fire, electric shock, or injury.

CAUTION

- Do not apply excessive pressure to the device.
- Do not let any foreign matter spill into the device.
- Do not place heavy objects on the device.
- Do not expose to chemicals such as benzene and thinners.
- Remove batteries when the device is left unused for a long period of time.
- Do not expose to direct sunlight or heat sources.
- Do not store in dusty areas.
- Do not try to disassemble and repair the device yourself.
- Keep batteries out of the reach of children.
- If using this product in an airplane, observe all instructions of the airline.
- Do not pull out the cable from the device.

6. Troubleshooting

[I-POP does not work and POWER LED does not work properly.]

- Check the battery capacity.
- Check to see if the battery is inserted to the right poles.(+,-)
- When the POWER LED is dark, change the battery.

[Can not listen clean sound through I-POP]

- Check switch position (on/off)
- Noise could be occurred by adjacent public broadcasting.
In this case, please change the another frequency.
- Check to see whether I-POP audio cable is connected with Music player properly.
- If the cable is twisted, uncoil the cable.



BKM Co.,Ltd

Tel : +82-31-718-7020~1 FAX : +82-31-718-4021

www.i-bkm.com info@i-bkm.com

Room 506, 5F Owners Tower, 16-5 Sunnae-dong, Bundang-gu,
Seongnam-si, Gyeonggi-do, KOREA