



HONSON

## HIFI Bluetooth speaker



REMOTE



3.5 Input



RCA Input



ADAPTOR

■ HPA2

## USER'S MANUAL

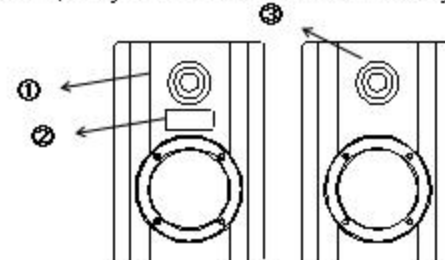
Before using the electric thermos flask please read the following instructions carefully

1

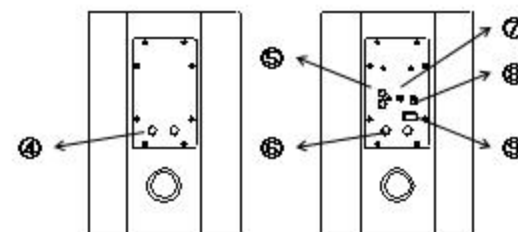
## Speaker Introduction

Welcome the use HONSON speaker, Product is played by 2.4G blue-tooth, Comprehensive advanced technology, HIFI qualities, Apply to laptop computer, U plate, IPHONE, IPAD, Intelligent mobile, blue-tooth mobile etc. Using wireless connection, Play stereo music, Audio, Play games etc.

- ① Right speaker
- ② Left speaker
- ③ LED/Bluetooth/remote
- ④ Left speaker connection
- ⑤ RCA Input
- ⑥ Output to left speaker
- ⑦ Line in input
- ⑧ DC Input
- ⑨ USB Input



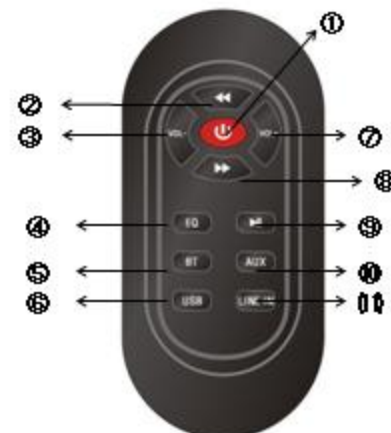
BACK VIEW



2

## Remote Introduction

- ① ON/OFF
- ② UP
- ③ Volume-
- ④ EQ
- ⑤ Bluetooth Input
- ⑥ USB Input
- ⑦ Volume+
- ⑧ Next
- ⑨ Pause/Play
- ⑩ AUX Input
- ⑪ Line in Input



#### FCC Certification Requirements

Caution: Any changes or modifications in construction of this device which are not expressly approved by the party responsible for compliance could void the user's authority to operate the equipment.

This device complies with part 15 of the FCC Rules. Operation is subject to the following two conditions: (1) This device may not cause harmful interference, and (2) This device must accept any interference received, including interference that may cause undesired operation.

The manufacturer is not responsible for any radio or TV interference caused by unauthorized modifications to this equipment. Such modifications could void the user's authority to operate the equipment.

This equipment has been tested and found to comply with the limits for a Class B digital device, pursuant to Part 15 of the FCC Rules. These limits are designed to provide reasonable protection against harmful interference in a residential installation. This equipment generates, uses and can radiate radio frequency energy and, if not installed and used in accordance with the instructions, may cause harmful interference to radio communications. However, there is no guarantee that interference will not occur in a particular installation. If this equipment does cause harmful interference to radio or television reception, which can be determined by turning the equipment off and on, the user is encouraged to try to correct the interference by one or more of the following measures:

- Reorient or relocate the receiving antenna.
- Increase the separation between the equipment and receiver.
- Connect the equipment into an outlet on a circuit different from that to which the receiver is connected.
- Consult the dealer or an experienced radio/TV technician for help.