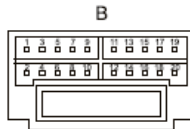
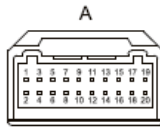


120.00 mm


 **BLAUPUNKT**

Rear of Unit



PIN	DEFINITION A PART
1	NC
2	NC
3	NC
4	NC
5	NC
6	NC
7	NC
8	NC
9	NC
10	NC
11	NC
12	GND
13	VIDEO OUT/Yellow
14	LINE FR/Red
15	GND
16	LINE FL/White
17	LINE RL/White
18	AGND
19	SUB OUT/Blue
20	LINE RR/Red

PIN	DEFINITION B PART
1	SWCA
2	SWCB
3	CAMERA CVBS GND
4	PCNT */Blue with White
5	ACC/Red
6	CAMERA CVBS IN/Yellow
7	RL-/Green with Black
8	REVERSE/Pink
9	RL+/Green
10	PGND/Black
11	BRAKE/Green with White
12	Perm. +12V/Yellow
13	RR-/Purple with Black
14	PANT/Blue
15	RR+/Purple
16	NC
17	FR+/Grey
18	FL-/White with Black
19	FR-/Grey with Black
20	FL+/White

Remarks: (*) Total max. 150 mA / Fuse: 15 Ampere
 12V  15A max

Warnings:

Warranty void if this unit is damaged due to misuse or unauthorized service attempting.

Before making any electrical connections disconnect the vehicle battery's negative terminal and carefully read the unit's Owner's Manual.

Connect each pair of speaker leads only to a single pair of speakers (or speaker system) that has an impedance of at least 4 ohms, as well as 45-watt power handling capability. Never allow the uninsulated part of any speaker leads to touch a metal part of the vehicle.

Connect speaker leads to input of external amplifiers ONLY if indicated in amplifier's manual, otherwise this unit's internal amplifier will be damaged.

This product was produced using lead free technology.
 Help keep the world clean! Dispose properly!

This device complies with Part 15 of the FCC Rules. Operation is subject to the following two conditions:
 (1) This device may not cause harmful interference, and
 (2) This device must accept any interference received, including interference that may cause undesired operation.



10R-04 2841

FCC ID: RPL-SANDIEGO530

P/N:127071005617

100.00 mm