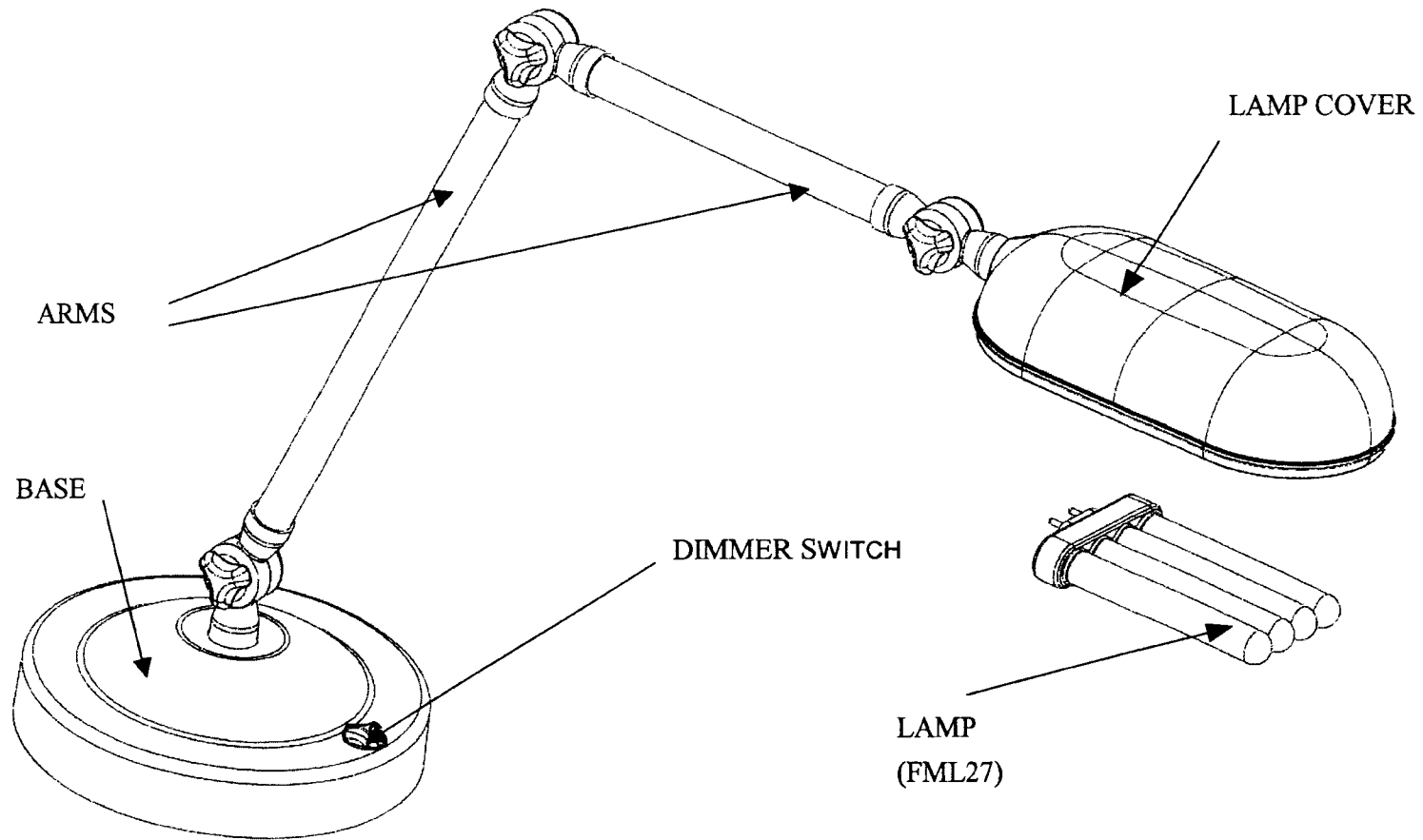
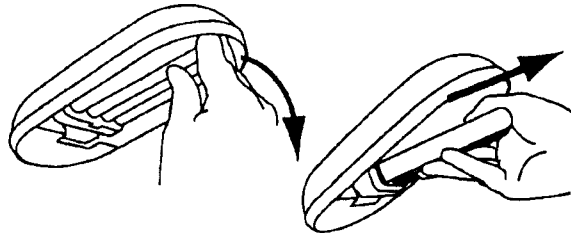


Identification and use of parts



Lamp Replacement

Pivot lamp and socket from fixture.



Slide lamp out.

Call 1-800-344-4444 to purchase replacement lamps from The Sharper Image. (Item No. SI928)

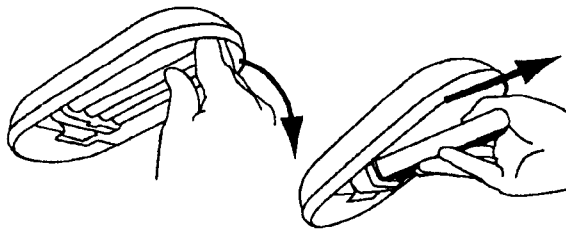


CAUTION:

- 1) Turn off/unplug the lamp fixture.
- 2) Allow to cool before removing lamp.

Lamp Replacement

Pivot lamp and socket from fixture.



Slide lamp out.

Call 1-800-344-4444 to purchase replacement lamps from The Sharper Image. (Item No. SI928)



CAUTION:

- 1) Turn off/unplug the lamp fixture.
- 2) Allow to cool before removing lamp.

IMPORTANT SAFETY INSTRUCTIONS

When using electrical appliances, basic safety precautions should always be followed, including the following:

READ ALL INSTRUCTIONS BEFORE USING

Lighted Lamp is **HOT**

WARNING – To reduce the risk of **FIRE, ELECTRIC SHOCK, EXPOSURE TO EXCESSIVE UV, RADIATION , OR INJURY TO PERSONS :**

1. Turn off / unplug and allow to cool before replacing lamp.
2. Lamp gets **HOT** quickly! Only contact switch / plug when turning on.
3. Do not touch hot lamp containment barrier .
4. Do not remain in light if skin feels warm .
5. Do not look directly at lighted lamp.
6. Keep lamp away from materials that may burn.
7. Use only with a 27Watt or smaller lamp.
8. Do not touch the lamp at any time. Use a soft cloth. Oil from skin may damage lamp.
9. Do not operate the portable luminaire with a missing or damaged guard, lamp containment barrier, or UV filter.

SAVE THESE INSTRUCTIONS

Polarization Instruction

This lamp has a polarized plug (one blade is wider than the other) as a feature to reduce the risk of electric shock. This plug will fit in a polarized outlet only one way. If the plug does not fit fully in the outlet, reverse the plug. If it still does not fit, contact a qualified electrician. Never use with an extension cord unless plug can be fully inserted. Do not alter the plug.

Precautions

1. Do not use with power supply voltage other than 120VAC.
2. Do not use outdoors, or in locations with high humidity, such as bathrooms.
3. Do not install above sources of high heat, such as a stove or heater.
4. Do not touch the lamp while it is lit or immediately after turning the lamp off.

Maintenance

Caution : If any malfunction occurs, do not try to repair to yourself. Return it to in authorized facility, or return it to manufacturer. The appliance has no user serviceable parts.

Warning: Changes or modifications to this unit not expressly approved by the party responsible for compliance could void the user's authority to operate the equipment.

NOTE: This equipment has been tested and found to comply with the limits for a Class B ISM equipment, pursuant to Part 18 of the FCC Rules. These limits are designed to provide reasonable protection against harmful interference in a residential installation. This equipment generates, uses, and can radiate radio frequency energy and, if not installed and used in accordance with the instructions, may cause harmful interference to radio communications. However, there is no guarantee that interference will not occur in a particular installation. If this equipment does cause harmful interference to radio or television reception, which can be determined by turning the equipment off and on, the user is encouraged to try to correct the interference by one or more of the following measures:

- Reorient or relocate the receiving antenna.
- Increase the separation between the equipment and receiver.
- Connect the equipment into an outlet on a circuit different from that to which the receiver is connected.
- Consult the dealer or an experienced radio TV technician for help.

Note: This product may cause interference to radio equipment and should not be installed near maritime safety communications equipment or other critical navigation or communication equipment operating between 0.45-30 MHz.