


## 13 Exhibit B - Test Setup Photographs

### 13.1 Radiated Emission 30 MHz-1 GHz (EUT with External Antenna) – Front View




### 13.2 Radiated Emission 30 MHz-1 GHz (EUT with External Antenna) – Rear View




### 13.3 Radiated Emission above 1 GHz (EUT with External Antenna) – Front View




### 13.4 Radiated Emission above 1 GHz (EUT with External Antenna) – Rear View




### 13.5 Radiated Emission 30 MHz-1 GHz (EUT with Integral Antenna) – Front View



### 13.6 Radiated Emission 30 MHz-1 GHz (EUT with Integral Antenna) – Rear View



### 13.7 Radiated Emission above 1 GHz (EUT with Integral Antenna) – Front View



### 13.8 Radiated Emission above 1 GHz (EUT with Integral Antenna) – Rear View

