

## Appendix A: SETUP PHOTOS



Figure 40: Conducted Measurement Setup




Figure 41: Radiated Emissions 0.009 to 30 MHz – Loop antenna




Figure 42: Radiated Emissions 30 to 1000 MHz



Figure 43: Radiated Emissions 1 – 18 GHz






Figure 44: Radio Test Station

