

Exhibit 15 RK7186-00

Internal Photographs

FCC RK7186-00
IC 4774A-18600

1. WCH-186 a


Housing top & bottom view:



Housing bottom view with cooling element:




Main board – top & bottom view:




Main board with cooling element and shielding:





Cooling element:




Shielding:




Main Board with cooling element:





Top view of antenna board with compensator connector:



Bottom view of antenna board:



Coil module:



2. WCH-186 b

Housing top & bottom view:




Housing bottom view with cooling element:



Main board – top & bottom view:



Main board with cooling element and shielding:




Cooling element:




Shielding:




Main Board with cooling element:



Top view of antenna board with NFC antenna and compensator connector:



Bottom view of antenna board:



Coil module:

