



SGS-CSTC Standards Technical Services Ltd.

No. 1 Workshop, M-10, Middle section, Science & Technology Park, Nanshan District, Shenzhen, Guangdong, China 518057

Telephone: +86 (0) 755 2601 2053
Fax: +86 (0) 755 2671 0594
Email: ee.shenzhen@sgs.com

Report No.: SZEM121100643601
Page: 1 of 96

FCC REPORT

Application No: SZEM1211006436RF
Applicant: Adams Future Limited
Manufacturer: Shenzhen Chuangwei Electronic Appliance Tech Co., Ltd.
Factory: Shenzhen Chuangwei Electronic Appliance Tech Co., Ltd.
Product Name: 8" table PC
Model No.(EUT): T2
FCC ID: RGF-KATAT2S8
Standards: 47 CFR Part 15, Subpart C (2011)
Date of Receipt: 2012-12-04
Date of Test: 2012-12-12 to 2012-12-31
Date of Issue: 2013-01-05

Test Result:	PASS *
---------------------	---------------

* In the configuration tested, the EUT complied with the standards specified above.

Authorized Signature:



Jack Zhang
EMC Laboratory Manager

The manufacturer should ensure that all products in series production are in conformity with the product sample detailed in this report. If the product in this report is used in any configuration other than that detailed in the report, the manufacturer must ensure the new system complies with all relevant standards. Any mention of SGS International Electrical Approvals or testing done by SGS International Electrical Approvals in connection with, distribution or use of the product described in this report must be approved by SGS International Electrical Approvals in writing. The report must not be used by the client to claim product certification, approval, or endorsement by NVLAP, NIST, or any agency of the federal government. All test results in this report can be traceable to National or International Standards.

"This document is issued by the Company subject to its General Conditions of Service printed overleaf, available on request or accessible at www.sgs.com/terms_and_conditions.htm and, for electronic format documents, subject to Terms and Conditions for Electronic Documents at www.sgs.com/terms_e-document.htm. Attention is drawn to the limitation of liability, indemnification and jurisdiction issues defined therein. Any holder of this document is advised that information contained hereon reflects the Company's findings at the time of its intervention only and within the limits of Client's instructions, if any. The Company's sole responsibility is to its Client and this document does not exonerate parties to a transaction from exercising all their rights and obligations under the transaction documents. This document cannot be reproduced except in full, without prior written approval of the Company. Any unauthorized alteration, forgery or falsification of the content or appearance of this document is unlawful and offenders may be prosecuted to the fullest extent of the law. Unless otherwise stated the results shown in this test report refer only to the sample(s) tested and such sample(s) are retained for 90 days only."



2 Test Summary

Test Item	Test Requirement	Test method	Result
Antenna Requirement	47 CFR Part 15, Subpart C Section 15.203/15.247 (c)	ANSI C63.10 2009	PASS
AC Power Line Conducted Emission	47 CFR Part 15, Subpart C Section 15.207	ANSI C63.10 2009	PASS
Conducted Peak Output Power	47 CFR Part 15, Subpart C Section 15.247 (b)(3)	KDB558074 D01	PASS
6dB Occupied Bandwidth	47 CFR Part 15, Subpart C Section 15.247 (a)(2)	KDB558074 D01	PASS
Power Spectral Density	47 CFR Part 15, Subpart C Section 15.247 (e)	KDB558074 D01	PASS
Band-edge for RF Conducted Emissions	47 CFR Part 15, Subpart C Section 15.247(d)	KDB558074 D01	PASS
RF Conducted Spurious Emissions	47 CFR Part 15, Subpart C Section 15.247(d)	KDB558074 D01	PASS
Radiated Spurious Emissions	47 CFR Part 15, Subpart C Section 15.205/15.209	ANSI C63.10 2009	PASS
Band Edge (Radiated Emission)	47 CFR Part 15, Subpart C Section 15.205/15.209	ANSI C63.10 2009	PASS

Remark:

The EUT passed the all tests after modification.



3 Contents

	Page
1 COVER PAGE.....	1
2 TEST SUMMARY	2
3 CONTENTS	3
4 GENERAL INFORMATION.....	4
4.1 CLIENT INFORMATION	4
4.2 GENERAL DESCRIPTION OF EUT	4
4.3 TEST ENVIRONMENT AND MODE	6
4.4 DESCRIPTION OF SUPPORT UNITS	6
4.5 TEST LOCATION	6
4.6 TEST FACILITY	7
4.7 DEVIATION FROM STANDARDS	7
4.8 ABNORMALITIES FROM STANDARD CONDITIONS	7
4.9 OTHER INFORMATION REQUESTED BY THE CUSTOMER.....	7
4.10 EQUIPMENT LIST	8
5 TEST RESULTS AND MEASUREMENT DATA.....	11
5.1 ANTENNA REQUIREMENT	11
5.2 CONDUCTED EMISSIONS	12
5.3 CONDUCTED PEAK OUTPUT POWER	16
5.4 6dB OCCUPY BANDWIDTH	24
5.5 POWER SPECTRAL DENSITY	32
5.6 BAND-EDGE FOR RF CONDUCTED EMISSIONS	40
5.7 RF CONDUCTED SPURIOUS EMISSIONS	45
5.8 RADIATED SPURIOUS EMISSIONS.....	52
5.8.1 Radiated emission below 1GHz.....	55
5.8.2 Transmitter emission above 1GHz.....	57
5.9 BAND EDGE (RADIATED EMISSION)	63-96



4 General Information

4.1 Client Information

Applicant:	Adams Future Limited
Address of Applicant:	31/F, Prosperity Millennia Plaza No.663 King's Road North Point, Hong Kong
Manufacturer:	Shenzhen Chuangwei Electronic Appliance Tech Co., Ltd.
Address of Manufacturer:	4F & 6F, Overseas plant south, Skyworth Industrial Park, Shiyan Street, Bao'an District, Shenzhen, P.R. China
Factory:	Shenzhen Chuangwei Electronic Appliance Tech Co., Ltd.
Address of Factory:	4F & 6F, Overseas plant south, Skyworth Industrial Park, Shiyan Street, Bao'an District, Shenzhen, P.R. China

4.2 General Description of EUT

Product Name:	8" table PC	
Model No.:	T2	
Operation Frequency:	IEEE 802.11b/g/n(HT20): 2412MHz to 2462MHz IEEE 802.11n(HT40): 2422MHz to 2452MHz	
Channel Numbers:	IEEE 802.11b/g, IEEE 802.11n HT20: 11 Channels IEEE 802.11n HT40: 7 Channels	
Channel Separation:	5MHz	
Type of Modulation:	IEEE for 802.11b: DSSS(CCK,DQPSK,DBPSK) IEEE for 802.11g: OFDM(64QAM, 16QAM, QPSK, BPSK) IEEE for 802.11n(HT20 and HT40) : OFDM (64QAM, 16QAM, QPSK,BPSK)	
Sample Type:	Portable production	
Antenna Type:	Dedicated	
Antenna Gain:	-4.35dBi	
Power Supply:	AC adapter	MODEL:KSAPK0110500200FU INPUT:AC 100-240V 50/60Hz 0.5A OUTPUT:DC 5.0V 2.0A
	Battery	3.7V 15.17Wh rechargeable battery
AC cable	100cm	
USB cable	100cm	
Earphone	120cm	
Test Voltage:	AC 120V 60Hz	



Operation Frequency each of channel(802.11b/g/n HT20)							
Channel	Frequency	Channel	Frequency	Channel	Frequency	Channel	Frequency
1	2412MHz	4	2427MHz	7	2442MHz	10	2457MHz
2	2417MHz	5	2432MHz	8	2447MHz	11	2462MHz
3	2422MHz	6	2437MHz	9	2452MHz		
Operation Frequency each of channel(802.11n HT40)							
Channel		Frequency		Channel		Frequency	
1		2422MHz		4		2437MHz	
2		2427MHz		5		2442MHz	
3		2432MHz		6		2447MHz	

Note:

In section 15.31(m), regards to the operating frequency range over 10 MHz, the Lowest frequency, the middle frequency, and the highest frequency of channel were selected to perform the test, and the selected channel see below:

For 802.11b/g/n (HT20):

Channel	Frequency
The Lowest channel	2412MHz
The Middle channel	2437MHz
The Highest channel	2462MHz

For 802.11n (HT40):

Channel	Frequency
The Lowest channel	2422MHz
The Middle channel	2437MHz
The Highest channel	2452MHz



4.3 Test Environment and Mode

Operating Environment:	
Temperature:	24.0 °C
Humidity:	47 % RH
Atmospheric Pressure:	1015mbar
Test mode:	
Transmitting mode:	Keep the EUT transmitting with modulation.
Charge + Transmitting mode:	Keep the EUT charging and transmitting with modulation.

4.4 Description of Support Units

The EUT has been tested independent unit.

4.5 Test Location

All tests were performed at:

SGS-CSTC Standards Technical Services Co., Ltd., Shenzhen Branch E&E Lab,

No. 1 Workshop, M-10, Middle Section, Science & Technology Park, Shenzhen, Guangdong, China.
518057.

Tel: +86 755 2601 2053 Fax: +86 755 2671 0594

No tests were sub-contracted.



4.6 Test Facility

The test facility is recognized, certified, or accredited by the following organizations:

- **CNAS (No. CNAS L2929)**
CNAS has accredited SGS-CSTC Standards Technical Services Co., Ltd. Shenzhen Branch EMC Lab to ISO/IEC 17025:2005 General Requirements for the Competence of Testing and Calibration Laboratories (CNAS-CL01 Accreditation Criteria for the Competence of Testing and Calibration Laboratories) for the competence in the field of testing.
- **VCCI**
The 3m Semi-anechoic chamber, Full-anechoic Chamber and Shielded Room (7.5m x 4.0m x 3.0m) of SGS-CSTC Standards Technical Services Co., Ltd. have been registered in accordance with the Regulations for Voluntary Control Measures with Registration No.: R-2197, G-416, T-1153 and C-2383 respectively.
- **FCC – Registration No.: 556682**
SGS-CSTC Standards Technical Services Co., Ltd., Shenzhen EMC Laboratory has been registered and fully described in a report filed with the (FCC) Federal Communications Commission. The acceptance letter from the FCC is maintained in our files. Registration No.: 556682.
- **Industry Canada (IC)**
The 3m Semi-anechoic chamber of SGS-CSTC Standards Technical Services Co., Ltd. has been registered by Certification and Engineering Bureau of Industry Canada for radio equipment testing with Registration No.: 4620C-1.

4.7 Deviation from Standards

None.

4.8 Abnormalities from Standard Conditions

The EUT passed the all tests after modification.

4.9 Other Information Requested by the Customer

None.

**4.10 Equipment List**

Conducted Emission					
Item	Test Equipment	Manufacturer	Model No.	Inventory No.	Cal.Due date (yyyy-mm-dd)
1	Shielding Room	ZhongYu Electron	GB-88	SEL0042	2013-06-10
2	LISN	Rohde & Schwarz	ENV216	SEL0152	2013-10-24
3	LISN	ETS-LINDGREN	3816/2	SEL0021	2013-05-17
4	8 Line ISN	Fischer Custom Communications Inc.	FCC-TLISN-T8-02	SEL0162	2013-11-10
5	4 Line ISN	Fischer Custom Communications Inc.	FCC-TLISN-T4-02	SEL0163	2013-11-10
6	2 Line ISN	Fischer Custom Communications Inc.	FCC-TLISN-T2-02	SEL0164	2013-11-10
7	EMI Test Receiver	Rohde & Schwarz	ESCI	SEL0022	2013-05-17
8	Coaxial Cable	SGS	N/A	SEL0025	2013-05-29
9	DC Power Supply	Zhao Xin	RXN-305D	SEL0117	2013-10-24
10	Humidity/ Temperature Indicator	Shanghai Qixiang	ZJ1-2B	SEL0103	2013-10-24
11	Barometer	Chang Chun	DYM3	SEL0088	2013-05-24



RE in Chamber					
Item	Test Equipment	Manufacturer	Model No.	Inventory No.	Cal.Due date (yyyy-mm-dd)
1	3m Semi-Anechoic Chamber	ETS-LINDGREN	N/A	SEL0017	2013-06-10
2	EMI Test Receiver	Rohde & Schwarz	ESIB26	SEL0023	2013-05-17
3	EMI Test software	AUDIX	E3	SEL0050	N/A
4	BiConiLog Antenna (26-3000MHz)	ETS-LINDGREN	3142C	SEL0015	2013-10-24
5	Double-ridged horn (1-18GHz)	ETS-LINDGREN	3117	SEL0006	2013-10-24
6	Horn Antenna (18-26GHz)	ETS-LINDGREN	3160	SEL0076	2013-10-24
7	Pre-amplifier (0.1-1300MHz)	Agilent Technologies	8447D	SEL0053	2013-05-17
8	Pre-Amplifier (0.1-26.5GHz)	Compliance Directions Systems Inc.	PAP-0126	SEL0168	2013-10-24
9	Coaxial cable	SGS	N/A	SEL0027	2013-05-59
10	Coaxial cable	SGS	N/A	SEL0189	2013-05-29
11	Coaxial cable	SGS	N/A	SEL0121	2013-05-29
12	Coaxial cable	SGS	N/A	SEL0178	2013-05-29
13	Band filter	Amindeon	82346	SEL0094	2013-05-17
14	Barometer	Chang Chun	DYM3	SEL0088	2013-05-24
15	DC Power Supply	Zhao Xin	RXN-305D	SEL0117	2013-10-24
16	Humidity/ Temperature Indicator	Shanghai Qixiang	ZJ1-2B	SEL0103	2013-10-24
17	Signal Generator (10M-27GHz)	Rohde & Schwarz	SMR27	SEL0067	2013-05-17
18	Signal Generator	Rohde & Schwarz	SMY01	SEL0155	2013-10-24
19	Loop Antenna	Beijing Daze	ZN30401	SEL0203	2013-06-04




RF connected test					
Item	Test Equipment	Manufacturer	Model No.	Inventory No.	Cal.Due date (yyyy-mm-dd)
1	DC Power Supply	Zhao Xin	RXN-305D	SEL0117	2013-10-24
2	Humidity/ Temperature Indicator	HYGRO	ZJ1-2B	SEL0033	2013-10-24
3	Spectrum Analyzer	Rohde & Schwarz	FSP	SEL0154	2013-10-24
4	Coaxial cable	SGS	N/A	SEL0178	2013-05-29
5	Coaxial cable	SGS	N/A	SEL0179	2013-05-29
6	Barometer	ChangChun	DYM3	SEL0088	2013-05-24
7	Signal Generator	Rohde & Schwarz	SML03	SEL0068	2013-05-17
8	Band filter	amideon	82346	SEL0094	2013-05-17
9	POWER METER	R & S	NRVS	SEL0144	2013-10-24
10	Attenuator	Beijin feihang taida	TST-2-6dB	SEL0205	2013-05-17
11	Power Divider(splitter)	Agilent Technologies	11636B	SEL0130	2013-10-24

Note: The calibration interval is one year, all the instruments are valid.

5 Test results and Measurement Data

5.1 Antenna Requirement

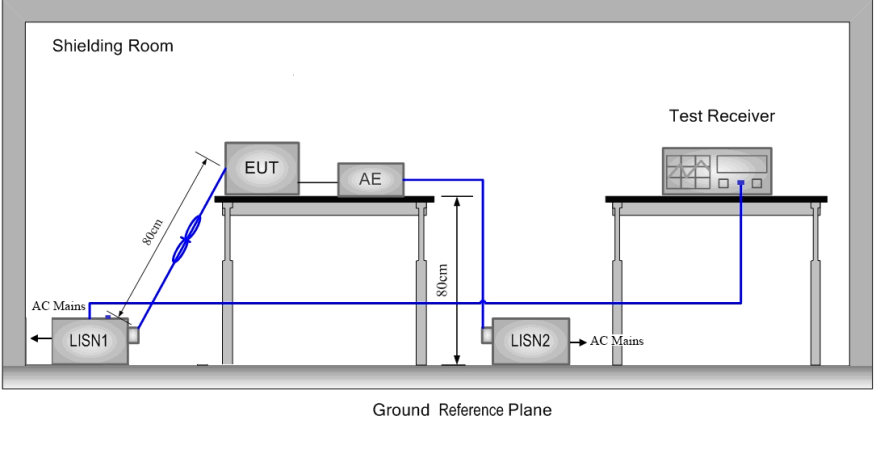
Standard requirement:	47 CFR Part 15C Section 15.203 /247(c)
<p>15.203 requirement:</p> <p>An intentional radiator shall be designed to ensure that no antenna other than that furnished by the responsible party shall be used with the device. The use of a permanently attached antenna or of an antenna that uses a unique coupling to the intentional radiator, the manufacturer may design the unit so that a broken antenna can be replaced by the user, but the use of a standard antenna jack or electrical connector is prohibited.</p> <p>15.247(b) (4) requirement:</p> <p>The conducted output power limit specified in paragraph (b) of this section is based on the use of antennas with directional gains that do not exceed 6 dBi. Except as shown in paragraph (c) of this section, if transmitting antennas of directional gain greater than 6 dBi are used, the conducted output power from the intentional radiator shall be reduced below the stated values in paragraphs (b)(1), (b)(2), and (b)(3) of this section, as appropriate, by the amount in dB that the directional gain of the antenna exceeds 6 dBi.</p>	
EUT Antenna:	
<p>The antenna is Dedicated on the main PCB. The best case gain of the antenna is -4.35dBi.</p> 	





5.2 Conducted Emissions

Test Requirement:	47 CFR Part 15C Section 15.207		
Test Method:	ANSI C63.10: 2009		
Test Frequency Range:	150kHz to 30MHz		
Limit:	Frequency range (MHz)	Limit (dBuV)	
		Quasi-peak	Average
	0.15-0.5	66 to 56*	56 to 46*
	0.5-5	56	46
	5-30	60	50
* Decreases with the logarithm of the frequency.			
Test Procedure:	<ol style="list-style-type: none">1) The mains terminal disturbance voltage test was conducted in a shielded room.2) The EUT was connected to AC power source through a LISN 1 (Line Impedance Stabilization Network) which provides a $50\Omega/50\mu\text{H} + 5\Omega$ linear impedance. The power cables of all other units of the EUT were connected to a second LISN 2, which was bonded to the ground reference plane in the same way as the LISN 1 for the unit being measured. A multiple socket outlet strip was used to connect multiple power cables to a single LISN provided the rating of the LISN was not exceeded.3) The tabletop EUT was placed upon a non-metallic table 0.8m above the ground reference plane. And for floor-standing arrangement, the EUT was placed on the horizontal ground reference plane,4) The test was performed with a vertical ground reference plane. The rear of the EUT shall be 0.4 m from the vertical ground reference plane. The vertical ground reference plane was bonded to the horizontal ground reference plane. The LISN 1 was placed 0.8 m from the boundary of the unit under test and bonded to a ground reference plane for LISNs mounted on top of the ground reference plane. This distance was between the closest points of the LISN 1 and the EUT. All other units of the EUT and associated equipment was at least 0.8 m from the LISN 2.5) In order to find the maximum emission, the relative positions of equipment and all of the interface cables must be changed according to ANSI C63.10: 2009 on conducted measurement.		

<p>Test Setup:</p>	
<p>Test Mode:</p>	<p>Charge + Transmitting mode</p>
<p>Instruments Used:</p>	<p>Refer to section 4.10 for details</p>
<p>Test Results:</p>	<p>Pass</p>

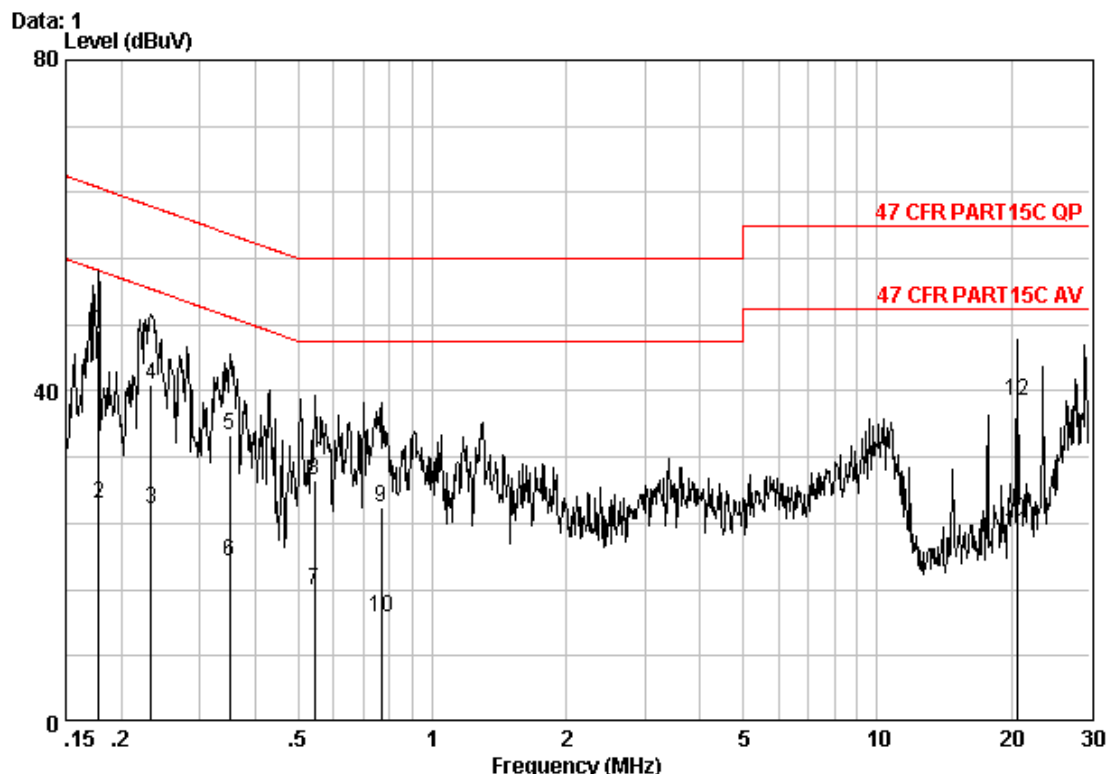
Measurement Data

An initial pre-scan was performed on the live and neutral lines with peak detector.

Quasi-Peak and Average measurement were performed at the frequencies with maximized peak emission were detected.



Live Line:

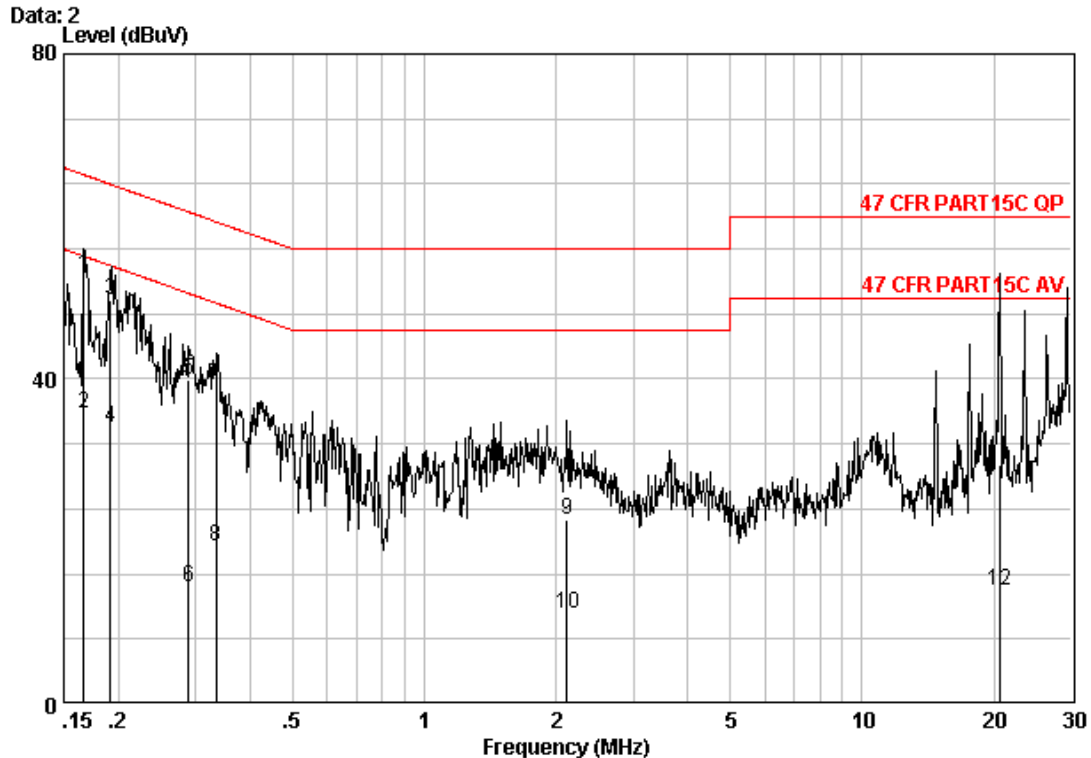


Site : Shielding Room
Condition : 47 CFR PART 15C QP CE LINE
Job No. : 6436RF
MODE : charge + TX mode

	Freq	Cable Loss	LISN Factor	Read Level	Level	Limit Line	Over Limit	Remark
	MHz	dB	dB	dBuV	dBuV	dBuV	dB	
1	0.17772	0.02	9.70	37.60	47.32	64.59	-17.27	QP
2	0.17772	0.02	9.70	16.57	26.29	54.59	-28.31	AVERAGE
3	0.23285	0.02	9.70	16.06	25.78	52.35	-26.57	AVERAGE
4	0.23285	0.02	9.70	31.12	40.84	62.35	-21.51	QP
5	0.35015	0.01	9.75	24.81	34.57	58.96	-24.38	QP
6	0.35015	0.01	9.75	9.58	19.34	48.96	-29.62	AVERAGE
7	0.54355	0.01	9.80	6.11	15.92	46.00	-30.08	AVERAGE
8	0.54355	0.01	9.80	19.31	29.13	56.00	-26.87	QP
9	0.76702	0.02	9.80	16.04	25.86	56.00	-30.14	QP
10	0.76702	0.02	9.80	2.79	12.61	46.00	-33.39	AVERAGE
11	20.594	0.02	10.10	12.85	22.97	50.00	-27.03	AVERAGE
12	20.594	0.02	10.10	28.65	38.77	60.00	-21.23	QP



Neutral Line:



Site : Shielding Room
Condition : 47 CFR PART 15C QP CE NEUTRAL
Job No. : 6436RF
MODE : charge + TX mode

	Freq	Cable Loss	LISN Factor	Read Level	Limit Line	Over Limit	Remark
	MHz	dB	dB	dBuV	dBuV	dB	
1 0	0.16700	0.02	9.70	43.10	52.82	65.11	-12.29 QP
2	0.16700	0.02	9.70	26.10	35.82	55.11	-19.29 Average
3	0.19200	0.02	9.70	39.90	49.62	63.95	-14.33 QP
4	0.19200	0.02	9.70	24.30	34.02	53.95	-19.93 Average
5	0.28935	0.01	9.70	30.25	39.96	60.54	-20.58 QP
6	0.28935	0.01	9.70	4.74	14.45	50.54	-36.09 AVERAGE
7	0.33385	0.01	9.74	29.45	39.20	59.35	-20.16 QP
8	0.33385	0.01	9.74	9.76	19.50	49.35	-29.85 AVERAGE
9	2.121	0.02	9.81	12.86	22.69	56.00	-33.31 QP
10	2.121	0.02	9.81	1.24	11.06	46.00	-34.94 AVERAGE
11	20.704	0.02	10.10	19.38	29.50	60.00	-30.50 QP
12	20.704	0.02	10.10	3.91	14.04	50.00	-35.96 AVERAGE

Notes:

1. The following Quasi-Peak and Average measurements were performed on the EUT:
2. Final Test Level = Receiver Reading + LISN Factor + Cable Loss.



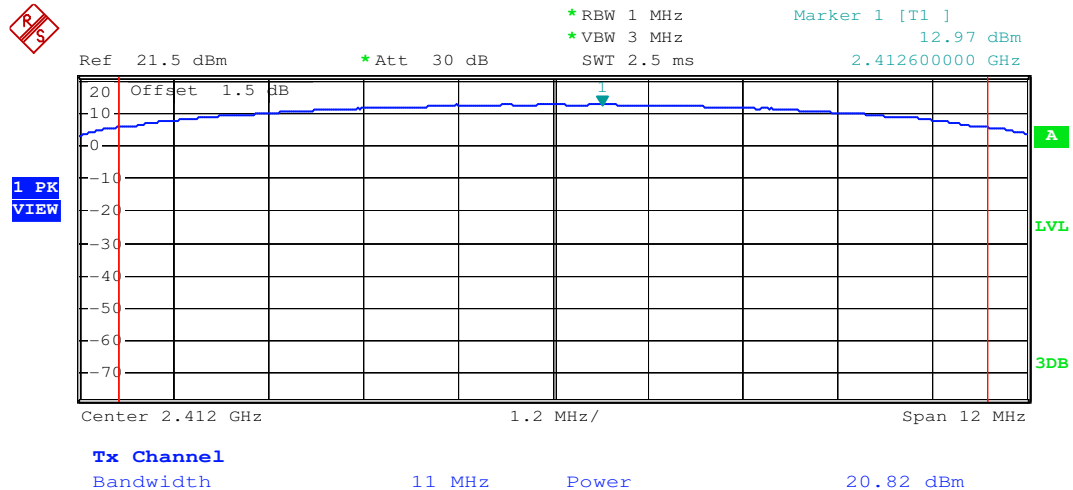
Measurement Data

802.11b mode			
Test channel	Peak Output Power (dBm)	Limit (dBm)	Result
Lowest	20.82	30.00	Pass
Middle	21.02	30.00	Pass
Highest	21.39	30.00	Pass
802.11g mode			
Test channel	Peak Output Power (dBm)	Limit (dBm)	Result
Lowest	22.77	30.00	Pass
Middle	21.84	30.00	Pass
Highest	22.60	30.00	Pass
802.11n(HT20)mode			
Test channel	Peak Output Power (dBm)	Limit (dBm)	Result
Lowest	21.97	30.00	Pass
Middle	22.44	30.00	Pass
Highest	22.82	30.00	Pass
802.11n(HT40)mode			
Test channel	Peak Output Power (dBm)	Limit (dBm)	Result
Lowest	22.75	30.00	Pass
Middle	22.74	30.00	Pass
Highest	23.10	30.00	Pass

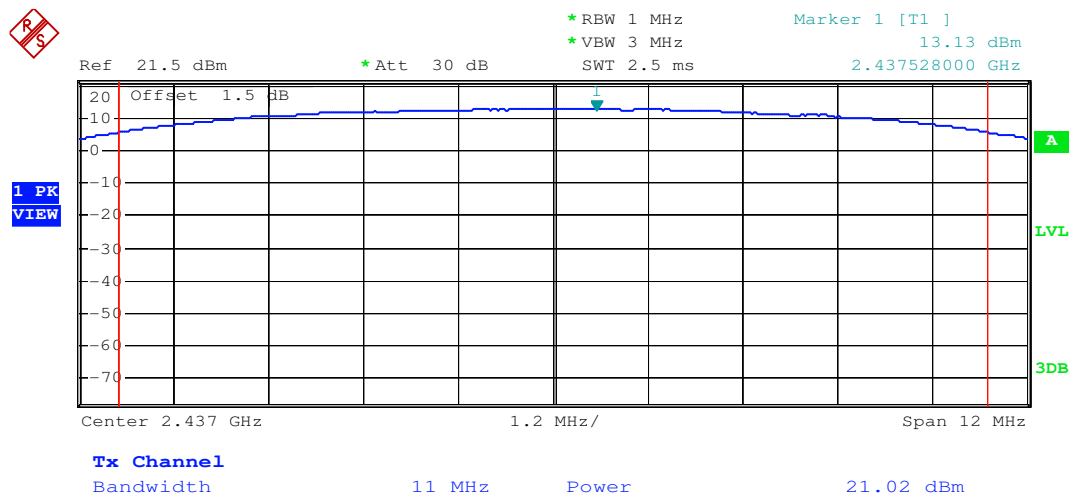


Test plot as follows:

Test mode:	802.11b	Test channel:	Lowest
------------	---------	---------------	--------

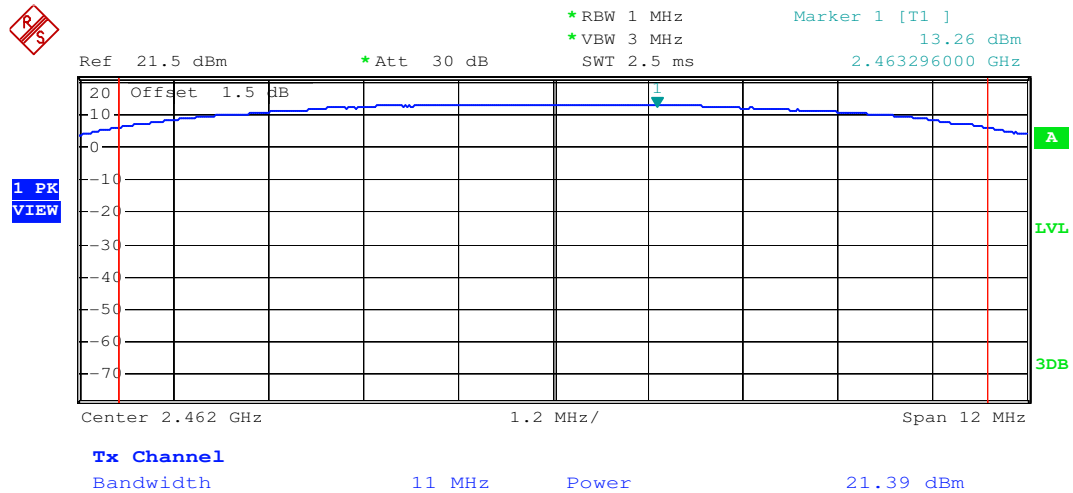


Test mode:	802.11b	Test channel:	Middle
------------	---------	---------------	--------

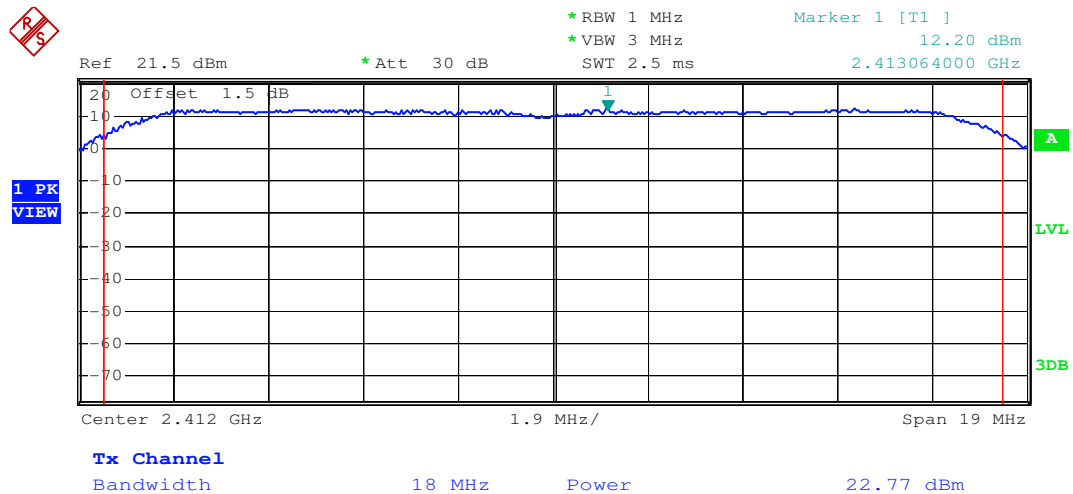




Test mode:	802.11b	Test channel:	Highest
------------	---------	---------------	---------

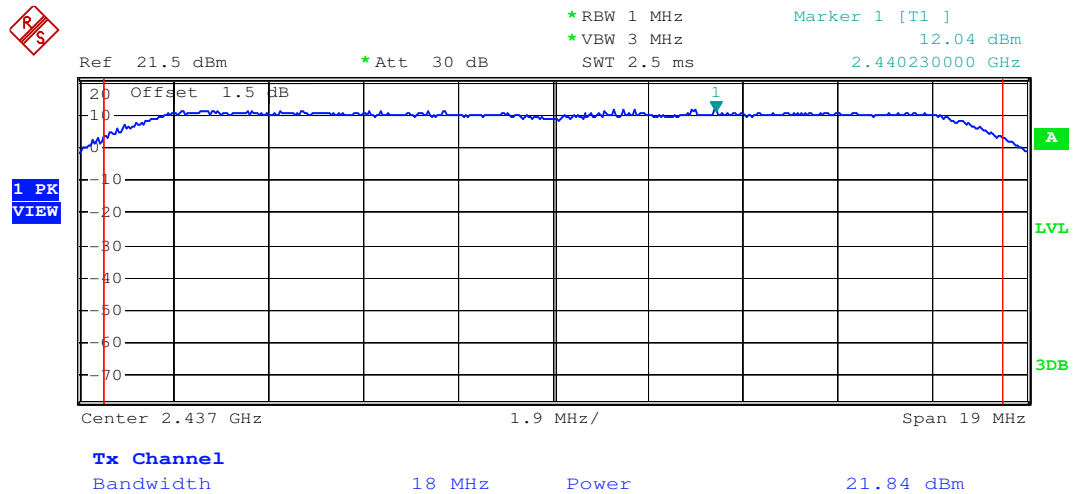


Test mode:	802.11g	Test channel:	Lowest
------------	---------	---------------	--------

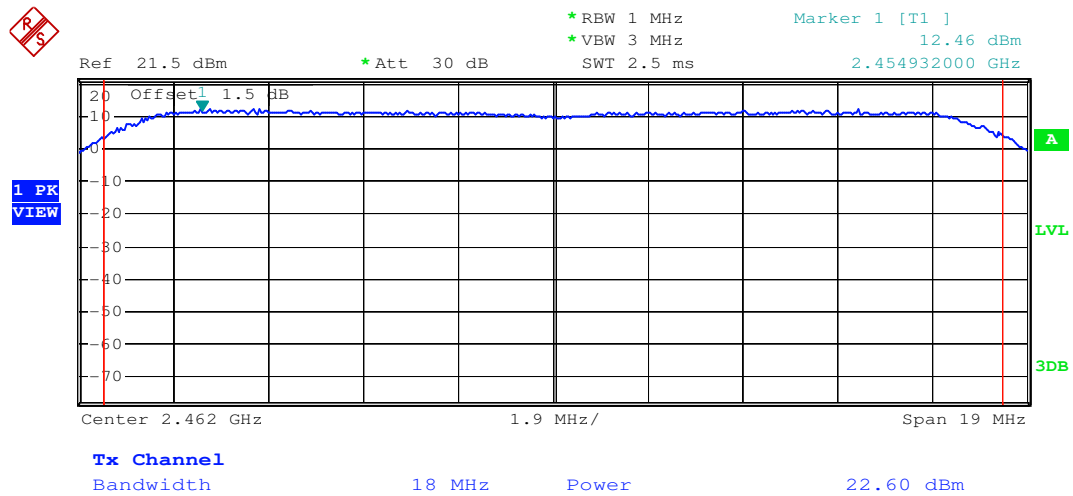




Test mode:	802.11g	Test channel:	Middle
------------	---------	---------------	--------

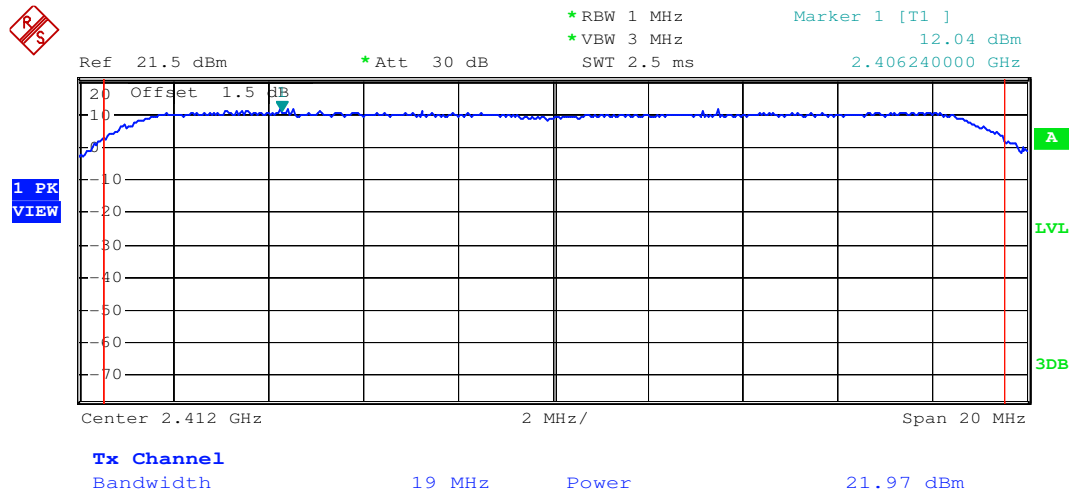


Test mode:	802.11g	Test channel:	Highest
------------	---------	---------------	---------

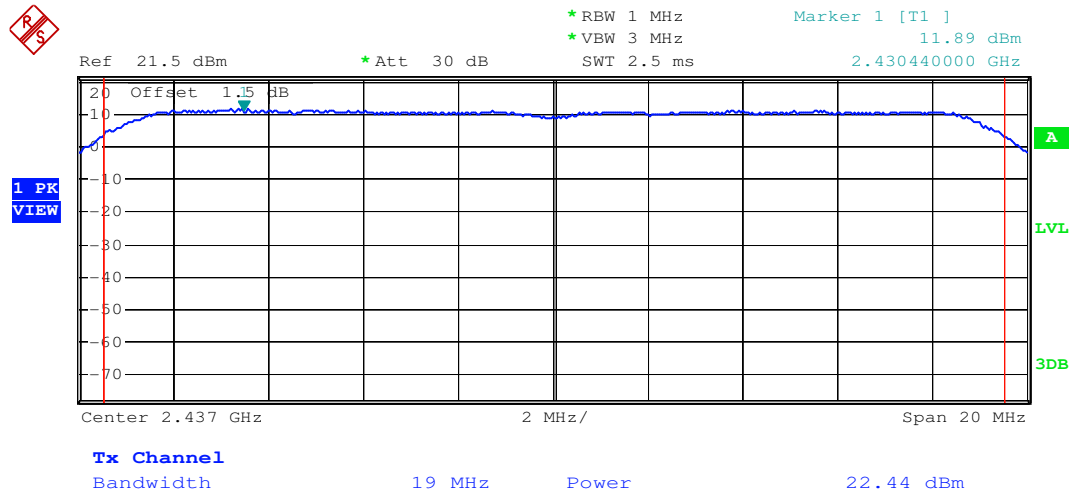




Test mode:	802.11n(HT20)	Test channel:	Lowest
------------	---------------	---------------	--------

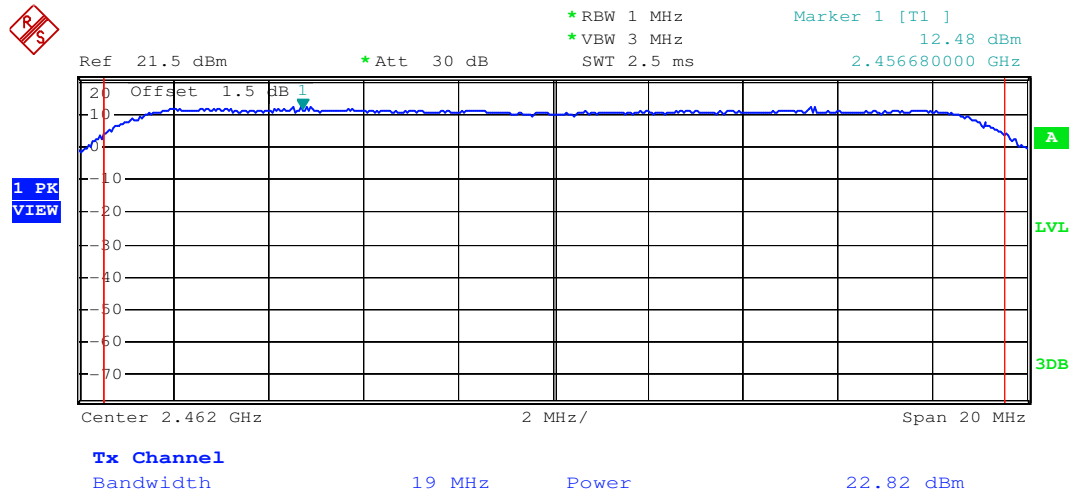


Test mode:	802.11n(HT20)	Test channel:	Middle
------------	---------------	---------------	--------

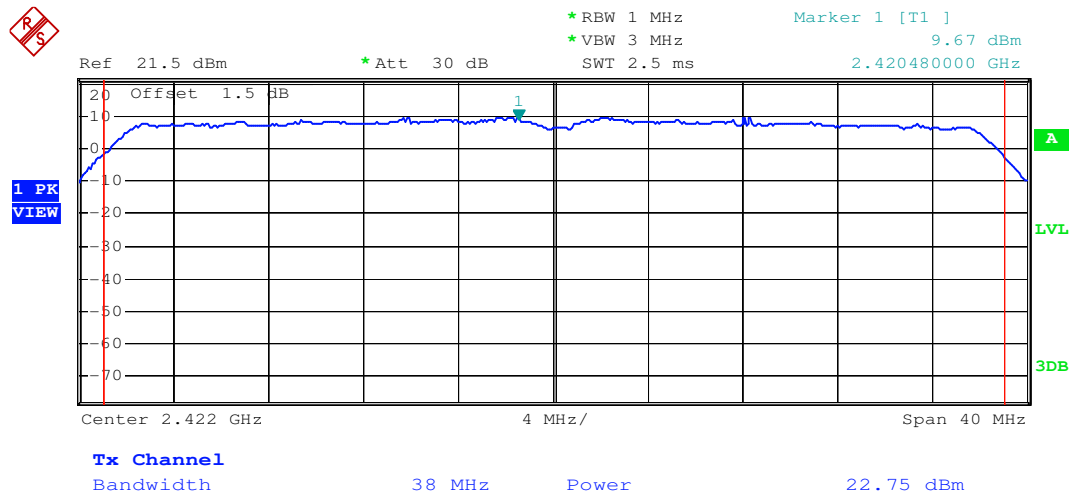




Test mode:	802.11n(HT20)	Test channel:	Highest
------------	---------------	---------------	---------

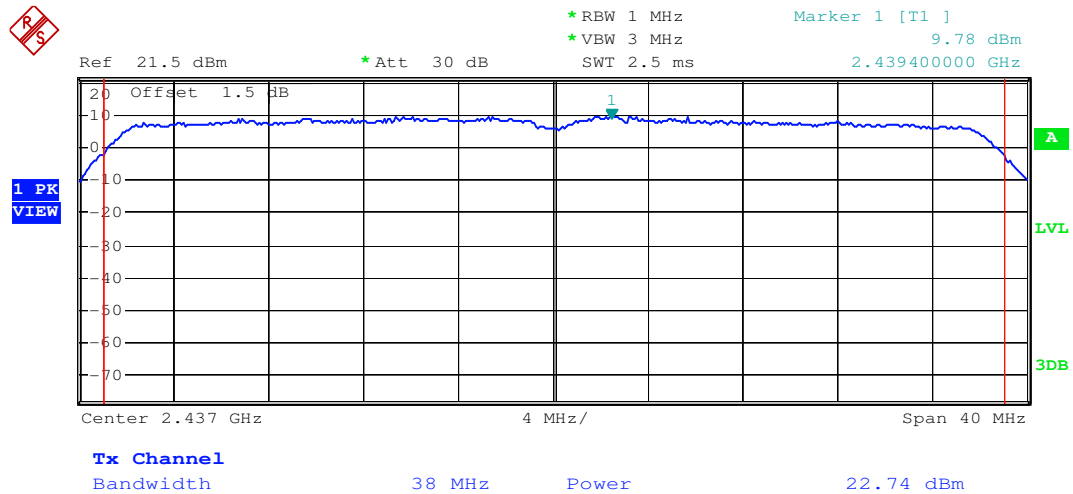


Test mode:	802.11n(HT40)	Test channel:	Lowest
------------	---------------	---------------	--------

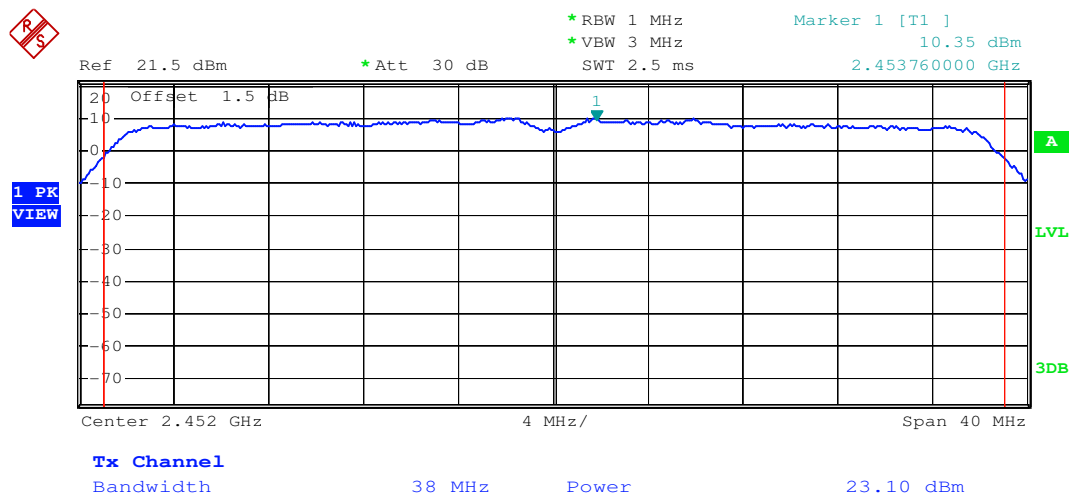




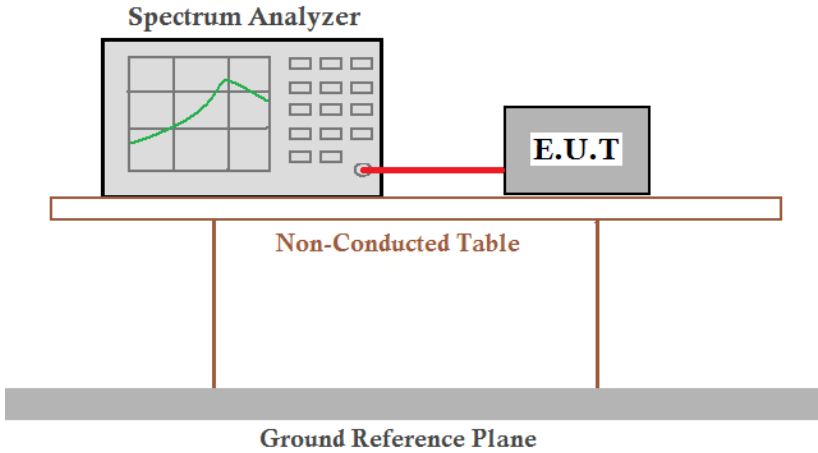
Test mode:	802.11n(HT40)	Test channel:	Middle
------------	---------------	---------------	--------



Test mode:	802.11n(HT40)	Test channel:	Highest
------------	---------------	---------------	---------



5.4 6dB Occupy Bandwidth

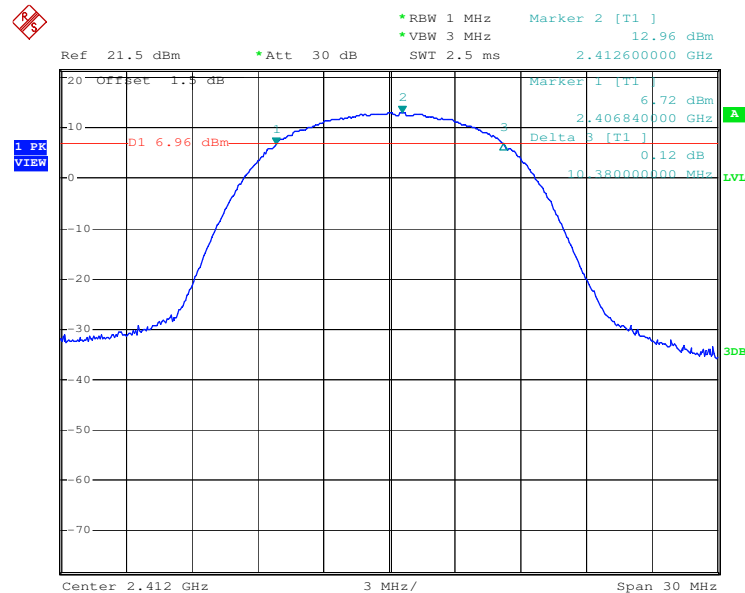
Test Requirement:	47 CFR Part 15C Section 15.247 (a)(2)
Test Method:	KDB558074 D01
Test Setup:	 <p>The diagram illustrates the test setup. A Spectrum Analyzer is connected to an E.U.T. (Equipment Under Test) via a red cable. Both the Spectrum Analyzer and the E.U.T. are placed on a Non-Conducted Table. The table is supported by a Ground Reference Plane.</p>
Instruments Used:	Refer to section 4.10 for details
Exploratory Test Mode:	Transmitting mode
Final Test Mode:	Through Pre-scan, find 11Mbps of rate is the worst case of 802.11b; 54Mbps of rate is the worst case of 802.11g; 65Mbps of rate is the worst case of 802.11n(HT20); 135Mbps of rate is the worst case of 802.11n(HT40).
Limit:	≥ 500 kHz
Test Results:	Pass

**Measurement Data**

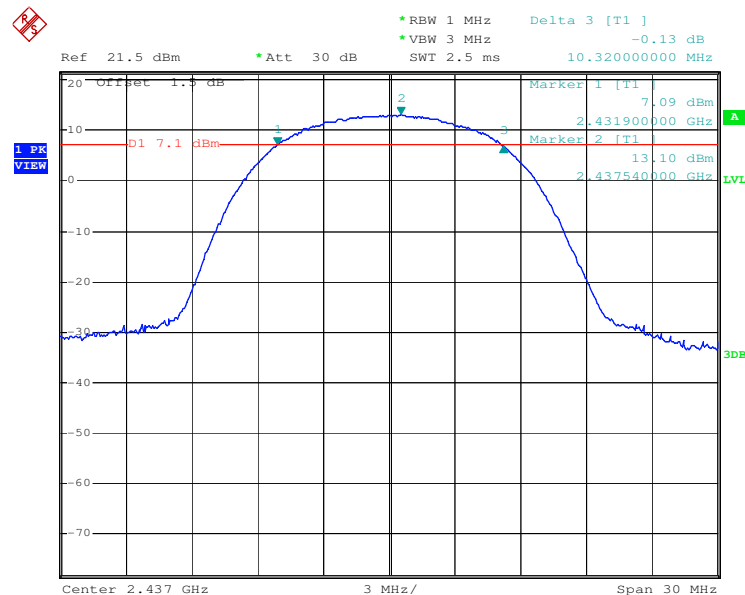
802.11b mode			
Test channel	6dB Occupy Bandwidth (MHz)	Limit (kHz)	Result
Lowest	10.38	≥500	Pass
Middle	10.32	≥500	Pass
Highest	10.44	≥500	Pass
802.11g mode			
Test channel	6dB Occupy Bandwidth (MHz)	Limit (kHz)	Result
Lowest	16.80	≥500	Pass
Middle	16.80	≥500	Pass
Highest	16.80	≥500	Pass
802.11n(HT20) mode			
Test channel	6dB Occupy Bandwidth (MHz)	Limit (kHz)	Result
Lowest	18.12	≥500	Pass
Middle	18.12	≥500	Pass
Highest	18.12	≥500	Pass
802.11n(HT40)mode			
Test channel	6dB Occupy Bandwidth (MHz)	Limit (kHz)	Result
Lowest	36.50	≥500	Pass
Middle	36.50	≥500	Pass
Highest	36.50	≥500	Pass

Test plot as follows:

Test mode:	802.11b	Test channel:	Lowest
------------	---------	---------------	--------

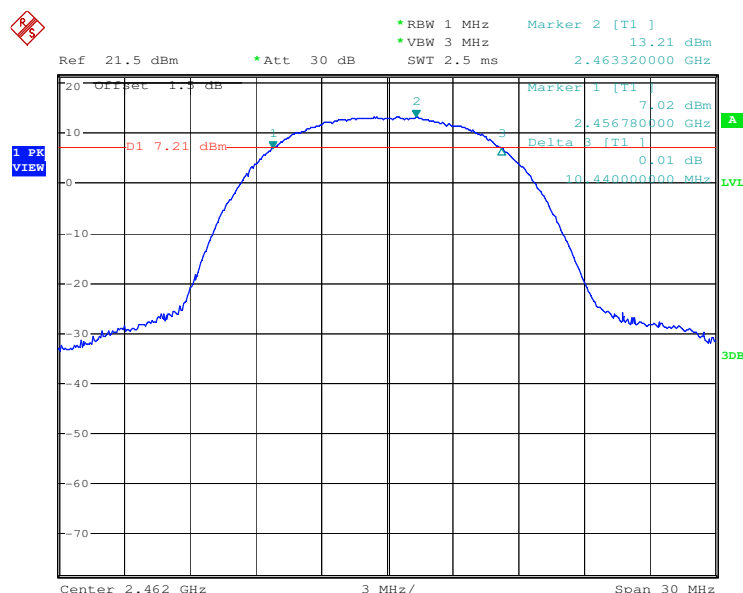


Test mode:	802.11b	Test channel:	Middle
------------	---------	---------------	--------

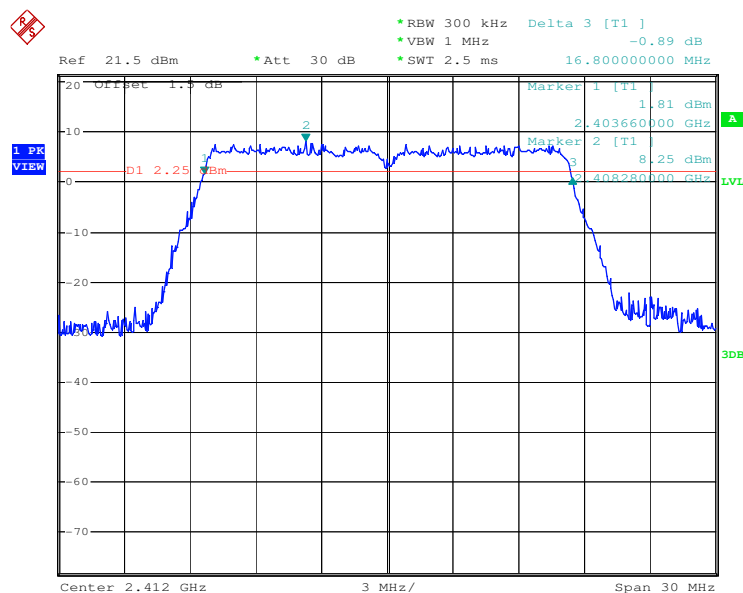


"This document is issued by the Company subject to its General Conditions of Service printed overleaf, available on request or accessible at www.sgs.com/terms_and_conditions.htm and, for electronic format documents, subject to Terms and Conditions for Electronic Documents at www.sgs.com/terms_e-document.htm. Attention is drawn to the limitation of liability, indemnification and jurisdiction issues defined therein. Any holder of this document is advised that information contained hereon reflects the Company's findings at the time of its intervention only and within the limits of Client's instructions, if any. The Company's sole responsibility is to its Client and this document does not exonerate parties to a transaction from exercising all their rights and obligations under the transaction documents. This document cannot be reproduced except in full, without prior written approval of the Company. Any unauthorized alteration, forgery or falsification of the content or appearance of this document is unlawful and offenders may be prosecuted to the fullest extent of the law. Unless otherwise stated the results shown in this test report refer only to the sample(s) tested and such sample(s) are retained for 90 days only."

Test mode:	802.11b	Test channel:	Highest
------------	---------	---------------	---------

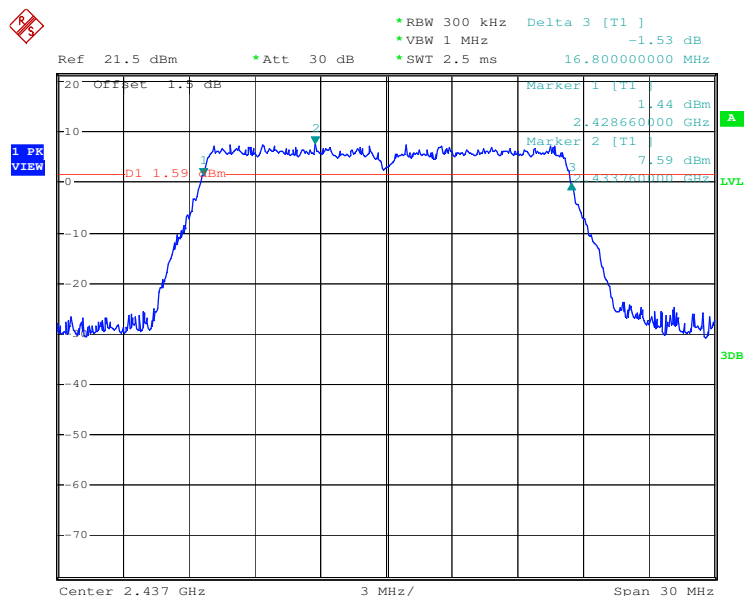


Test mode:	802.11g	Test channel:	Lowest
------------	---------	---------------	--------

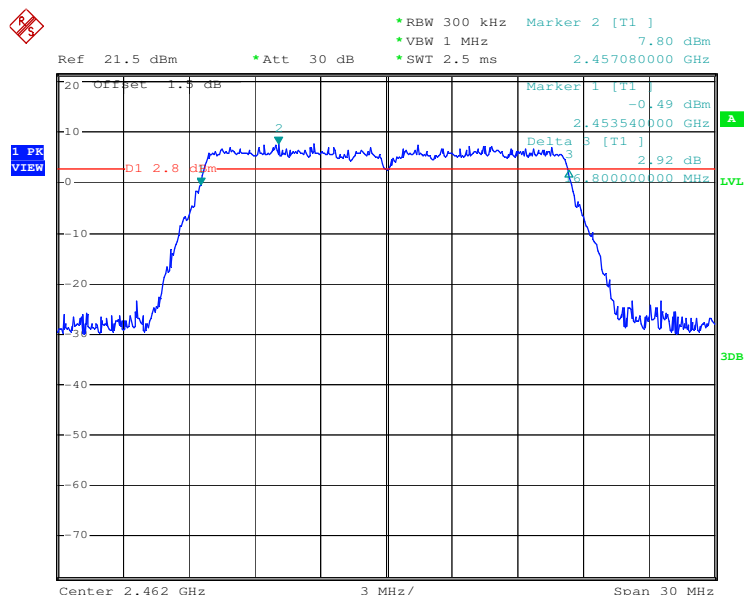




Test mode:	802.11g	Test channel:	Middle
------------	---------	---------------	--------



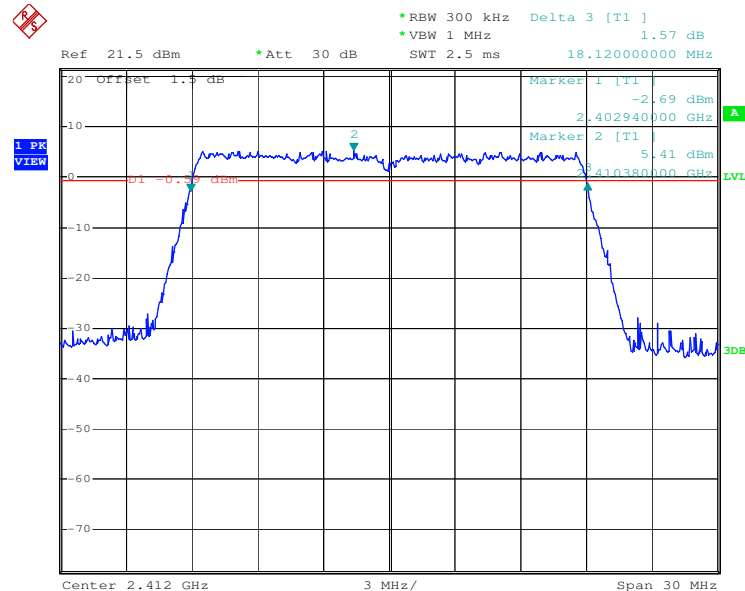
Test mode:	802.11g	Test channel:	Highest
------------	---------	---------------	---------



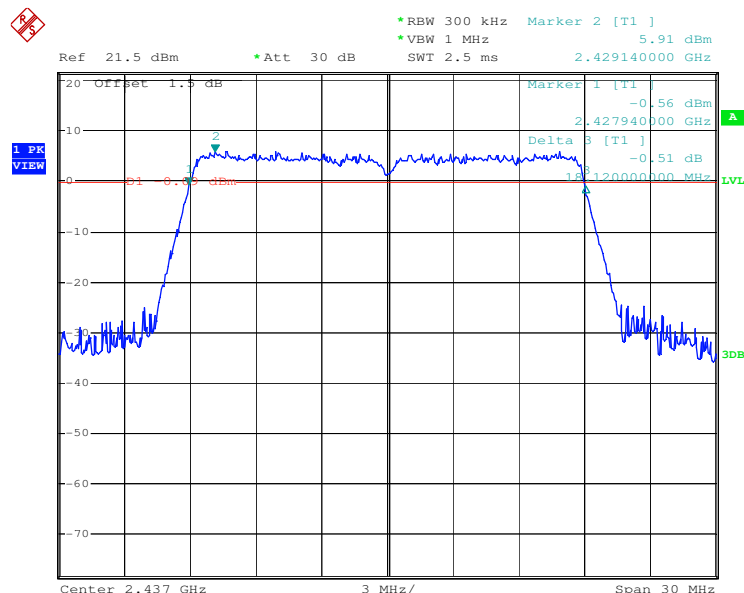
"This document is issued by the Company subject to its General Conditions of Service printed overleaf, available on request or accessible at www.sgs.com/terms_and_conditions.htm and, for electronic format documents, subject to Terms and Conditions for Electronic Documents at www.sgs.com/terms_e-document.htm. Attention is drawn to the limitation of liability, indemnification and jurisdiction issues defined therein. Any holder of this document is advised that information contained hereon reflects the Company's findings at the time of its intervention only and within the limits of Client's instructions, if any. The Company's sole responsibility is to its Client and this document does not exonerate parties to a transaction from exercising all their rights and obligations under the transaction documents. This document cannot be reproduced except in full, without prior written approval of the Company. Any unauthorized alteration, forgery or falsification of the content or appearance of this document is unlawful and offenders may be prosecuted to the fullest extent of the law. Unless otherwise stated the results shown in this test report refer only to the sample(s) tested and such sample(s) are retained for 90 days only."



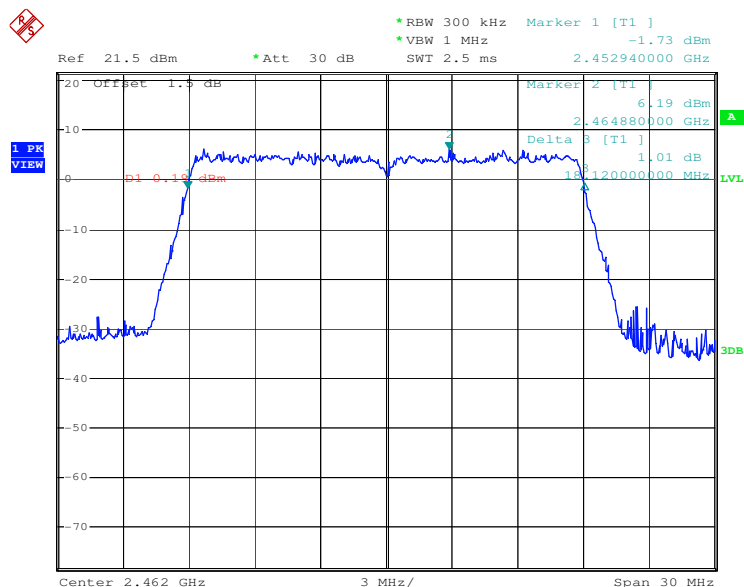
Test mode:	802.11n(HT20)	Test channel:	Lowest
------------	---------------	---------------	--------



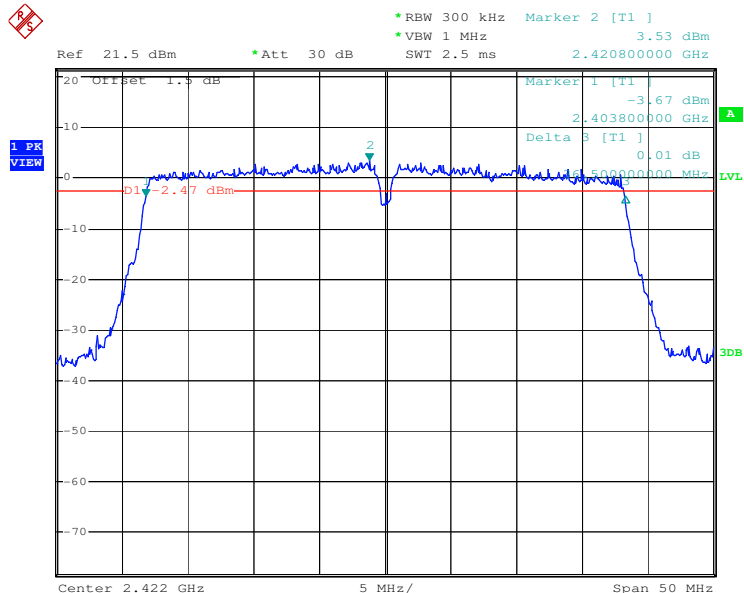
Test mode:	802.11n(HT20)	Test channel:	Middle
------------	---------------	---------------	--------



Test mode:	802.11n(HT20)	Test channel:	Highest
------------	---------------	---------------	---------



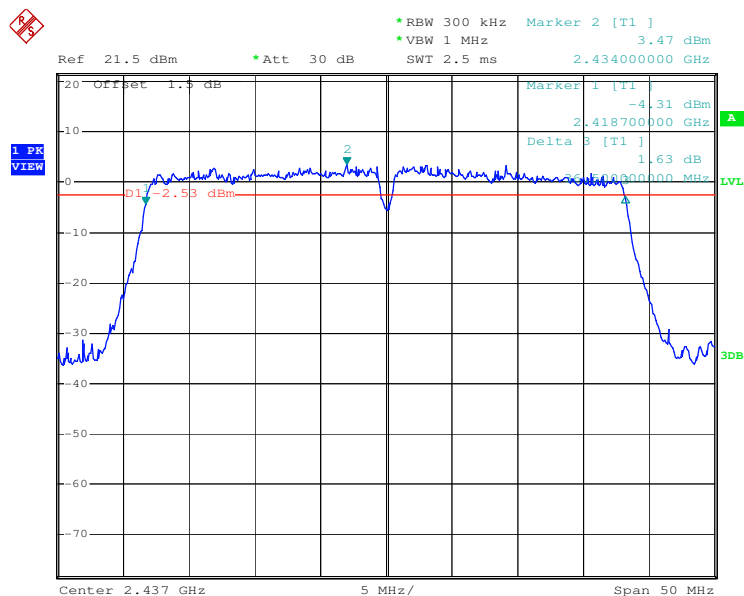
Test mode:	802.11n(HT40)	Test channel:	Lowest
------------	---------------	---------------	--------



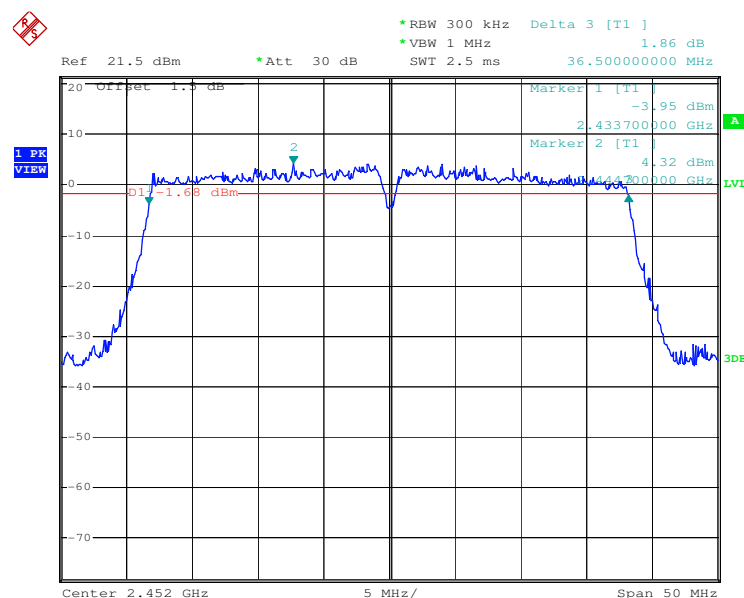
"This document is issued by the Company subject to its General Conditions of Service printed overleaf, available on request or accessible at www.sgs.com/terms_and_conditions.htm and, for electronic format documents, subject to Terms and Conditions for Electronic Documents at www.sgs.com/terms_e-document.htm. Attention is drawn to the limitation of liability, indemnification and jurisdiction issues defined therein. Any holder of this document is advised that information contained hereon reflects the Company's findings at the time of its intervention only and within the limits of Client's instructions, if any. The Company's sole responsibility is to its Client and this document does not exonerate parties to a transaction from exercising all their rights and obligations under the transaction documents. This document cannot be reproduced except in full, without prior written approval of the Company. Any unauthorized alteration, forgery or falsification of the content or appearance of this document is unlawful and offenders may be prosecuted to the fullest extent of the law. Unless otherwise stated the results shown in this test report refer only to the sample(s) tested and such sample(s) are retained for 90 days only."



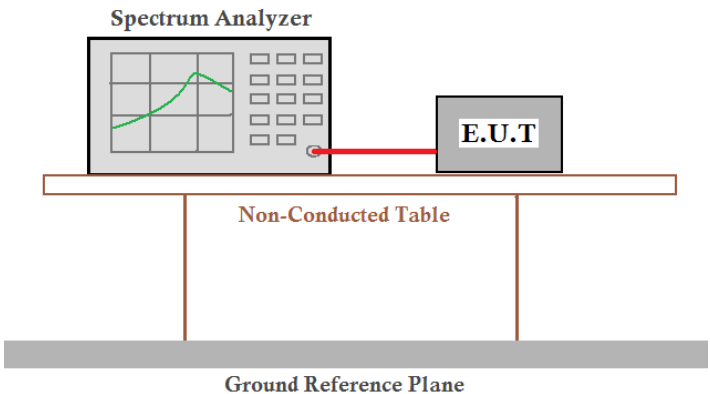
Test mode:	802.11n(HT40)	Test channel:	Middle
------------	---------------	---------------	--------



Test mode:	802.11n(HT40)	Test channel:	Highest
------------	---------------	---------------	---------



5.5 Power Spectral Density

Test Requirement:	47 CFR Part 15C Section 15.247 (e)
Test Method:	KDB558074 D01
Test Setup:	 <p><i>Remark:</i> Offset the High-Frequency cable loss 1.5dB in the spectrum analyzer.</p>
Test Instruments:	Refer to section 4.10 for details
Exploratory Test Mode:	Transmitting mode
Final Test Mode:	Through Pre-scan, find 11Mbps of rate is the worst case of 802.11b; 54Mbps of rate is the worst case of 802.11g; 65Mbps of rate is the worst case of 802.11n(HT20); 135Mbps of rate is the worst case of 802.11n(HT40).
Limit:	≤8.00dBm
Test Results:	Pass
Remark:	Scale the observed power level to an equivalent level in 3 kHz by adjusting (reducing) the measured power by a bandwidth correction factor (BWCF) where: $BWCF = 10\log(3\text{kHz}/100\text{ kHz} = -15.2\text{ dB})$.

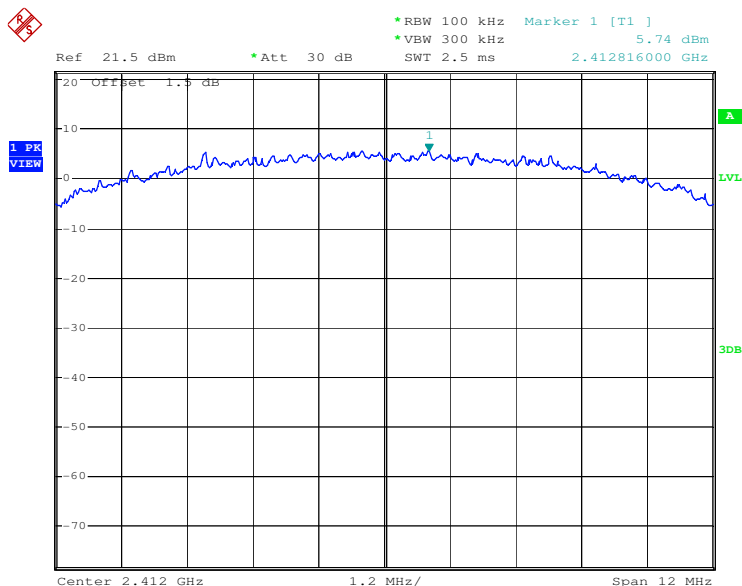
**Measurement Data**

802.11b mode			
Test channel	Power Spectral Density (dBm)	Limit (dBm)	Result
Lowest	-9.46	≤8.00	Pass
Middle	-9.00	≤8.00	Pass
Highest	-8.35	≤8.00	Pass
802.11g mode			
Test channel	Power Spectral Density (dBm)	Limit (dBm)	Result
Lowest	-12.84	≤8.00	Pass
Middle	-14.93	≤8.00	Pass
Highest	-12.94	≤8.00	Pass
802.11n(HT20) mode			
Test channel	Power Spectral Density (dBm)	Limit (dBm)	Result
Lowest	-13.68	≤8.00	Pass
Middle	-13.25	≤8.00	Pass
Highest	-13.09	≤8.00	Pass
802.11n(HT40) mode			
Test channel	Power Spectral Density (dBm)	Limit (dBm)	Result
Lowest	-15.35	≤8.00	Pass
Middle	-15.05	≤8.00	Pass
Highest	-14.79	≤8.00	Pass

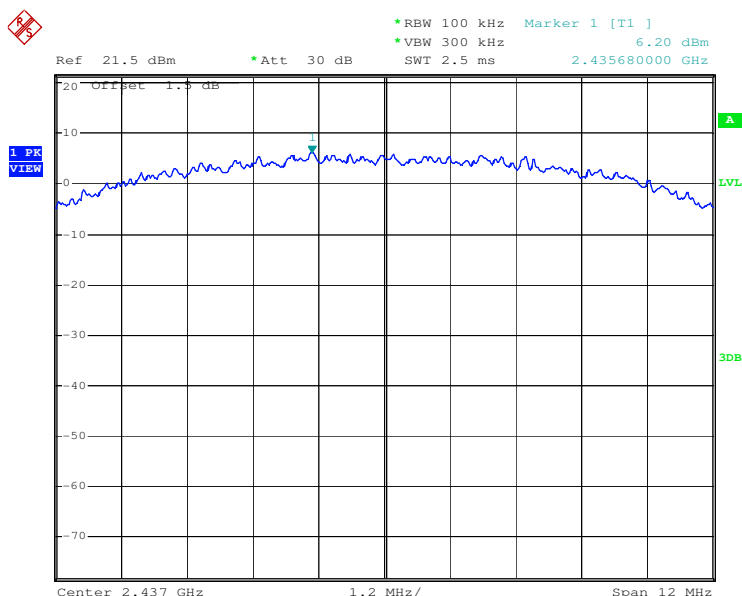


Test plot as follows:

Test mode:	802.11b	Test channel:	Lowest
------------	---------	---------------	--------



Test mode:	802.11b	Test channel:	Middle
------------	---------	---------------	--------



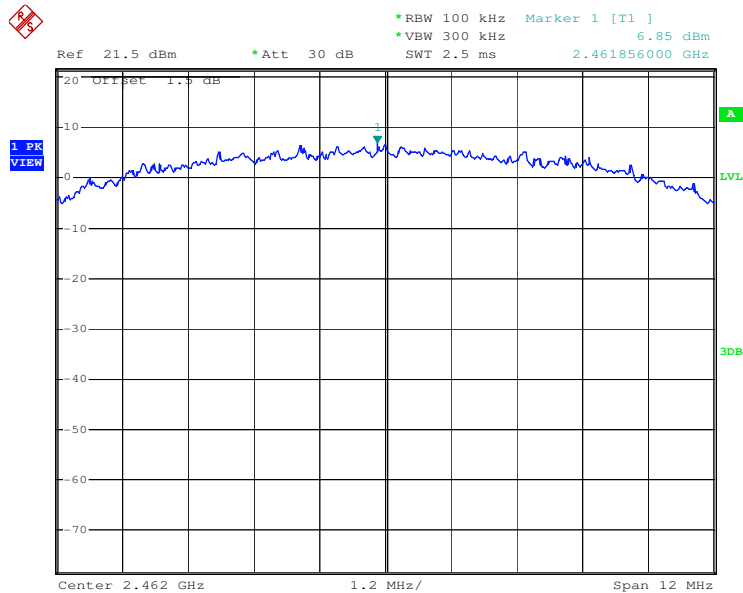


SGS-CSTC Standards Technical Services Co., Ltd.

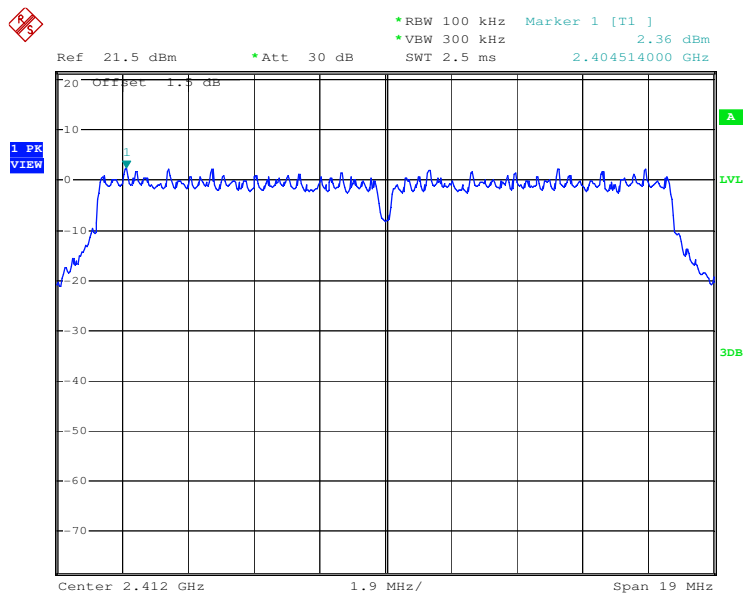
Report No.: SZEM121100643601

Page: 35 of 96

Test mode:	802.11b	Test channel:	Highest
------------	---------	---------------	---------



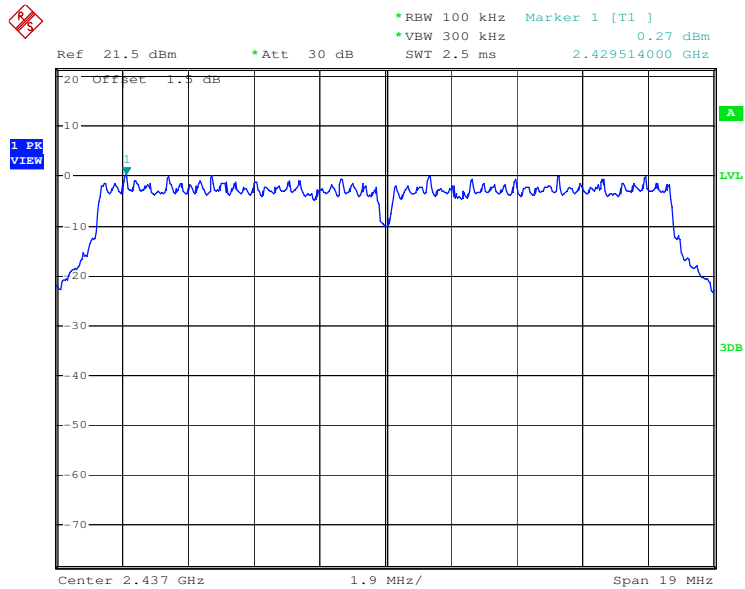
Test mode:	802.11g	Test channel:	Lowest
------------	---------	---------------	--------



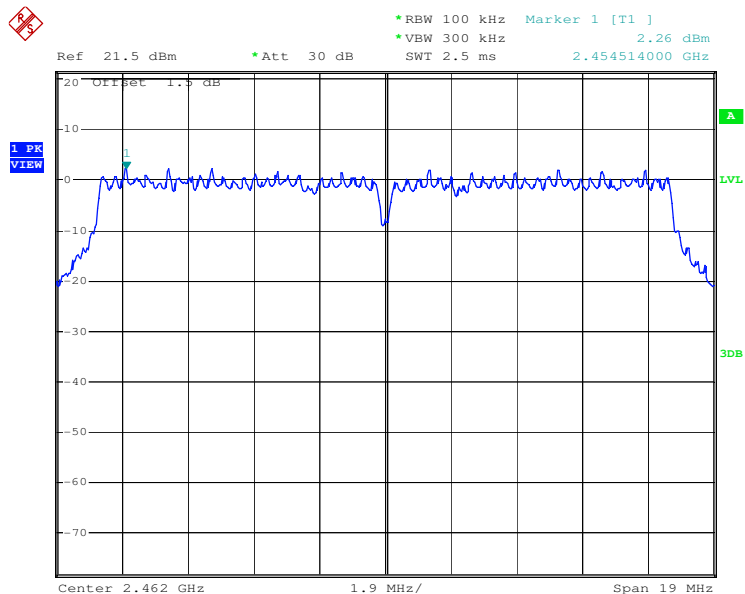
"This document is issued by the Company subject to its General Conditions of Service printed overleaf, available on request or accessible at www.sgs.com/terms_and_conditions.htm and, for electronic format documents, subject to Terms and Conditions for Electronic Documents at www.sgs.com/terms_e-document.htm. Attention is drawn to the limitation of liability, indemnification and jurisdiction issues defined therein. Any holder of this document is advised that information contained hereon reflects the Company's findings at the time of its intervention only and within the limits of Client's instructions, if any. The Company's sole responsibility is to its Client and this document does not exonerate parties to a transaction from exercising all their rights and obligations under the transaction documents. This document cannot be reproduced except in full, without prior written approval of the Company. Any unauthorized alteration, forgery or falsification of the content or appearance of this document is unlawful and offenders may be prosecuted to the fullest extent of the law. Unless otherwise stated the results shown in this test report refer only to the sample(s) tested and such sample(s) are retained for 90 days only."



Test mode:	802.11g	Test channel:	Middle
------------	---------	---------------	--------

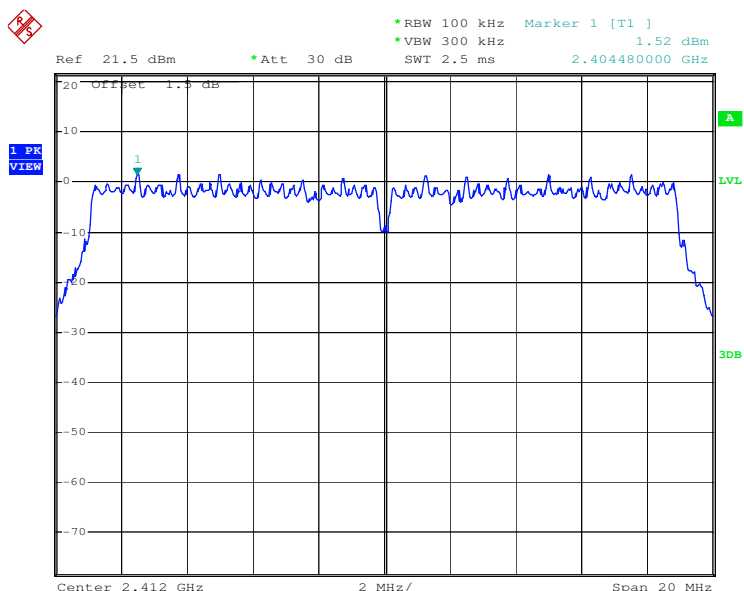


Test mode:	802.11g	Test channel:	Highest
------------	---------	---------------	---------

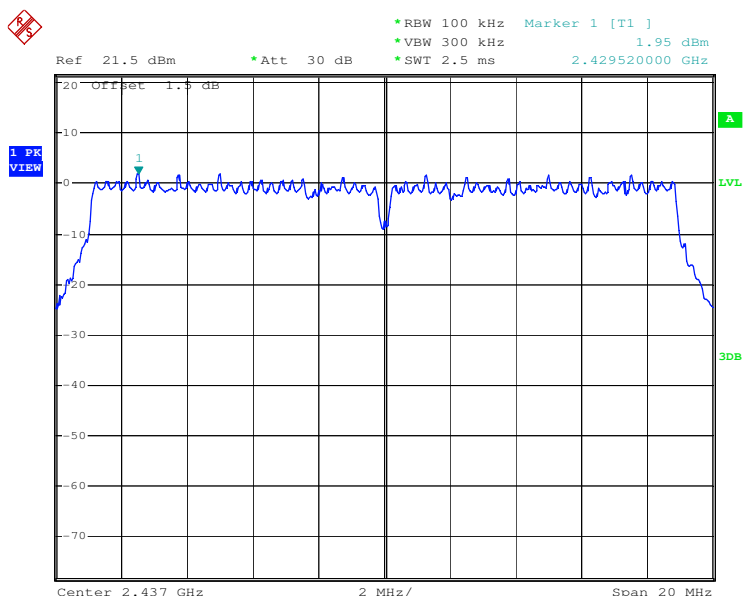




Test mode:	802.11n(HT20)	Test channel:	Lowest
------------	---------------	---------------	--------

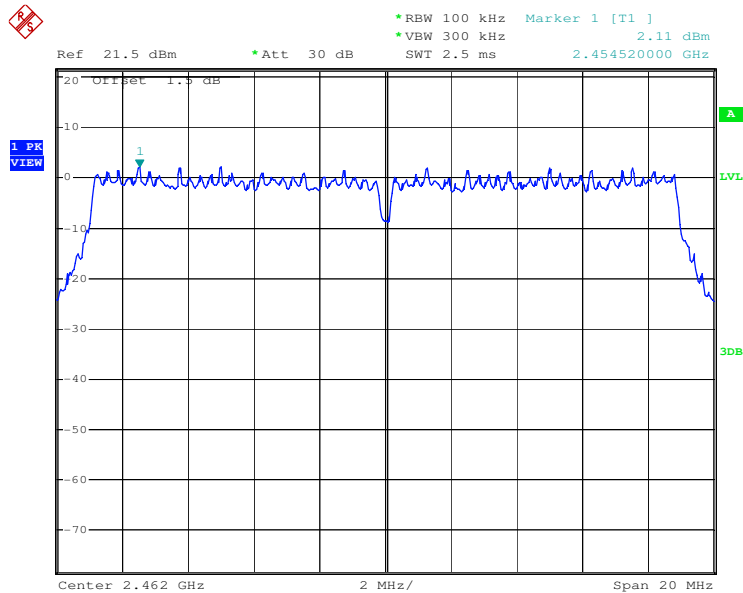


Test mode:	802.11n(HT20)	Test channel:	Middle
------------	---------------	---------------	--------

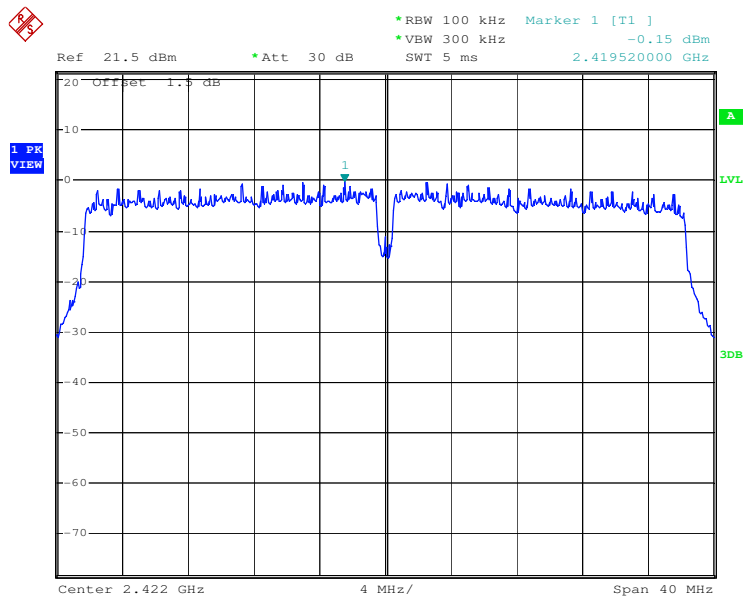




Test mode:	802.11n(HT20)	Test channel:	Highest
------------	---------------	---------------	---------



Test mode:	802.11n(HT40)	Test channel:	Lowest
------------	---------------	---------------	--------



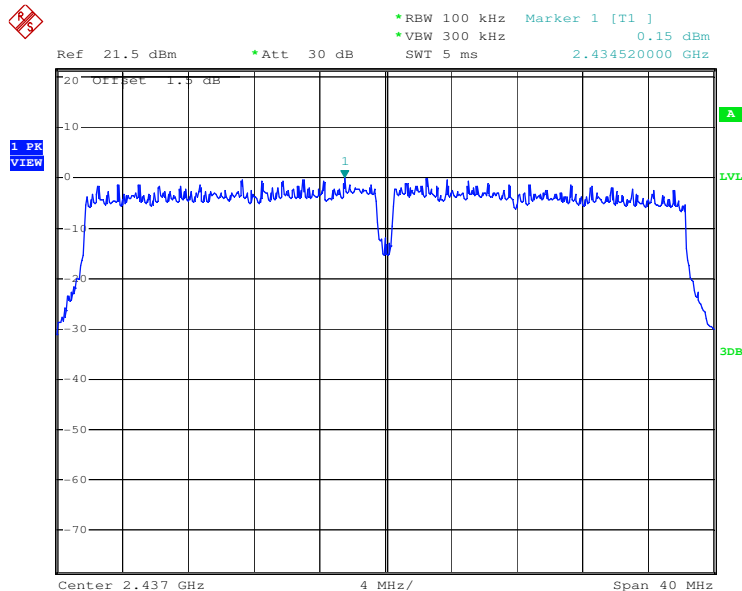


SGS-CSTC Standards Technical Services Co., Ltd.

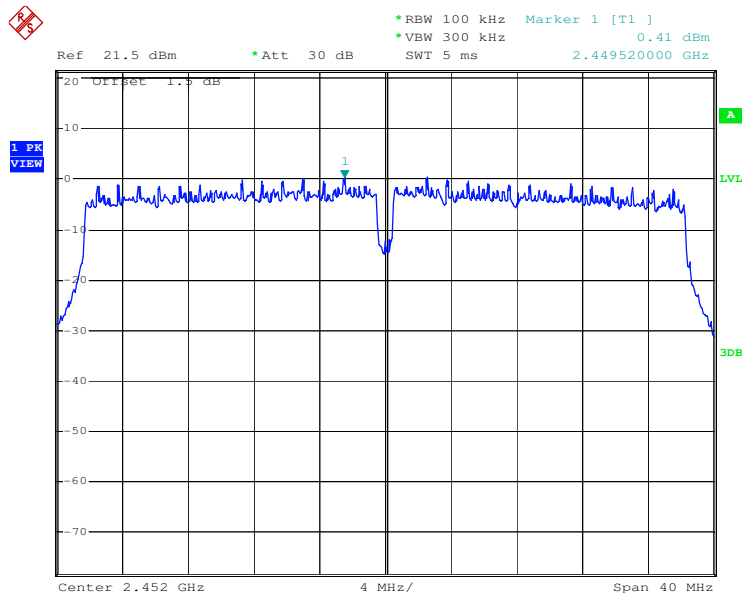
Report No.: SZEM121100643601

Page: 39 of 96

Test mode:	802.11n(HT40)	Test channel:	Middle
------------	---------------	---------------	--------

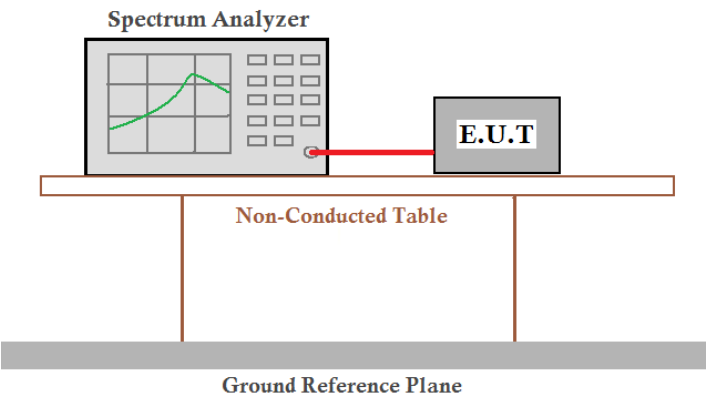


Test mode:	802.11n(HT40)	Test channel:	Highest
------------	---------------	---------------	---------



"This document is issued by the Company subject to its General Conditions of Service printed overleaf, available on request or accessible at www.sgs.com/terms_and_conditions.htm and, for electronic format documents, subject to Terms and Conditions for Electronic Documents at www.sgs.com/terms_e-document.htm. Attention is drawn to the limitation of liability, indemnification and jurisdiction issues defined therein. Any holder of this document is advised that information contained hereon reflects the Company's findings at the time of its intervention only and within the limits of Client's instructions, if any. The Company's sole responsibility is to its Client and this document does not exonerate parties to a transaction from exercising all their rights and obligations under the transaction documents. This document cannot be reproduced except in full, without prior written approval of the Company. Any unauthorized alteration, forgery or falsification of the content or appearance of this document is unlawful and offenders may be prosecuted to the fullest extent of the law. Unless otherwise stated the results shown in this test report refer only to the sample(s) tested and such sample(s) are retained for 90 days only."

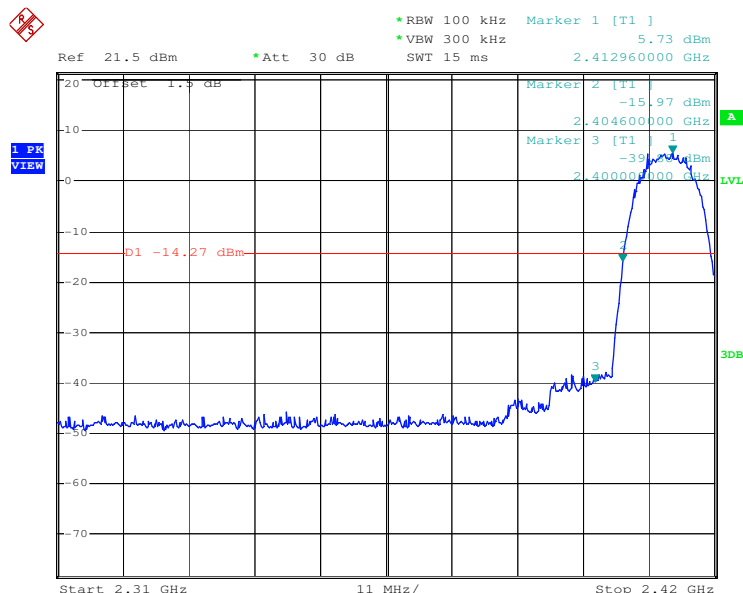
5.6 Band-edge for RF Conducted Emissions

Test Requirement:	47 CFR Part 15C Section 15.247 (d)
Test Method:	KDB558074 D01
Test Setup:	 <p><i>Remark:</i> Offset the High-Frequency cable loss 1.5dB in the spectrum analyzer.</p>
Exploratory Test Mode:	Transmitting mode
Final Test Mode:	Through Pre-scan, find 11Mbps of rate is the worst case of 802.11b; 54Mbps of rate is the worst case of 802.11g; 65Mbps of rate is the worst case of 802.11n(HT20); 135Mbps of rate is the worst case of 802.11n(HT40).
Limit:	In any 100 kHz bandwidth outside the frequency band in which the spread spectrum intentional radiator is operating, the radio frequency power that is produced by the intentional radiator shall be at least 20 dB below that in the 100 kHz bandwidth within the band that contains the highest level of the desired power, based on either an RF conducted or a radiated measurement.
Instruments Used:	Refer to section 4.10 for details
Test Results:	Pass

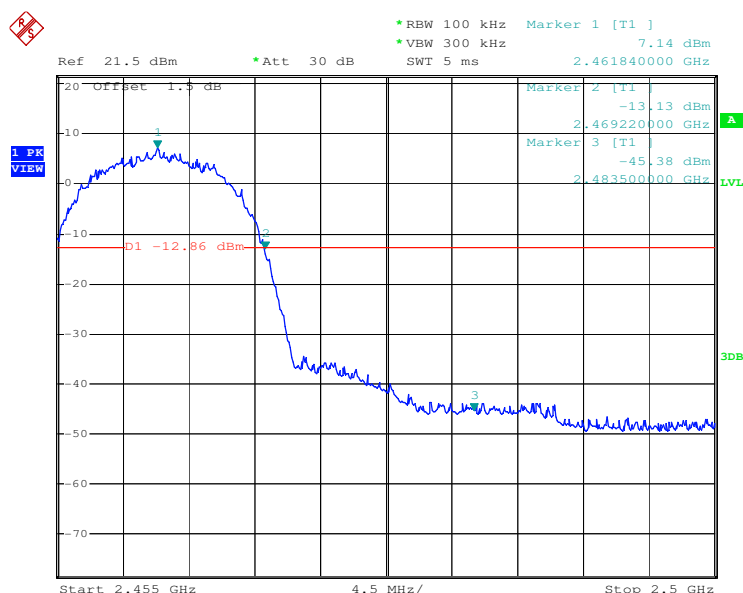


Test plot as follows:

Test mode:	802.11b	Test channel:	Lowest
------------	---------	---------------	--------



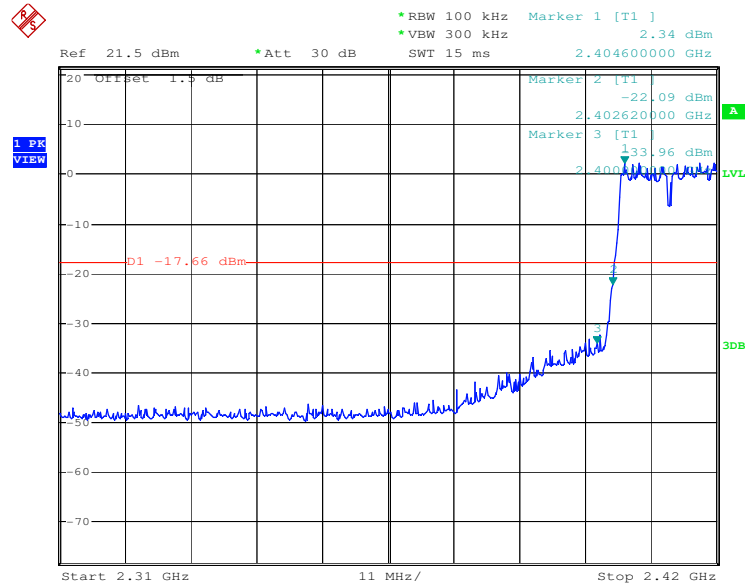
Test mode:	802.11b	Test channel:	Highest
------------	---------	---------------	---------



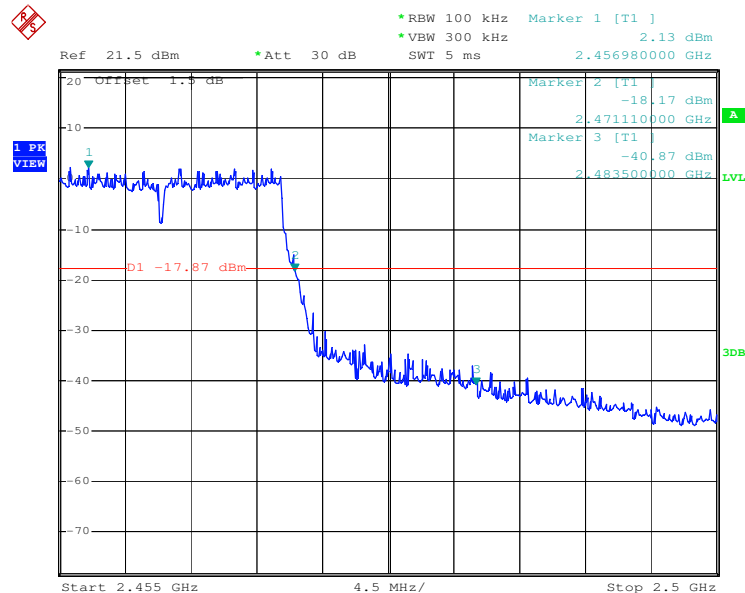
"This document is issued by the Company subject to its General Conditions of Service printed overleaf, available on request or accessible at www.sgs.com/terms_and_conditions.htm and, for electronic format documents, subject to Terms and Conditions for Electronic Documents at www.sgs.com/terms_e-document.htm. Attention is drawn to the limitation of liability, indemnification and jurisdiction issues defined therein. Any holder of this document is advised that information contained hereon reflects the Company's findings at the time of its intervention only and within the limits of Client's instructions, if any. The Company's sole responsibility is to its Client and this document does not exonerate parties to a transaction from exercising all their rights and obligations under the transaction documents. This document cannot be reproduced except in full, without prior written approval of the Company. Any unauthorized alteration, forgery or falsification of the content or appearance of this document is unlawful and offenders may be prosecuted to the fullest extent of the law. Unless otherwise stated the results shown in this test report refer only to the sample(s) tested and such sample(s) are retained for 90 days only."



Test mode:	802.11g	Test channel:	Lowest
------------	---------	---------------	--------

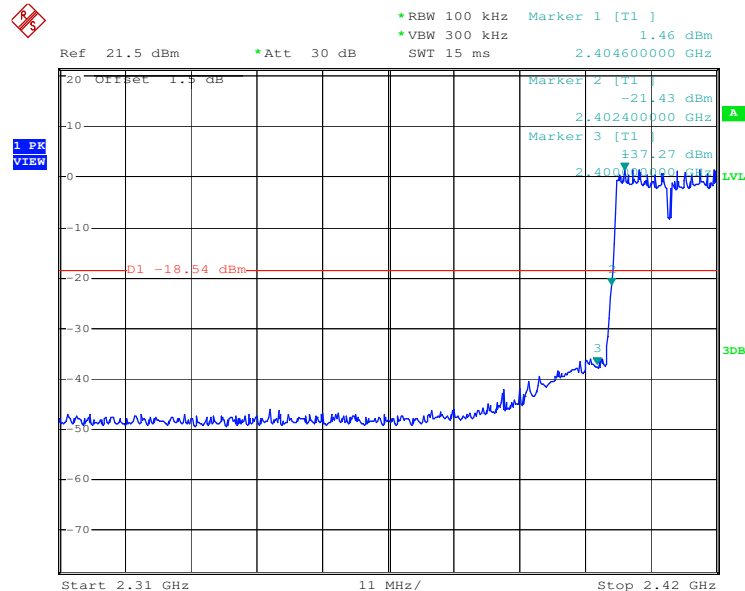


Test mode:	802.11g	Test channel:	Highest
------------	---------	---------------	---------

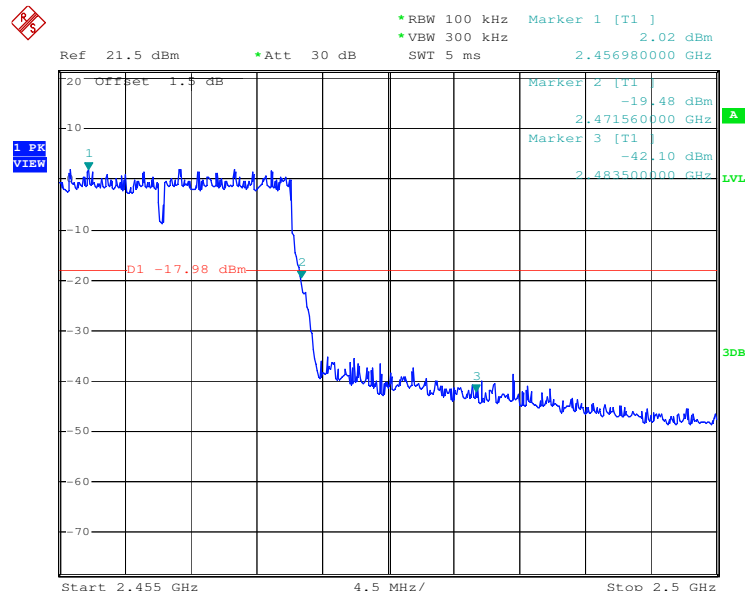




Test mode:	802.11n(HT20)	Test channel:	Lowest
------------	---------------	---------------	--------

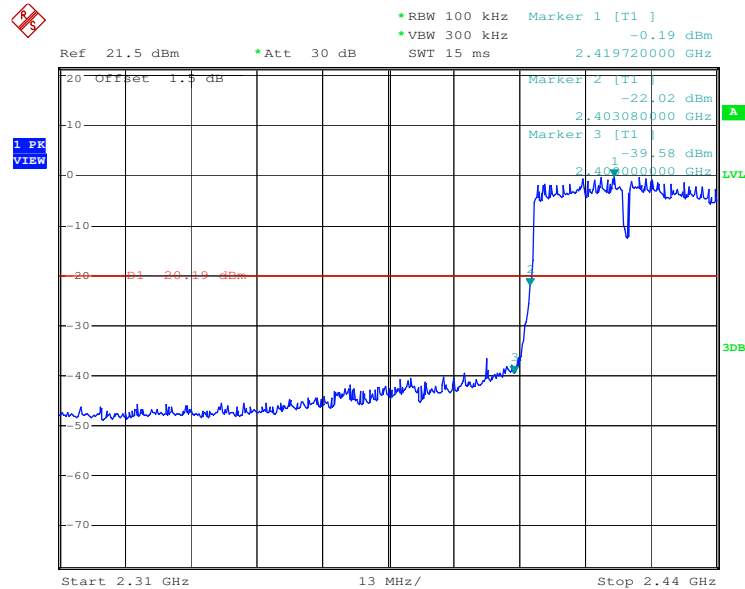


Test mode:	802.11n(HT20)	Test channel:	Highest
------------	---------------	---------------	---------

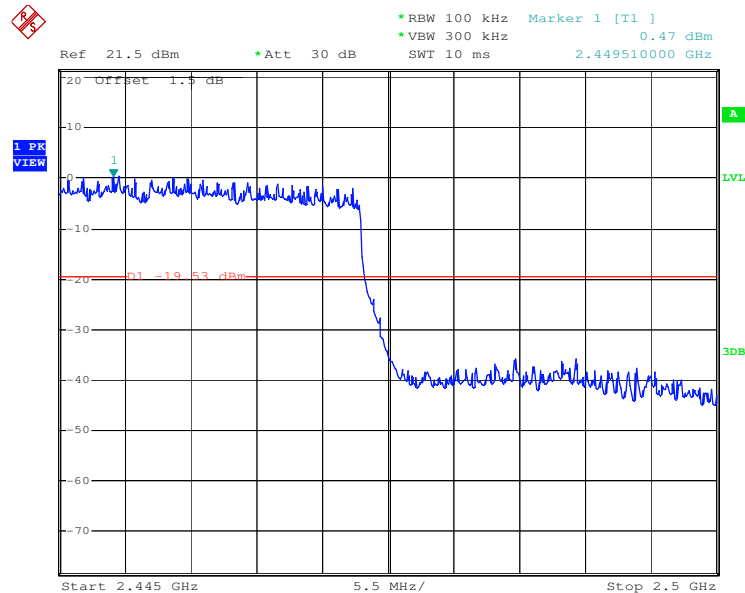




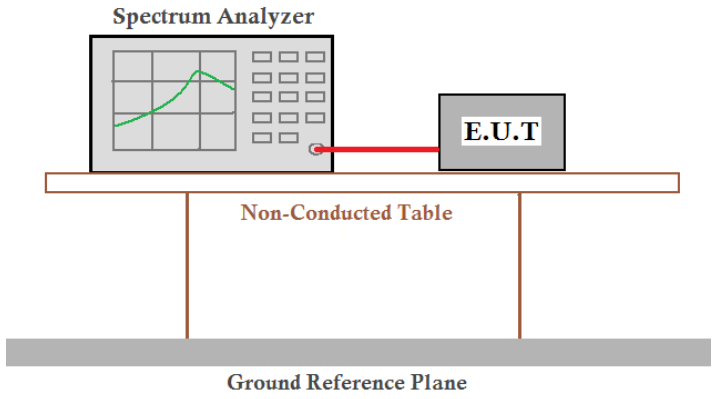
Test mode:	802.11n(HT40)	Test channel:	Lowest
------------	---------------	---------------	--------



Test mode:	802.11n(HT40)	Test channel:	Highest
------------	---------------	---------------	---------



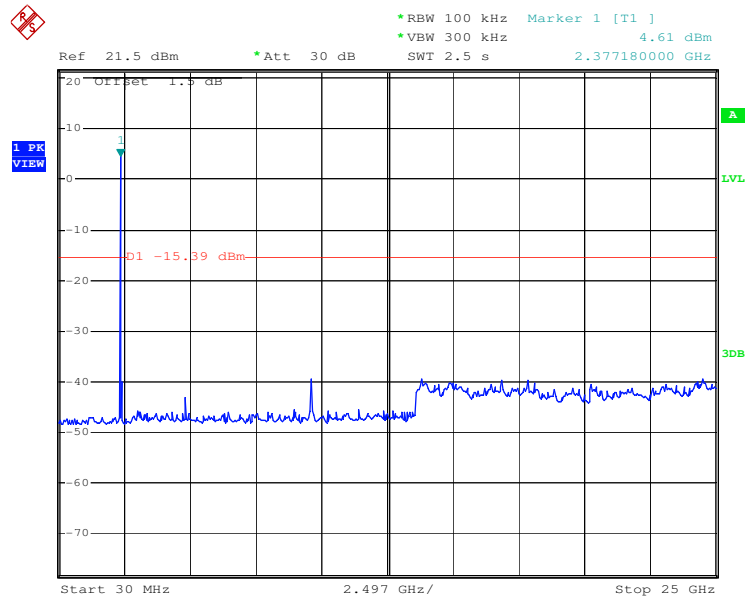
5.7 RF Conducted Spurious Emissions

Test Requirement:	47 CFR Part 15C Section 15.247 (d)
Test Method:	KDB558074 D01
Test Setup:	 <p><i>Remark:</i> Offset the High-Frequency cable loss 1.5dB in the spectrum analyzer.</p>
Exploratory Test Mode:	Transmitting mode
Final Test Mode:	Through Pre-scan, find 11Mbps of rate is the worst case of 802.11b; 54Mbps of rate is the worst case of 802.11g; 65Mbps of rate is the worst case of 802.11n(HT20); 135Mbps of rate is the worst case of 802.11n(HT40).
Limit:	In any 100 kHz bandwidth outside the frequency band in which the spread spectrum intentional radiator is operating, the radio frequency power that is produced by the intentional radiator shall be at least 20 dB below that in the 100 kHz bandwidth within the band that contains the highest level of the desired power, based on either an RF conducted or a radiated measurement.
Instruments Used:	Refer to section 4.10 for details
Test Results:	Pass

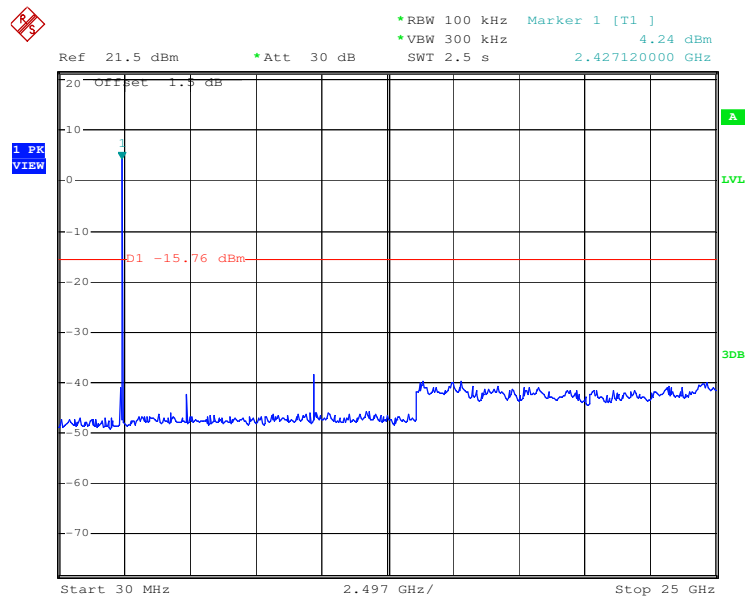


Test plot as follows:

Test mode:	802.11b	Test channel:	Lowest
------------	---------	---------------	--------

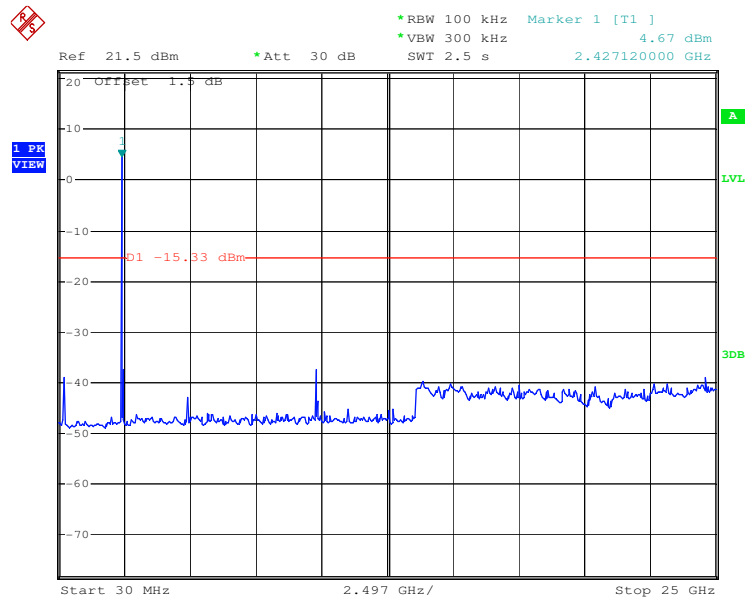


Test mode:	802.11b	Test channel:	Middle
------------	---------	---------------	--------

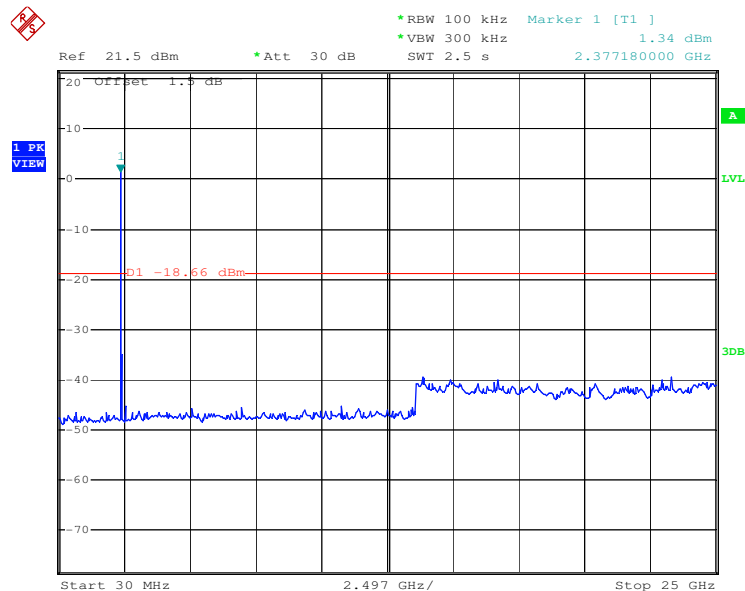




Test mode:	802.11b	Test channel:	Highest
------------	---------	---------------	---------



Test mode:	802.11g	Test channel:	Lowest
------------	---------	---------------	--------

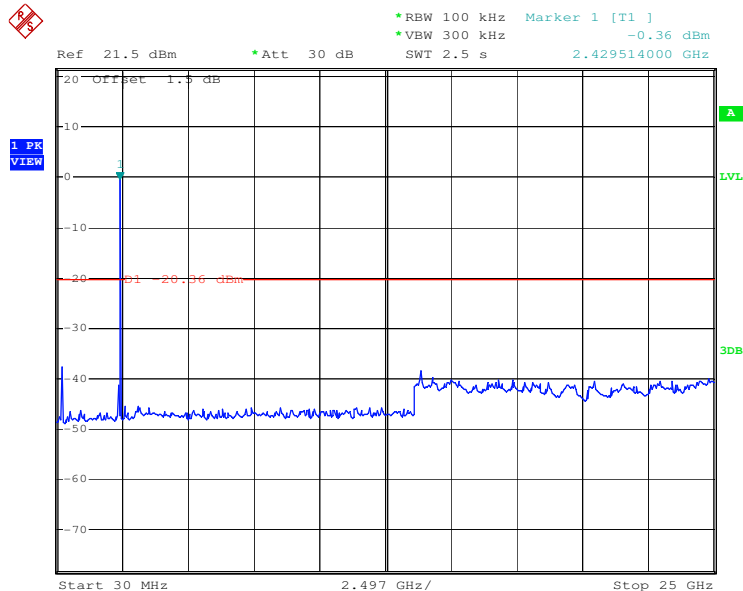




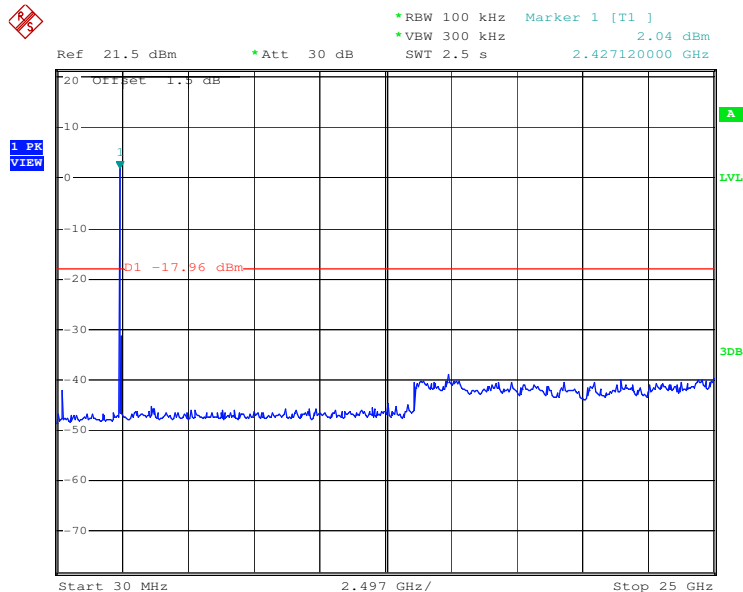
Report No.: SZEM121100643601

Page: 48 of 96

Test mode:	802.11g	Test channel:	Middle
------------	---------	---------------	--------



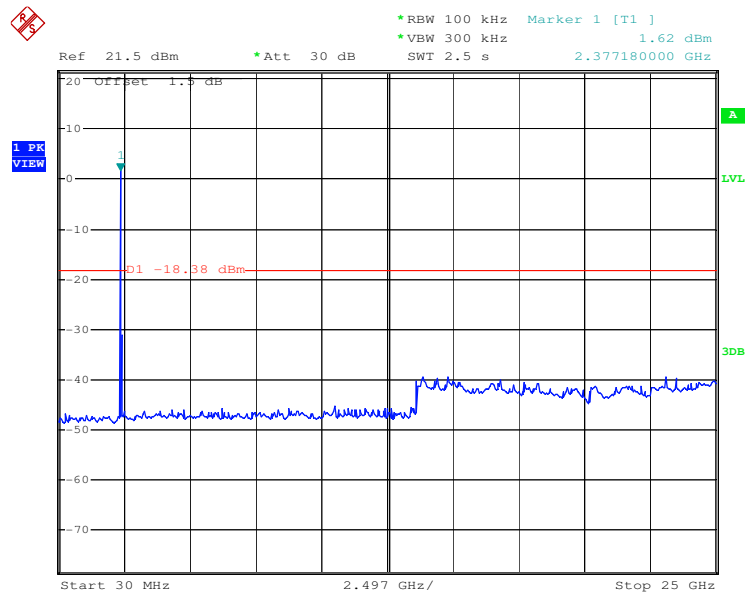
Test mode:	802.11g	Test channel:	Highest
------------	---------	---------------	---------



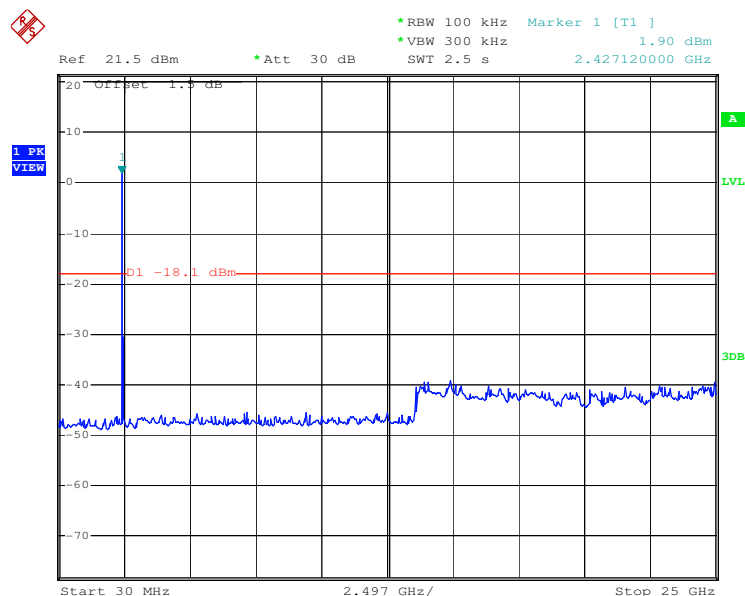
This document is issued by the Company subject to its General Conditions of Service printed overleaf, available on request or accessible at www.sgs.com/terms_and_conditions.htm and, for electronic format documents, subject to Terms and Conditions for Electronic Documents at www.sgs.com/terms_e-document.htm. Attention is drawn to the limitation of liability, indemnification and jurisdiction issues defined therein. Any holder of this document is advised that information contained hereon reflects the Company's findings at the time of its intervention only and within the limits of Client's instructions, if any. The Company's sole responsibility is to its Client and this document does not exonerate parties to a transaction from exercising all their rights and obligations under the transaction documents. This document cannot be reproduced except in full, without prior written approval of the Company. Any unauthorized alteration, forgery or falsification of the content or appearance of this document is unlawful and offenders may be prosecuted to the fullest extent of the law. Unless otherwise stated the results shown in this test report refer only to the sample(s) tested and such sample(s) are retained for 90 days only."



Test mode:	802.11n(HT20)	Test channel:	Lowest
------------	---------------	---------------	--------



Test mode:	802.11n(HT20)	Test channel:	Middle
------------	---------------	---------------	--------



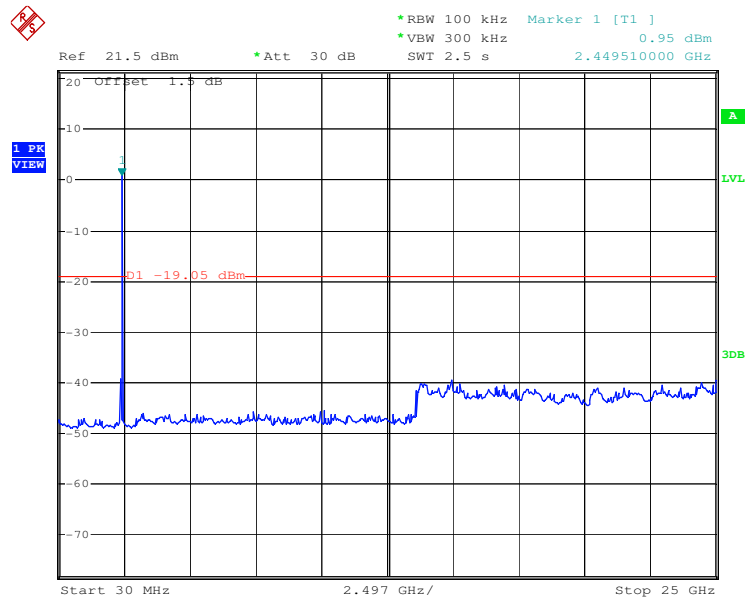


SGS-CSTC Standards Technical Services Co., Ltd.

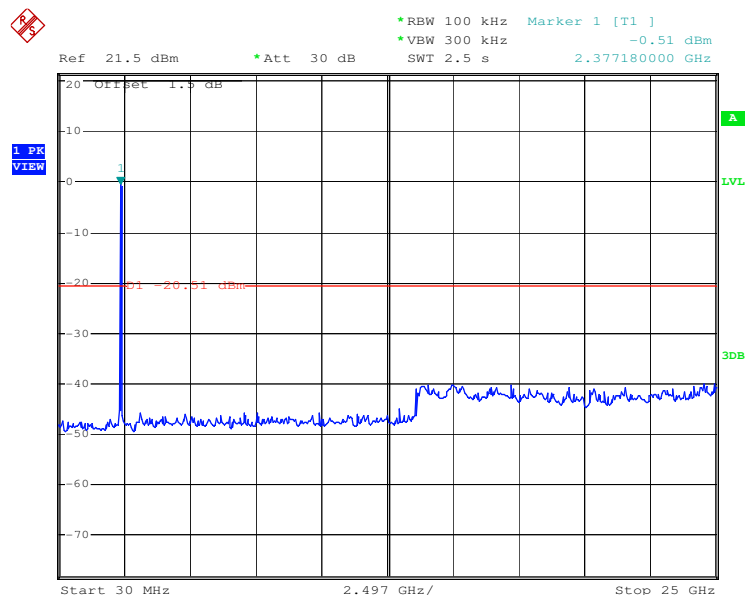
Report No.: SZEM121100643601

Page: 50 of 96

Test mode:	802.11n(HT20)	Test channel:	Highest
------------	---------------	---------------	---------



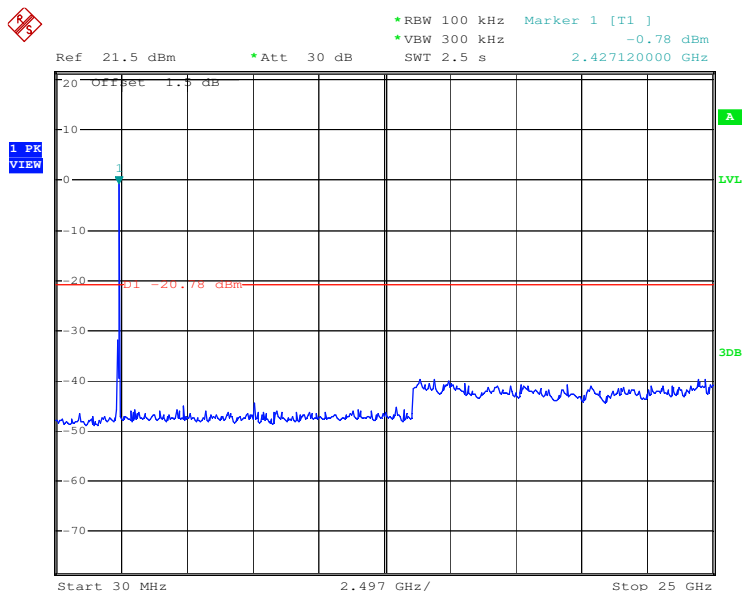
Test mode:	802.11n(HT40)	Test channel:	Lowest
------------	---------------	---------------	--------



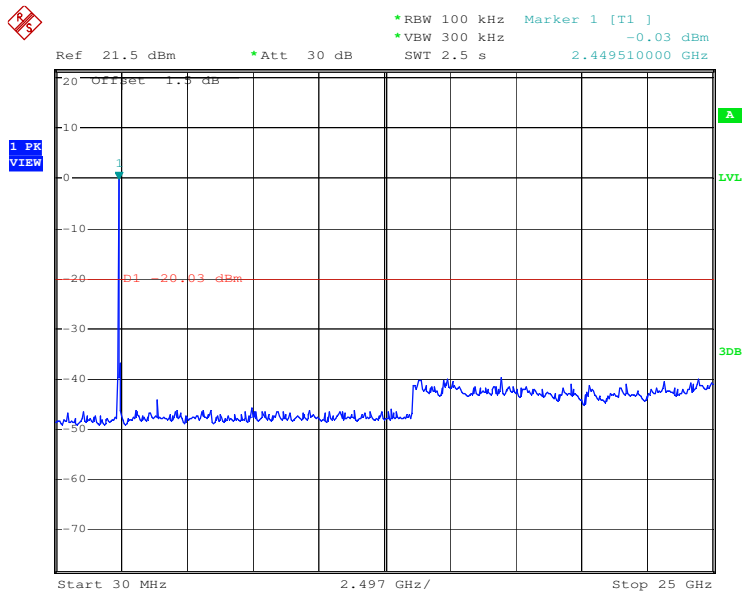
"This document is issued by the Company subject to its General Conditions of Service printed overleaf, available on request or accessible at www.sgs.com/terms_and_conditions.htm and, for electronic format documents, subject to Terms and Conditions for Electronic Documents at www.sgs.com/terms_e-document.htm. Attention is drawn to the limitation of liability, indemnification and jurisdiction issues defined therein. Any holder of this document is advised that information contained hereon reflects the Company's findings at the time of its intervention only and within the limits of Client's instructions, if any. The Company's sole responsibility is to its Client and this document does not exonerate parties to a transaction from exercising all their rights and obligations under the transaction documents. This document cannot be reproduced except in full, without prior written approval of the Company. Any unauthorized alteration, forgery or falsification of the content or appearance of this document is unlawful and offenders may be prosecuted to the fullest extent of the law. Unless otherwise stated the results shown in this test report refer only to the sample(s) tested and such sample(s) are retained for 90 days only."



Test mode:	802.11n(HT40)	Test channel:	Middle
------------	---------------	---------------	--------



Test mode:	802.11n(HT40)	Test channel:	Highest
------------	---------------	---------------	---------



5.8 Radiated Spurious Emissions

Test Requirement:	47 CFR Part 15C Section 15.209 and 15.205				
Test Method:	ANSI C63.10 2009				
Test Site:	Measurement Distance: 3m (Semi-Anechoic Chamber)				
Receiver Setup:	Frequency	Detector	RBW	VBW	Remark
	0.009MHz-0.090MHz	Peak	10kHz	30kHz	Peak
	0.009MHz-0.090MHz	Average	10kHz	30kHz	Average
	0.090MHz-0.110MHz	Quasi-peak	10kHz	30kHz	Quasi-peak
	0.110MHz-0.490MHz	Peak	10kHz	30kHz	Peak
	0.110MHz-0.490MHz	Average	10kHz	30kHz	Average
	0.490MHz -30MHz	Quasi-peak	10kHz	30kHz	Quasi-peak
	30MHz-1GHz	Quasi-peak	100 kHz	300kHz	Quasi-peak
	Above 1GHz	Peak	1MHz	3MHz	Peak
		Peak	1MHz	10Hz	Average
Limit:	Frequency	Field strength (microvolt/meter)	Limit (dBuV/m)	Remark	Measurement distance (m)
	0.009MHz-0.490MHz	2400/F(kHz)	-	-	300
	0.490MHz-1.705MHz	24000/F(kHz)	-	-	30
	1.705MHz-30MHz	30	-	-	30
	30MHz-88MHz	100	40.0	Quasi-peak	3
	88MHz-216MHz	150	43.5	Quasi-peak	3
	216MHz-960MHz	200	46.0	Quasi-peak	3
	960MHz-1GHz	500	54.0	Quasi-peak	3
	Above 1GHz	500	54.0	Average	3
	Note: 15.35(b), Unless otherwise specified, the limit on peak radio frequency emissions is 20dB above the maximum permitted average emission limit applicable to the equipment under test. This peak limit applies to the total peak emission level radiated by the device.				

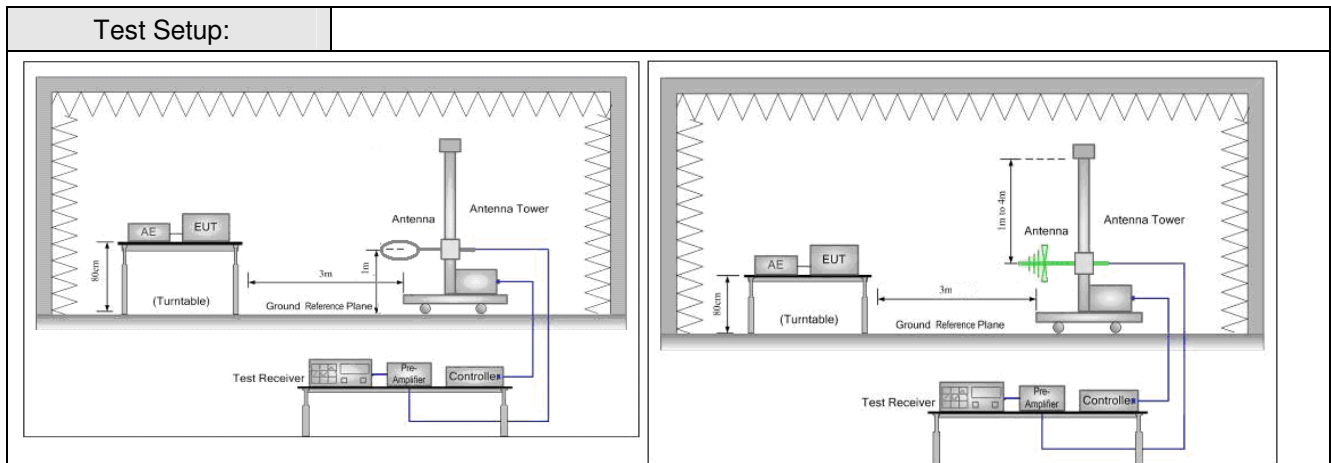


Figure 1. Below 30MHz

Figure 2. 30MHz to 1GHz

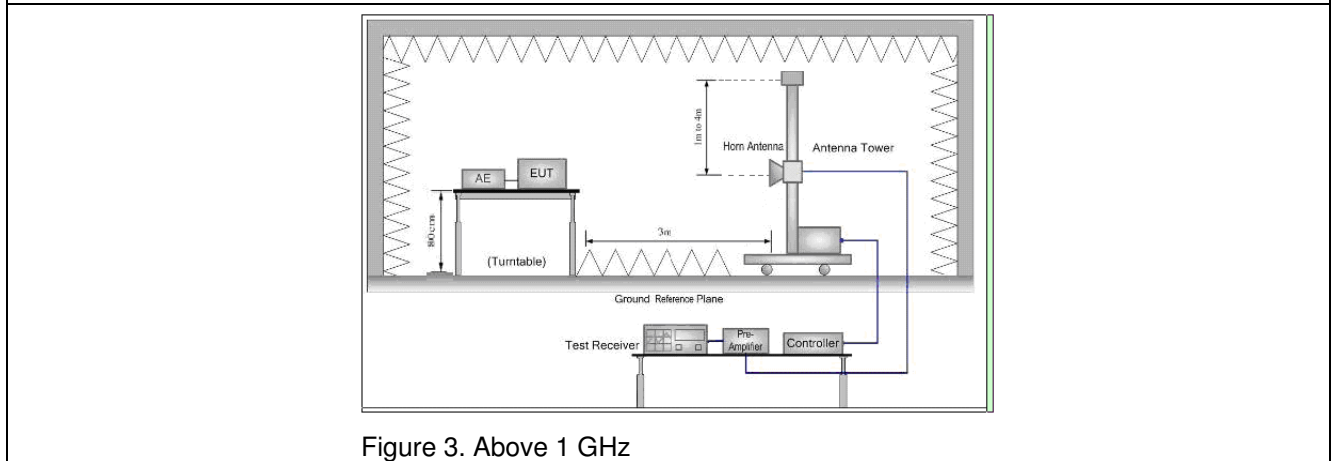


Figure 3. Above 1 GHz

Test Procedure:	<ol style="list-style-type: none"> a. The EUT was placed on the top of a rotating table 0.8 meters above the ground at a 3 meter semi-anechoic chamber. The table was rotated 360 degrees to determine the position of the highest radiation. b. The EUT was set 3 meters away from the interference-receiving antenna, which was mounted on the top of a variable-height antenna tower. c. The antenna height is varied from one meter to four meters above the ground to determine the maximum value of the field strength. Both horizontal and vertical polarizations of the antenna are set to make the measurement. d. For each suspected emission, the EUT was arranged to its worst case and then the antenna was tuned to heights from 1 meter to 4 meters (for the test frequency of below 30MHz, the antenna was tuned to heights 1 meter) and the rotatable table was turned from 0 degrees to 360 degrees to find the maximum reading. e. The test-receiver system was set to Peak Detect Function and Specified Bandwidth with Maximum Hold Mode. f. If the emission level of the EUT in peak mode was 10dB lower than the limit specified, then testing could be stopped and the peak values of the EUT would be reported. Otherwise the emissions that did not have 10dB margin would be re-tested one by one using peak, quasi-peak or average
------------------------	--

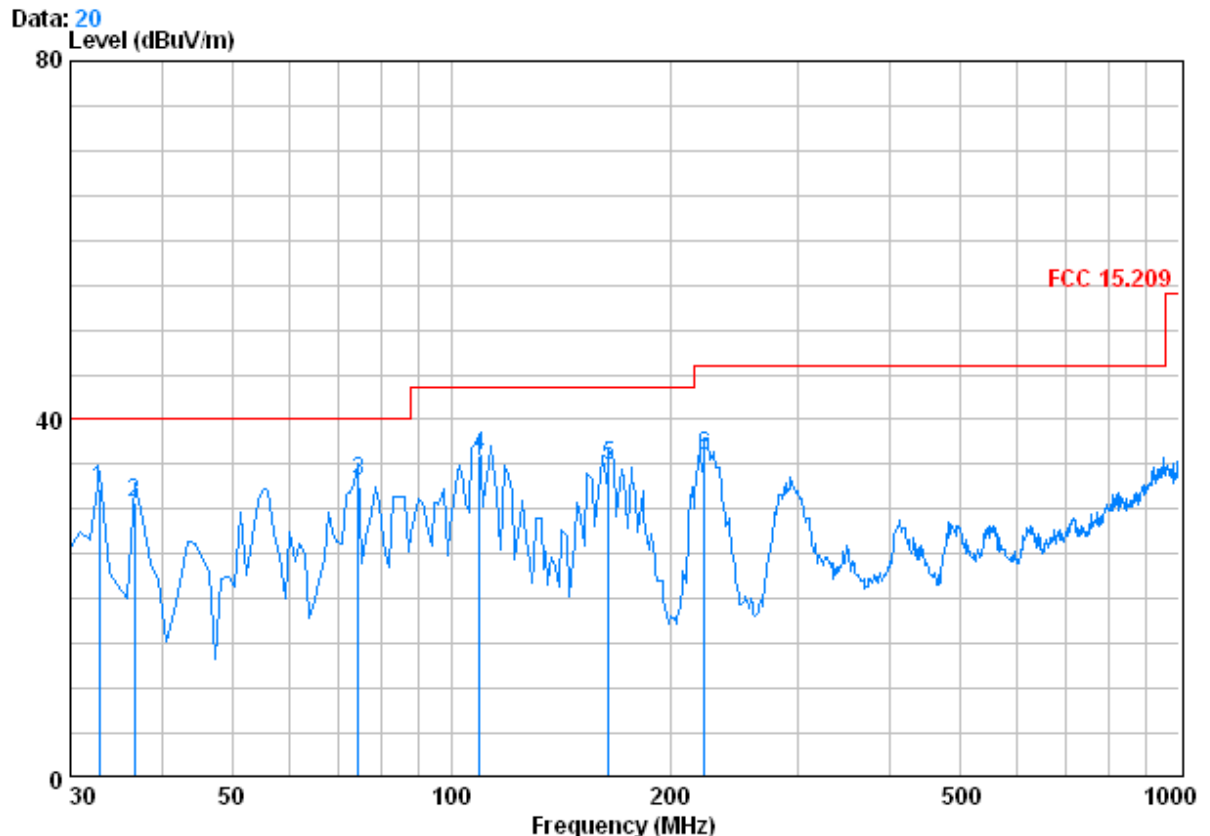


	<p>method as specified and then reported in a data sheet.</p> <p>g. Test the EUT in the lowest channel ,the middle channel ,the Highest channel</p> <p>h. The radiation measurements are performed in X, Y, Z axis positioning. And found the X axis positioning which is worse case. Only the test worst case mode is recorded in the report.</p> <p>i. Repeat above procedures until all frequencies measured was complete.</p>
Exploratory Test Mode:	Transmitting mode, Charge + Transmitting mode
Final Test Mode:	<p>1. Through Pre-scan, find 11Mbps of rate is the worst case of 802.11b; 54Mbps of rate is the worst case of 802.11g; 65Mbps of rate is the worst case of 802.11n(HT20); 135Mbps of rate is the worst case of 802.11n(HT40).</p> <p>2. Through Pre-scan, find the Charge + Transmitting mode is the worse case. The test worse case mode is recorded in the report.</p>
Instruments Used:	Refer to section 4.10 for details
Test Results:	Pass



5.8.1 Radiated emission below 1GHz

30MHz~1GHz (QP)		
Test mode:	Transmitting	Vertical

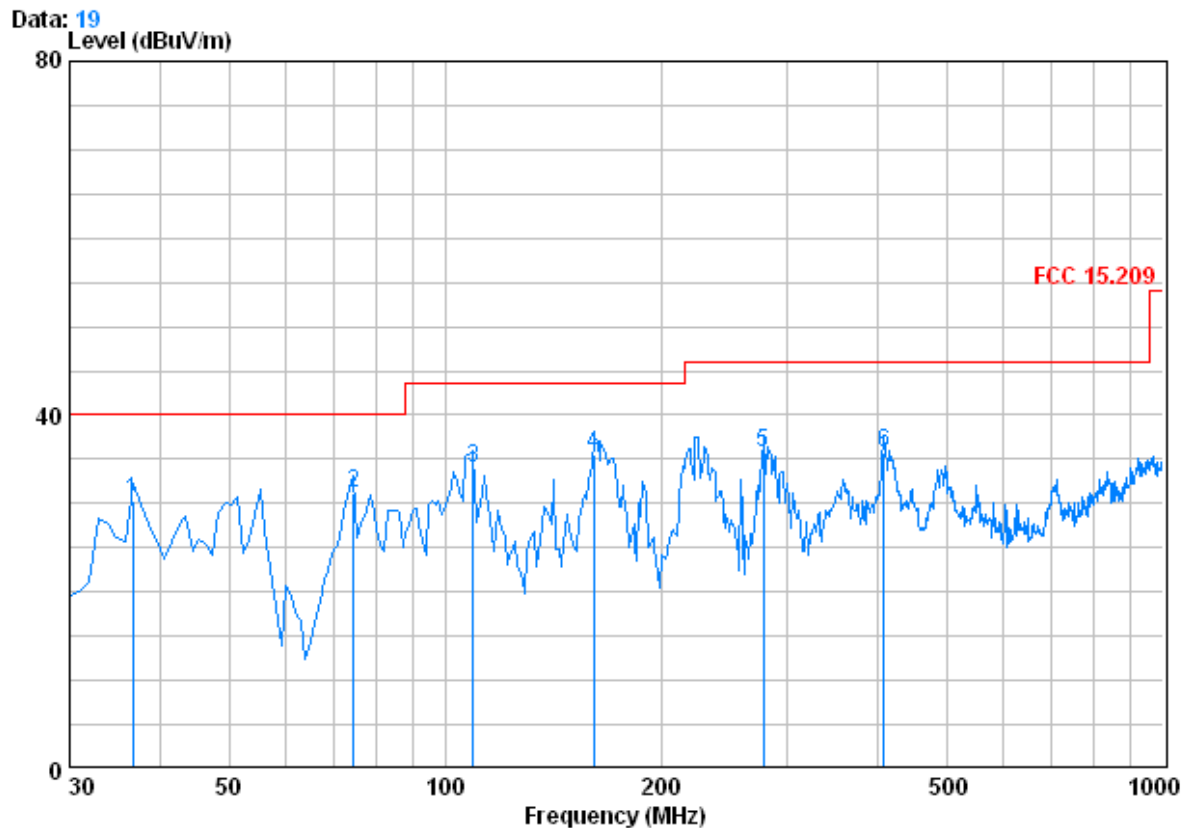


Condition : FCC 15.209 3m 3142C NEW VERTICAL
Job No. : 6436RF
Mode : charge + TX mode

		CableAntenna		Preamp	Read		Limit	Over
	Freq	Loss	Factor	Factor	Level	Level	Line	Limit
	MHz	dB	dB/m	dB	dBuV	dBuV/m	dBuV/m	dB
1	32.910	0.60	15.60	27.35	43.45	32.30	40.00	-7.70
2	36.790	0.60	12.48	27.33	45.07	30.82	40.00	-9.18
3	74.620	0.94	4.54	27.24	54.86	33.11	40.00	-6.89
4	109.540	1.23	7.55	27.14	54.24	35.87	43.50	-7.63
5	164.830	1.34	9.50	26.84	50.77	34.77	43.50	-8.73
6	223.030	1.53	7.30	26.62	53.66	35.88	46.00	-10.12



Test mode:	Transmitting	Horizontal
------------	--------------	------------



Condition : FCC 15.209 3m 3142C NEW HORIZONTAL

Job No. : 6436RF

Mode : charge + TX mode

	Freq	Cable	Antenna	Preamp	Read		Limit	Over
		Loss	Factor	Factor	Level	Level	Line	Limit
	MHz	dB	dB/m	dB	dBuV	dBuV/m	dBuV/m	dB
1	36.790	0.60	12.48	27.33	44.45	30.20	40.00	-9.80
2	74.620	0.94	4.54	27.24	52.94	31.18	40.00	-8.82
3	109.540	1.23	7.55	27.14	52.43	34.06	43.50	-9.44
4	160.950	1.34	9.50	26.86	51.50	35.48	43.50	-8.02
5	277.350	1.80	9.24	26.46	51.21	35.79	46.00	-10.21
6	408.300	2.24	11.55	27.19	49.06	35.66	46.00	-10.34

**5.8.2 Transmitter emission above 1GHz**

Test mode:		802.11b		Test channel:		Lowest		Remark:	Peak
Frequency (MHz)	Cable Loss (dB)	Antenna Factor (dB/m)	Preamp Factor (dB)	Read Level (dBuV)	Level (dBuV/m)	Limit Line (dBuV/m)	Over Limit (dB)	Polarization	
3625.669	3.84	33.34	40.76	51.04	47.46	74	-26.54	Vertical	
4821.757	4.70	34.68	41.64	49.84	47.58	74	-26.42	Vertical	
6428.771	5.24	36.20	40.55	48.54	49.43	74	-24.57	Vertical	
7489.599	6.10	36.00	39.62	47.49	49.97	74	-24.03	Vertical	
9441.913	6.03	37.14	37.94	46.42	51.65	74	-22.35	Vertical	
12055.600	6.48	38.95	38.30	45.80	52.93	74	-21.07	Vertical	
3489.840	3.73	33.21	40.66	48.95	45.23	74	-28.77	Horizontal	
4629.319	4.57	35.01	41.50	49.23	47.31	74	-26.69	Horizontal	
6363.645	5.22	36.14	40.61	50.25	51.00	74	-23.00	Horizontal	
8042.903	6.20	36.01	39.15	48.18	51.24	74	-22.76	Horizontal	
10453.950	6.09	38.24	37.64	45.44	52.13	74	-21.87	Horizontal	
12055.600	6.48	38.95	38.30	45.63	52.76	74	-21.24	Horizontal	

Test mode:		802.11b		Test channel:		Middle		Remark:	Peak
Frequency (MHz)	Cable Loss (dB)	Antenna Factor (dB/m)	Preamp Factor (dB)	Read Level (dBuV)	Level (dBuV/m)	Limit Line (dBuV/m)	Over Limit (dB)	Polarization	
3662.775	3.87	33.41	40.79	49.04	45.53	74	-28.47	Vertical	
4536.000	4.52	35.14	41.43	47.34	45.57	74	-28.43	Vertical	
5910.798	5.09	35.56	41.01	48.25	47.89	74	-26.11	Vertical	
7489.599	6.10	36.00	39.62	47.14	49.62	74	-24.38	Vertical	
9370.083	6.05	37.03	37.99	46.02	51.11	74	-22.89	Vertical	
11812.580	6.42	38.71	38.20	45.85	52.78	74	-21.22	Vertical	
3662.775	3.87	33.41	40.79	51.38	47.87	74	-26.13	Horizontal	
4871.103	4.72	34.59	41.68	48.95	46.58	74	-27.42	Horizontal	
6363.645	5.22	36.14	40.61	48.54	49.29	74	-24.71	Horizontal	
8462.975	6.18	36.19	38.78	47.98	51.57	74	-22.43	Horizontal	
10480.590	6.09	38.28	37.65	45.06	51.78	74	-22.22	Horizontal	
12334.980	6.55	39.24	38.42	45.54	52.91	74	-21.09	Horizontal	



SGS-CSTC Standards Technical Services Co., Ltd.

Report No.: SZEM121100643601

Page: 58 of 96

Test mode:		802.11b		Test channel:		Highest		Remark:		Peak	
Frequency (MHz)	Cable Loss (dB)	Antenna Factor (dB/m)	Preamp Factor (dB)	Read Level (dBuV)	Level (dBuV/m)	Limit Line (dBuV/m)	Over Limit (dB)	Polarization			
3700.260	3.91	33.45	40.81	51.65	48.20	74	-25.80	Vertical			
4455.890	4.47	35.06	41.37	47.94	46.10	74	-27.90	Vertical			
5747.586	5.04	35.29	41.14	48.69	47.88	74	-26.12	Vertical			
7413.726	6.02	35.97	39.69	47.78	50.08	74	-23.92	Vertical			
9275.160	6.08	36.93	38.08	45.98	50.91	74	-23.09	Vertical			
11692.920	6.39	38.59	38.15	46.38	53.21	74	-20.79	Vertical			
3700.260	3.91	33.45	40.81	49.90	46.45	74	-27.55	Horizontal			
4455.890	4.47	35.06	41.37	48.85	47.01	74	-26.99	Horizontal			
6032.401	5.13	35.74	40.89	49.44	49.42	74	-24.58	Horizontal			
7566.249	6.19	36.00	39.56	47.72	50.35	74	-23.65	Horizontal			
9538.543	6.00	37.23	37.86	46.20	51.57	74	-22.43	Horizontal			
11574.460	6.36	38.47	38.10	45.91	52.64	74	-21.36	Horizontal			

Test mode:		802.11g		Test channel:		Lowest		Remark:		Peak	
Frequency (MHz)	Cable Loss (dB)	Antenna Factor (dB/m)	Preamp Factor (dB)	Read Level (dBuV)	Level (dBuV/m)	Limit Line (dBuV/m)	Over Limit (dB)	Polarization			
3625.669	3.84	33.34	40.76	48.59	45.01	74	-28.99	Vertical			
4536.000	4.52	35.14	41.43	47.58	45.81	74	-28.19	Vertical			
6363.645	5.22	36.14	40.61	47.56	48.31	74	-25.69	Vertical			
7547.013	6.17	36.00	39.57	47.83	50.43	74	-23.57	Vertical			
9859.472	5.98	37.56	37.58	45.32	51.28	74	-22.72	Vertical			
11457.210	6.34	38.41	38.05	45.48	52.18	74	-21.82	Vertical			
3625.669	3.84	33.34	40.76	50.09	46.51	74	-27.49	Horizontal			
4410.750	4.43	34.97	41.35	48.35	46.40	74	-27.60	Horizontal			
6219.512	5.19	35.96	40.73	48.58	49.00	74	-25.00	Horizontal			
7413.726	6.02	35.97	39.69	48.54	50.84	74	-23.16	Horizontal			
9346.262	6.06	37.01	38.03	46.75	51.79	74	-22.21	Horizontal			
11370.050	6.31	38.43	38.02	45.58	52.30	74	-21.70	Horizontal			

"This document is issued by the Company subject to its General Conditions of Service printed overleaf, available on request or accessible at www.sgs.com/terms_and_conditions.htm and, for electronic format documents, subject to Terms and Conditions for Electronic Documents at www.sgs.com/terms_e-document.htm. Attention is drawn to the limitation of liability, indemnification and jurisdiction issues defined therein. Any holder of this document is advised that information contained hereon reflects the Company's findings at the time of its intervention only and within the limits of Client's instructions, if any. The Company's sole responsibility is to its Client and this document does not exonerate parties to a transaction from exercising all their rights and obligations under the transaction documents. This document cannot be reproduced except in full, without prior written approval of the Company. Any unauthorized alteration, forgery or falsification of the content or appearance of this document is unlawful and offenders may be prosecuted to the fullest extent of the law. Unless otherwise stated the results shown in this test report refer only to the sample(s) tested and such sample(s) are retained for 90 days only."



SGS-CSTC Standards Technical Services Co., Ltd.

Report No.: SZEM121100643601

Page: 59 of 96

Test mode:		802.11g		Test channel:		Middle		Remark:	Peak
Frequency (MHz)	Cable Loss (dB)	Antenna Factor (dB/m)	Preamp Factor (dB)	Read Level (dBuV)	Level (dBuV/m)	Limit Line (dBuV/m)	Over Limit (dB)	Polarization	
3662.775	3.87	33.41	40.79	49.95	46.44	74	-27.56	Vertical	
4501.492	4.49	35.20	41.40	47.16	45.45	74	-28.55	Vertical	
6478.053	5.25	36.26	40.51	47.79	48.79	74	-25.21	Vertical	
7547.013	6.17	36.00	39.57	46.94	49.54	74	-24.46	Vertical	
9157.857	6.11	36.79	38.19	45.28	49.99	74	-24.01	Vertical	
11574.460	6.36	38.47	38.10	45.57	52.30	74	-21.70	Vertical	
3863.900	4.05	33.63	40.94	48.87	45.61	74	-28.39	Horizontal	
4536.000	4.52	35.14	41.43	48.85	47.08	74	-26.92	Horizontal	
6156.505	5.17	35.88	40.79	49.00	49.26	74	-24.74	Horizontal	
7566.249	6.19	36.00	39.56	48.23	50.86	74	-23.14	Horizontal	
9465.979	6.02	37.16	37.91	46.14	51.41	74	-22.59	Horizontal	
11692.920	6.39	38.59	38.15	46.13	52.96	74	-21.04	Horizontal	

Test mode:		802.11g		Test channel:		Highest		Remark:	Peak
Frequency (MHz)	Cable Loss (dB)	Antenna Factor (dB/m)	Preamp Factor (dB)	Read Level (dBuV)	Level (dBuV/m)	Limit Line (dBuV/m)	Over Limit (dB)	Polarization	
3700.260	3.91	33.45	40.81	48.88	45.43	74	-28.57	Vertical	
4641.118	4.59	34.98	41.51	47.56	45.62	74	-28.38	Vertical	
6494.564	5.26	36.28	40.50	48.08	49.12	74	-24.88	Vertical	
7624.250	6.23	36.00	39.51	47.44	50.16	74	-23.84	Vertical	
8996.121	6.16	36.59	38.32	46.19	50.62	74	-23.38	Vertical	
11140.850	6.26	38.47	37.92	45.72	52.53	74	-21.47	Vertical	
3700.260	3.91	33.45	40.81	52.14	48.69	74	-25.31	Horizontal	
4455.890	4.47	35.06	41.37	48.92	47.08	74	-26.92	Horizontal	
6478.053	5.25	36.26	40.51	48.85	49.85	74	-24.15	Horizontal	
7643.683	6.23	36.00	39.49	47.92	50.66	74	-23.34	Horizontal	
9251.580	6.08	36.89	38.11	46.45	51.31	74	-22.69	Horizontal	
11486.410	6.34	38.40	38.06	46.14	52.82	74	-21.18	Horizontal	

"This document is issued by the Company subject to its General Conditions of Service printed overleaf, available on request or accessible at www.sgs.com/terms_and_conditions.htm and, for electronic format documents, subject to Terms and Conditions for Electronic Documents at www.sgs.com/terms_e-document.htm. Attention is drawn to the limitation of liability, indemnification and jurisdiction issues defined therein. Any holder of this document is advised that information contained hereon reflects the Company's findings at the time of its intervention only and within the limits of Client's instructions, if any. The Company's sole responsibility is to its Client and this document does not exonerate parties to a transaction from exercising all their rights and obligations under the transaction documents. This document cannot be reproduced except in full, without prior written approval of the Company. Any unauthorized alteration, forgery or falsification of the content or appearance of this document is unlawful and offenders may be prosecuted to the fullest extent of the law. Unless otherwise stated the results shown in this test report refer only to the sample(s) tested and such sample(s) are retained for 90 days only."



SGS-CSTC Standards Technical Services Co., Ltd.

Report No.: SZEM121100643601

Page: 60 of 96

Test mode:		802.11n(HT20)		Test channel:		Lowest		Remark:		Peak	
Frequency (MHz)	Cable Loss (dB)	Antenna Factor (dB/m)	Preamplifier Factor (dB)	Read Level (dBuV)	Level (dBuV/m)	Limit Line (dBuV/m)	Over Limit (dB)	Polarization			
3419.491	3.67	33.23	40.61	49.30	45.59	74	-28.41	Vertical			
4821.757	4.70	34.68	41.64	50.84	48.58	74	-25.42	Vertical			
6094.137	5.15	35.82	40.84	49.34	49.47	74	-24.53	Vertical			
7702.278	6.22	36.00	39.44	48.03	50.81	74	-23.19	Vertical			
10453.950	6.09	38.24	37.64	46.37	53.06	74	-20.94	Vertical			
12685.250	6.65	39.47	38.56	45.23	52.79	74	-21.21	Vertical			
3625.669	3.84	33.34	40.76	48.79	45.21	74	-28.79	Horizontal			
4501.492	4.49	35.20	41.40	48.95	47.24	74	-26.76	Horizontal			
7394.878	6.00	35.96	39.71	48.42	50.67	74	-23.33	Horizontal			
9370.083	6.05	37.03	37.99	46.25	51.34	74	-22.66	Horizontal			
11112.520	6.25	38.48	37.91	45.19	52.01	74	-21.99	Horizontal			
12334.980	6.55	39.24	38.42	45.87	53.24	74	-20.76	Horizontal			

Test mode:		802.11n(HT20)		Test channel:		Middle		Remark:		Peak	
Frequency (MHz)	Cable Loss (dB)	Antenna Factor (dB/m)	Preamplifier Factor (dB)	Read Level (dBuV)	Level (dBuV/m)	Limit Line (dBuV/m)	Over Limit (dB)	Polarization			
3384.850	3.64	33.25	40.59	48.66	44.96	74	-29.04	Vertical			
4629.319	4.57	35.01	41.50	48.30	46.38	74	-27.62	Vertical			
6478.053	5.25	36.26	40.51	49.09	50.09	74	-23.91	Vertical			
8292.376	6.19	36.12	38.93	48.24	51.62	74	-22.38	Vertical			
10560.940	6.11	38.32	37.68	45.46	52.21	74	-21.79	Vertical			
12334.980	6.55	39.24	38.42	46.24	53.61	74	-20.39	Vertical			
3184.250	3.47	33.33	40.44	49.94	46.30	74	-27.70	Horizontal			
4594.102	4.55	35.06	41.47	49.66	47.80	74	-26.20	Horizontal			
5971.290	5.12	35.64	40.94	49.64	49.46	74	-24.54	Horizontal			
6696.010	5.31	36.11	40.31	49.51	50.62	74	-23.38	Horizontal			
9370.083	6.05	37.03	37.99	47.16	52.25	74	-21.75	Horizontal			
11574.460	6.36	38.47	38.10	47.02	53.75	74	-20.25	Horizontal			

"This document is issued by the Company subject to its General Conditions of Service printed overleaf, available on request or accessible at www.sgs.com/terms_and_conditions.htm and, for electronic format documents, subject to Terms and Conditions for Electronic Documents at www.sgs.com/terms_e-document.htm. Attention is drawn to the limitation of liability, indemnification and jurisdiction issues defined therein. Any holder of this document is advised that information contained hereon reflects the Company's findings at the time of its intervention only and within the limits of Client's instructions, if any. The Company's sole responsibility is to its Client and this document does not exonerate parties to a transaction from exercising all their rights and obligations under the transaction documents. This document cannot be reproduced except in full, without prior written approval of the Company. Any unauthorized alteration, forgery or falsification of the content or appearance of this document is unlawful and offenders may be prosecuted to the fullest extent of the law. Unless otherwise stated the results shown in this test report refer only to the sample(s) tested and such sample(s) are retained for 90 days only."



SGS-CSTC Standards Technical Services Co., Ltd.

Report No.: SZEM121100643601

Page: 61 of 96

Test mode:		802.11n(HT20)		Test channel:		Highest		Remark:	Peak
Frequency (MHz)	Cable Loss (dB)	Antenna Factor (dB/m)	Preamplifier Factor (dB)	Read Level (dBuV)	Level (dBuV/m)	Limit Line (dBuV/m)	Over Limit (dB)	Polarization	
3410.797	3.65	33.23	40.61	49.11	45.38	74	-28.62	Vertical	
4676.696	4.61	34.92	41.54	49.01	47.00	74	-27.00	Vertical	
6347.466	5.22	36.12	40.63	48.61	49.32	74	-24.68	Vertical	
8441.459	6.18	36.18	38.80	47.88	51.44	74	-22.56	Vertical	
10427.370	6.08	38.22	37.62	45.09	51.77	74	-22.23	Vertical	
12556.750	6.61	39.43	38.50	44.93	52.47	74	-21.53	Vertical	
3384.850	3.64	33.25	40.59	49.41	45.71	74	-28.29	Horizontal	
4536.000	4.52	35.14	41.43	48.10	46.33	74	-27.67	Horizontal	
6956.627	5.48	35.85	40.08	48.82	50.07	74	-23.93	Horizontal	
8187.502	6.20	36.08	39.03	47.82	51.07	74	-22.93	Horizontal	
10480.590	6.09	38.28	37.65	45.43	52.15	74	-21.85	Horizontal	
12429.540	6.58	39.33	38.46	45.74	53.19	74	-20.81	Horizontal	

Test mode:		802.11n(HT40)		Test channel:		Lowest		Remark:	Peak
Frequency (MHz)	Cable Loss (dB)	Antenna Factor (dB/m)	Preamplifier Factor (dB)	Read Level (dBuV)	Level (dBuV/m)	Limit Line (dBuV/m)	Over Limit (dB)	Polarization	
3672.110	3.88	33.41	40.80	48.95	45.44	74	-28.56	Vertical	
4594.102	4.55	35.06	41.47	48.47	46.61	74	-27.39	Vertical	
6903.705	5.45	35.90	40.13	48.72	49.94	74	-24.06	Vertical	
8292.376	6.19	36.12	38.93	49.50	52.88	74	-21.12	Vertical	
10560.940	6.11	38.32	37.68	46.02	52.77	74	-21.23	Vertical	
11963.890	6.46	38.87	38.26	46.21	53.28	74	-20.72	Vertical	
3410.797	3.65	33.23	40.61	48.81	45.08	74	-28.92	Horizontal	
4821.757	4.70	34.68	41.64	49.52	47.26	74	-26.74	Horizontal	
6544.350	5.27	36.27	40.45	49.29	50.38	74	-23.62	Horizontal	
8441.459	6.18	36.18	38.80	48.09	51.65	74	-22.35	Horizontal	
10269.320	6.04	38.02	37.56	46.37	52.87	74	-21.13	Horizontal	
12303.620	6.55	39.21	38.40	45.80	53.16	74	-20.84	Horizontal	



"This document is issued by the Company subject to its General Conditions of Service printed overleaf, available on request or accessible at www.sgs.com/terms_and_conditions.htm and, for electronic format documents, subject to Terms and Conditions for Electronic Documents at www.sgs.com/terms_e-document.htm. Attention is drawn to the limitation of liability, indemnification and jurisdiction issues defined therein. Any holder of this document is advised that information contained hereon reflects the Company's findings at the time of its intervention only and within the limits of Client's instructions, if any. The Company's sole responsibility is to its Client and this document does not exonerate parties to a transaction from exercising all their rights and obligations under the transaction documents. This document cannot be reproduced except in full, without prior written approval of the Company. Any unauthorized alteration, forgery or falsification of the content or appearance of this document is unlawful and offenders may be prosecuted to the fullest extent of the law. Unless otherwise stated the results shown in this test report refer only to the sample(s) tested and such sample(s) are retained for 90 days only."



Test mode:		802.11n(HT40)		Test channel:		Middle		Remark:	Peak
Frequency (MHz)	Cable Loss (dB)	Antenna Factor (dB/m)	Preamplifier Factor (dB)	Read Level (dBuV)	Level (dBuV/m)	Limit Line (dBuV/m)	Over Limit (dB)	Polarization	
3489.840	3.73	33.21	40.66	48.30	44.58	74	-29.42	Vertical	
4629.319	4.57	35.01	41.50	48.13	46.21	74	-27.79	Vertical	
5747.586	5.04	35.29	41.14	49.08	48.27	74	-25.73	Vertical	
8125.215	6.20	36.05	39.08	47.69	50.86	74	-23.14	Vertical	
10560.940	6.11	38.32	37.68	45.62	52.37	74	-21.63	Vertical	
12210.020	6.52	39.11	38.36	45.42	52.69	74	-21.31	Vertical	
3709.691	3.91	33.45	40.83	50.05	46.58	74	-27.42	Horizontal	
4444.562	4.46	35.06	41.36	49.46	47.62	74	-26.38	Horizontal	
6412.427	5.23	36.18	40.56	49.22	50.07	74	-23.93	Horizontal	
8042.903	6.20	36.01	39.15	49.40	52.46	74	-21.54	Horizontal	
10453.950	6.09	38.24	37.64	45.18	51.87	74	-22.13	Horizontal	
12461.220	6.59	39.37	38.47	45.41	52.90	74	-21.10	Horizontal	

Test mode:		802.11n(HT40)		Test channel:		Highest		Remark:	Peak
Frequency (MHz)	Cable Loss (dB)	Antenna Factor (dB/m)	Preamplifier Factor (dB)	Read Level (dBuV)	Level (dBuV/m)	Limit Line (dBuV/m)	Over Limit (dB)	Polarization	
3634.910	3.85	33.37	40.77	47.92	44.37	74	-29.63	Vertical	
4455.890	4.47	35.06	41.37	47.45	45.61	74	-28.39	Vertical	
6299.178	5.20	36.06	40.66	47.76	48.36	74	-25.64	Vertical	
7394.878	6.00	35.96	39.71	47.47	49.72	74	-24.28	Vertical	
9465.979	6.02	37.16	37.91	45.31	50.58	74	-23.42	Vertical	
11603.960	6.37	38.50	38.11	45.45	52.21	74	-21.79	Vertical	
3176.155	3.46	33.33	40.44	48.67	45.02	74	-28.98	Horizontal	
4559.152	4.53	35.12	41.44	47.83	46.04	74	-27.96	Horizontal	
6956.627	5.48	35.85	40.08	48.96	50.21	74	-23.79	Horizontal	
8527.851	6.18	36.23	38.73	47.03	50.71	74	-23.29	Horizontal	
10348.050	6.06	38.12	37.59	44.78	51.37	74	-22.63	Horizontal	
12334.980	6.55	39.24	38.42	45.32	52.69	74	-21.31	Horizontal	

Remark:

1) The field strength is calculated by adding the Antenna Factor, Cable Factor & Preamplifier. The basic equation with a sample calculation is as follows:

Final Test Level = Receiver Reading + Antenna Factor + Cable Factor – Preamplifier Factor

2) The disturbance above 13GHz and below 30MHz was very low, and the above harmonics were the highest point could be found when testing, so only the above harmonics had been displayed.

3) As shown in this section, for frequencies above 1GHz, the field strength limits are based on average limits. However, the peak field strength of any emission shall not exceed the maximum permitted average limits specified above by more than 20 dB under any condition of modulation. So, only the peak measurements were shown in the report.

"This document is issued by the Company subject to its General Conditions of Service printed overleaf, available on request or accessible at www.sgs.com/terms_and_conditions.htm and, for electronic format documents, subject to Terms and Conditions for Electronic Documents at www.sgs.com/terms_e-document.htm. Attention is drawn to the limitation of liability, indemnification and jurisdiction issues defined therein. Any holder of this document is advised that information contained hereon reflects the Company's findings at the time of its intervention only and within the limits of Client's instructions, if any. The Company's sole responsibility is to its Client and this document does not exonerate parties to a transaction from exercising all their rights and obligations under the transaction documents. This document cannot be reproduced except in full, without prior written approval of the Company. Any unauthorized alteration, forgery or falsification of the content or appearance of this document is unlawful and offenders may be prosecuted to the fullest extent of the law. Unless otherwise stated the results shown in this test report refer only to the sample(s) tested and such sample(s) are retained for 90 days only."

5.9 Band Edge (Radiated Emission)

Test Requirement:	47 CFR Part 15C Section 15.209 and 15.205		
Test Method:	ANSI C63.10 2009		
Test Site:	Measurement Distance: 3m (Semi-Anechoic Chamber)		
Limit:	Frequency	Limit (dBuV/m @3m)	Remark
	30MHz-88MHz	40.0	Quasi-peak Value
	88MHz-216MHz	43.5	Quasi-peak Value
	216MHz-960MHz	46.0	Quasi-peak Value
	960MHz-1GHz	54.0	Quasi-peak Value
	Above 1GHz	54.0	Average Value
		74.0	Peak Value
Test Setup:			

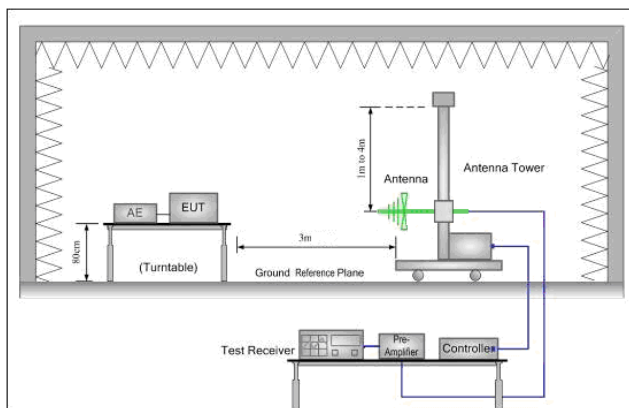


Figure 1. 30MHz to 1GHz

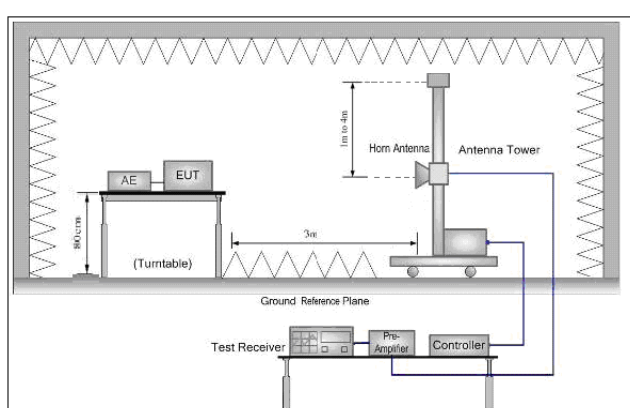


Figure 2. Above 1 GHz



SGS-CSTC Standards Technical Services Co., Ltd.

Report No.: SZEM121100643601

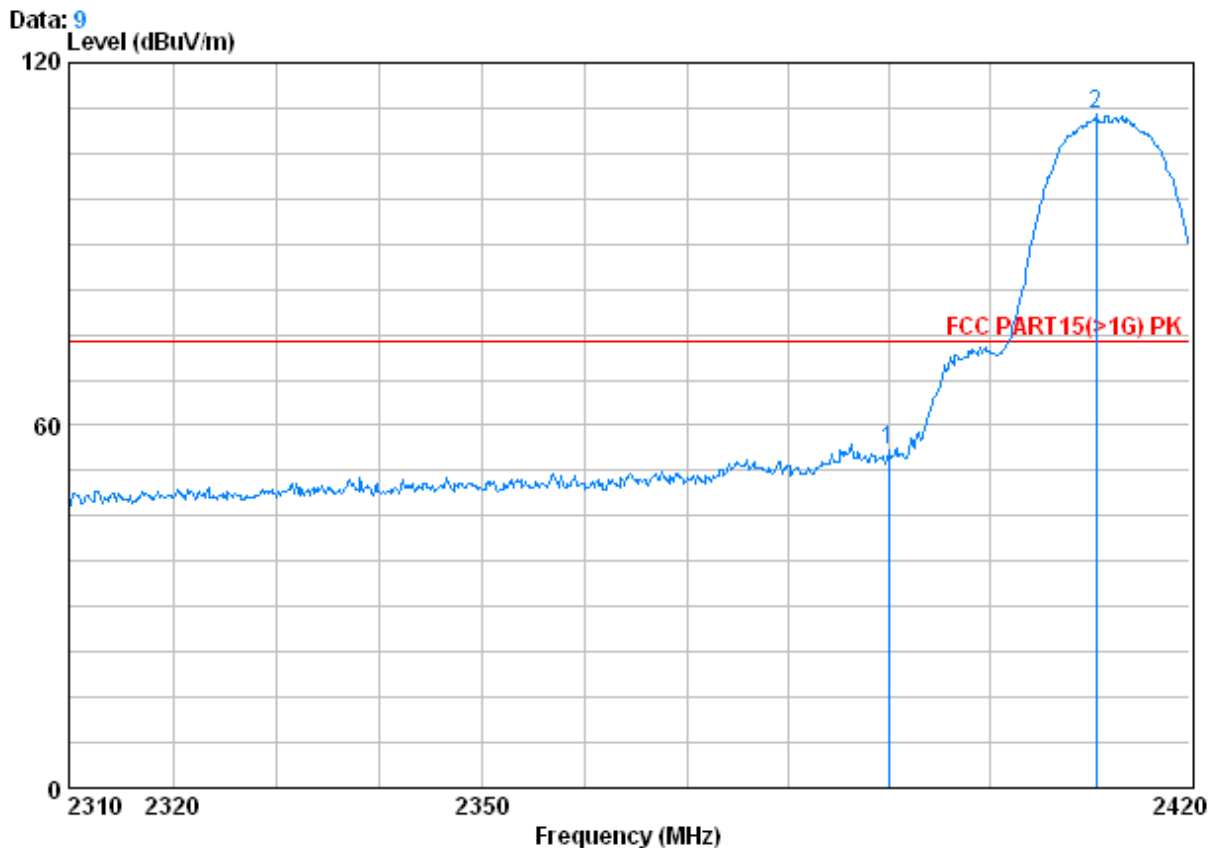
Page: 64 of 96

Test Procedure:	<ul style="list-style-type: none">a. The EUT was placed on the top of a rotating table 0.8 meters above the ground at a 3 meter semi-anechoic chamber. The table was rotated 360 degrees to determine the position of the highest radiation.b. The EUT was set 3 meters away from the interference-receiving antenna, which was mounted on the top of a variable-height antenna tower.c. The antenna height is varied from one meter to four meters above the ground to determine the maximum value of the field strength. Both horizontal and vertical polarizations of the antenna are set to make the measurement.d. For each suspected emission, the EUT was arranged to its worst case and then the antenna was tuned to heights from 1 meter to 4 meters and the rotatable table was turned from 0 degrees to 360 degrees to find the maximum reading.e. The test-receiver system was set to Peak Detect Function and Specified Bandwidth with Maximum Hold Mode.f. Place a marker at the end of the restricted band closest to the transmit frequency to show compliance. Also measure any emissions in the restricted bands. Save the spectrum analyzer plot. Repeat for each power and modulation for lowest and highest channelg. Test the EUT in the lowest channel , the Highest channelh. The radiation measurements are performed in X, Y, Z axis positioning. And found the X axis positioning which is worse case, only the test worst case mode is recorded in the report.i. Repeat above procedures until all frequencies measured was complete.
Exploratory Test Mode:	Transmitting mode
Final Test Mode:	Through Pre-scan, find 11Mbps of rate is the worst case of 802.11b; 54Mbps of rate is the worst case of 802.11g; 65Mbps of rate is the worst case of 802.11n(HT20); 135Mbps of rate is the worst case of 802.11n(HT40).
Instruments Used:	Refer to section 4.10 for details
Test Results:	Pass



Test plot as follows:

Test mode:	802.11b	Test channel:	Lowest	Remark:	Peak	Vertical
------------	---------	---------------	--------	---------	------	----------



Condition : FCC PART15(>1G) PK 3m VERTICAL

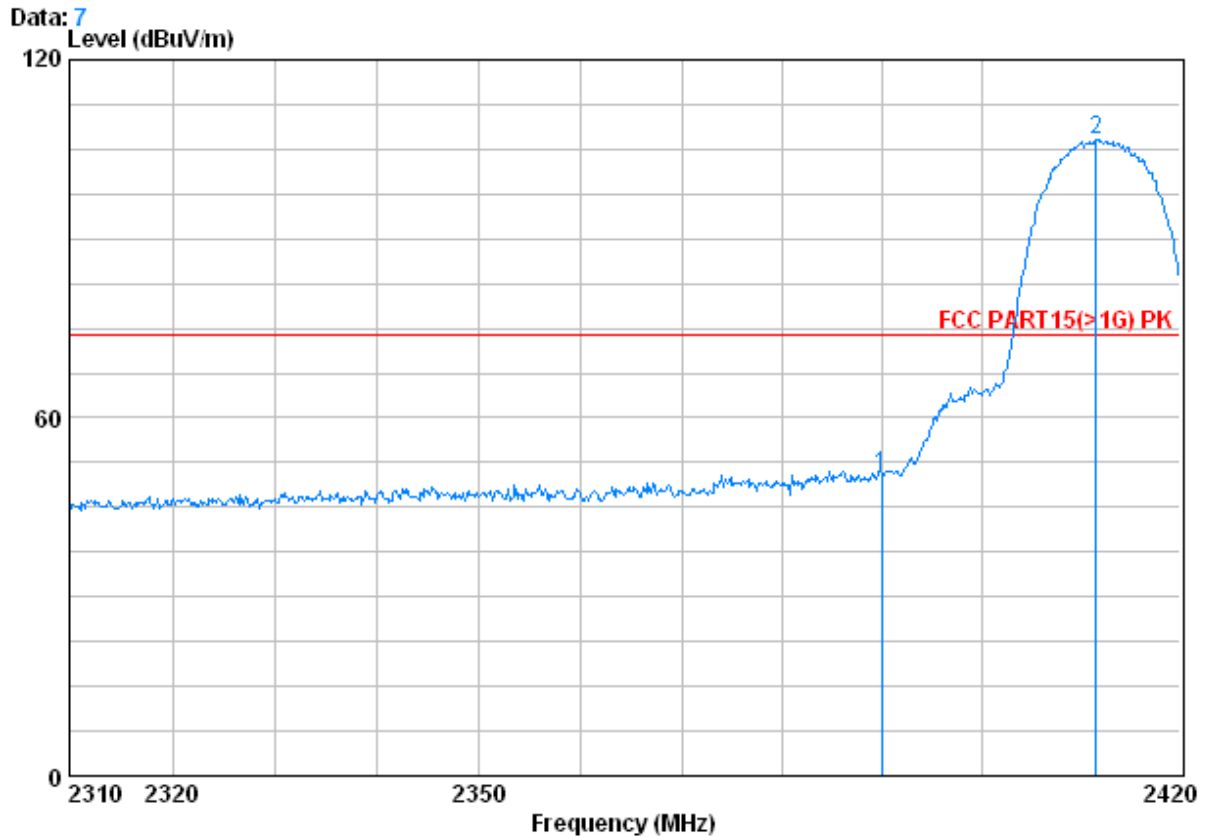
Job No. : 6436RF

test mode : WIFI B 2412 Bandedge

		CableAntenna		Preamp	Read		Limit	Over
	Freq	Loss	Factor	Factor	Level	Level	Line	Limit
	MHz	dB	dB/m	dB	dBuV	dBuV/m	dBuV/m	dB
1	2390.000	2.98	32.51	39.85	60.27	55.92	74.00	-18.08
2 @	2410.650	2.99	32.54	39.86	115.87	111.54	74.00	37.54



Test mode:	802.11b	Test channel:	Lowest	Remark:	Peak	Horizontal
------------	---------	---------------	--------	---------	------	------------



Condition : FCC PART15(>1G) PK 3m HORIZONTAL

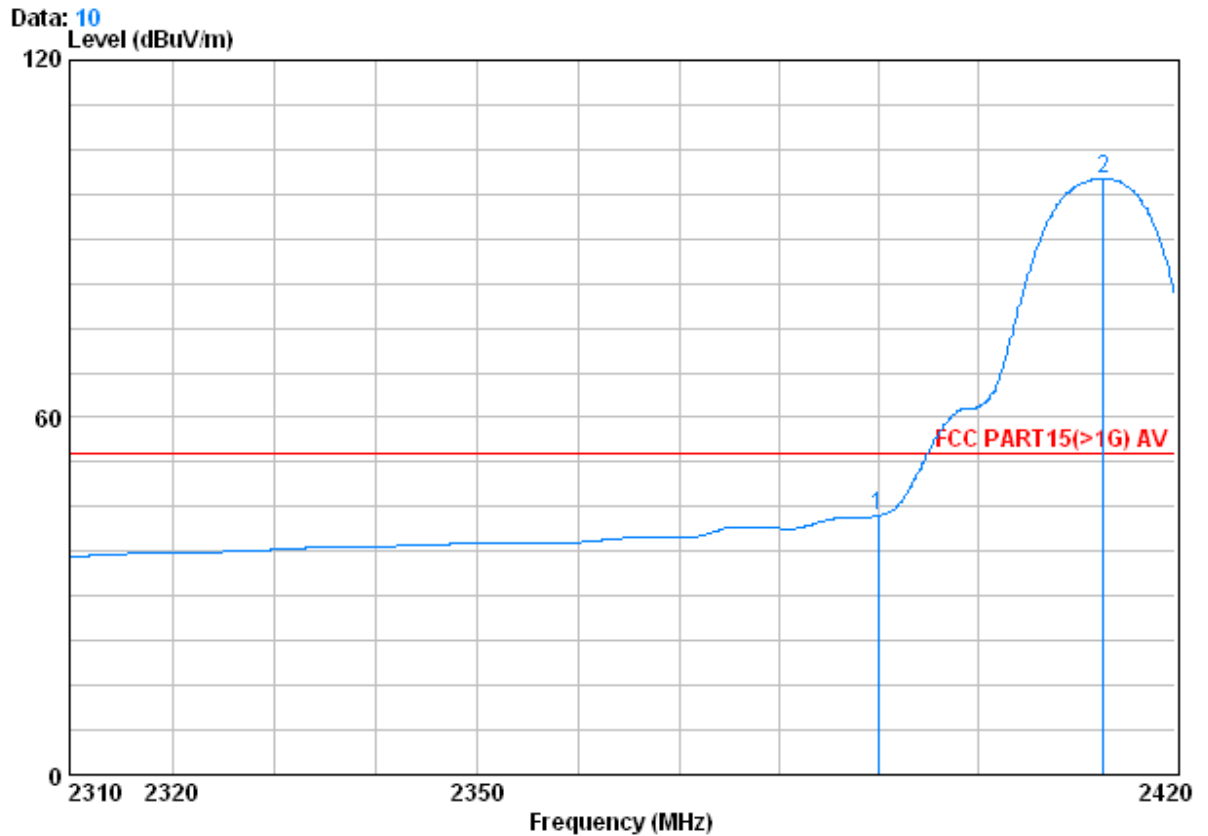
Job No. : 6436RF

test mode : WIFI B 2412 Bandedge

	Freq	Cable	Antenna	Preamplifier	Read	Limit	Over
		Loss	Factor	Factor	Level	Line	Limit
	MHz	dB	dB/m	dB	dBuV	dBuV/m	dB
1	2390.000	2.98	32.51	39.85	54.79	50.44	74.00 -23.56
2 0	2411.530	2.99	32.54	39.86	110.92	106.60	74.00 32.60



Test mode:	802.11b	Test channel:	Lowest	Remark:	Average	Vertical
------------	---------	---------------	--------	---------	---------	----------



Condition : FCC PART15(>1G) AV 3m VERTICAL

Job No. : 6436RF

test mode : WIFI B 2412 Bandedge

	Freq	Cable Loss	Antenna Factor	Preamplifier Factor	Read Level	Limit Level	Limit Line	Over Limit
	MHz	dB	dB/m	dB	dBuV	dBuV/m	dBuV/m	dB
1	2390.000	2.98	32.51	39.85	47.87	43.51	54.00	-10.49
2	2412.740	2.99	32.54	39.86	104.53	100.20	54.00	46.20

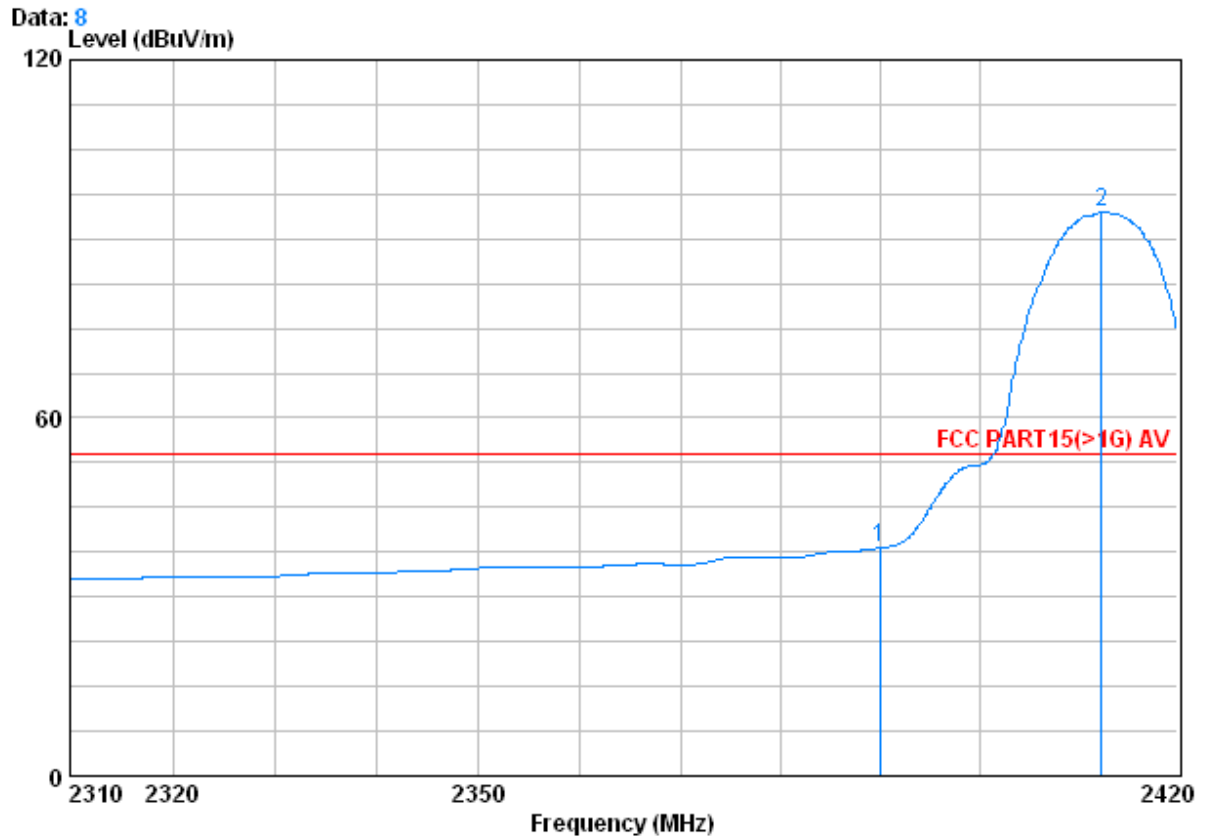


SGS-CSTC Standards Technical Services Co., Ltd.

Report No.: SZEM121100643601

Page: 68 of 96

Test mode:	802.11b	Test channel:	Lowest	Remark:	Average	Horizontal
------------	---------	---------------	--------	---------	---------	------------



Condition : FCC PART15(>1G) AV 3m HORIZONTAL

Job No. : 6436RF

test mode : WIFI B 2412 Bandedge

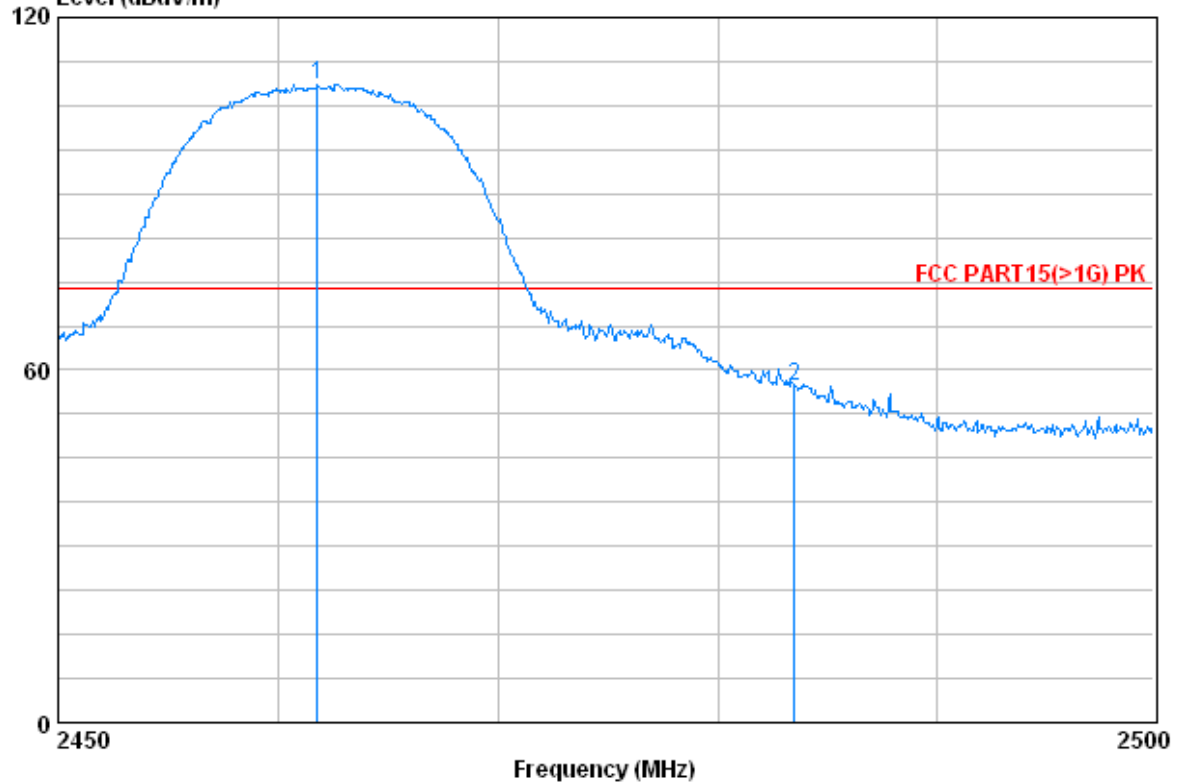
	Freq	Cable	Antenna	Preamp	Read	Limit	Over
		Loss	Factor	Factor	Level	Line	Limit
	MHz	dB	dB/m	dB	dBuV	dBuV/m	dB
1	2390.000	2.98	32.51	39.85	42.55	38.19	54.00 -15.81
2	2412.300	2.99	32.54	39.86	98.70	94.38	54.00 40.38

"This document is issued by the Company subject to its General Conditions of Service printed overleaf, available on request or accessible at www.sgs.com/terms_and_conditions.htm and, for electronic format documents, subject to Terms and Conditions for Electronic Documents at www.sgs.com/terms_e-document.htm. Attention is drawn to the limitation of liability, indemnification and jurisdiction issues defined therein. Any holder of this document is advised that information contained hereon reflects the Company's findings at the time of its intervention only and within the limits of Client's instructions, if any. The Company's sole responsibility is to its Client and this document does not exonerate parties to a transaction from exercising all their rights and obligations under the transaction documents. This document cannot be reproduced except in full, without prior written approval of the Company. Any unauthorized alteration, forgery or falsification of the content or appearance of this document is unlawful and offenders may be prosecuted to the fullest extent of the law. Unless otherwise stated the results shown in this test report refer only to the sample(s) tested and such sample(s) are retained for 90 days only."



Test mode:	802.11b	Test channel:	Highest	Remark:	Peak	Vertical
------------	---------	---------------	---------	---------	------	----------

Data: 13
Level (dBuV/m)



Condition : FCC PART15(>1G) PK 3m VERTICAL

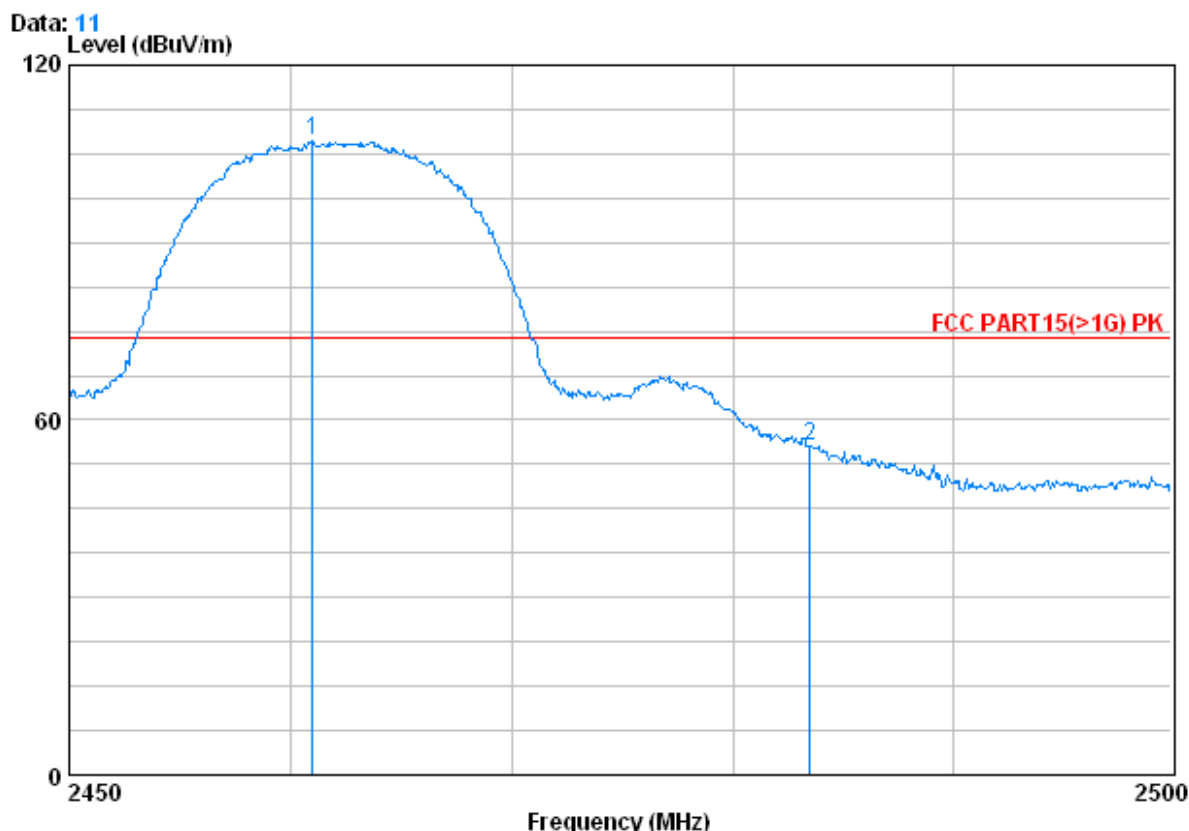
Job No. : 6436RF

test mode : WIFI B 2462 Bandedge

	Freq	Cable	Antenna	Preamp	Read		Limit	Over
		Loss	Factor	Factor	Level	Level	Line	Limit
	MHz	dB	dB/m	dB	dBuV	dBuV/m	dBuV/m	dB
1	2461.750	3.02	32.64	39.91	112.79	108.55	74.00	34.55
2	2483.500	3.03	32.67	39.92	61.45	57.23	74.00	-16.77



Test mode:	802.11b	Test channel:	Highest	Remark:	Peak	Horizontal
------------	---------	---------------	---------	---------	------	------------



Condition : FCC PART15(>1G) PK 3m HORIZONTAL

Job No. : 6436RF

test mode : WIFI B 2462 Bandedge

	Freq	Cable Loss	Antenna Factor	Preamp Factor	Read Level	Limit Level	Limit Line	Over Limit
	MHz	dB	dB/m	dB	dBuV	dBuV/m	dBuV/m	dB
1 @	2460.950	3.02	32.64	39.91	111.41	107.16	74.00	33.16
2	2483.500	3.03	32.67	39.92	59.84	55.62	74.00	-18.38

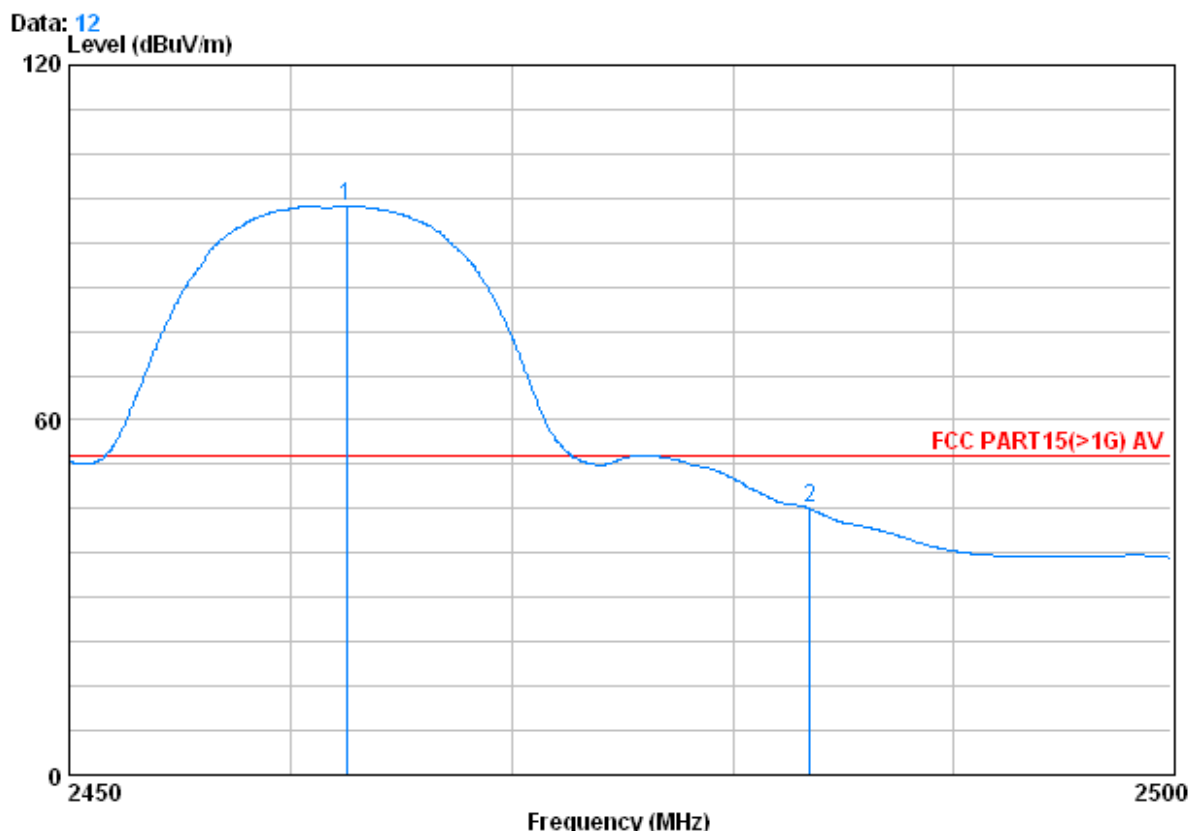


SGS-CSTC Standards Technical Services Co., Ltd.

Report No.: SZEM121100643601

Page: 71 of 96

Test mode:	802.11b	Test channel:	Highest	Remark:	Average	Vertical
------------	---------	---------------	---------	---------	---------	----------



Condition : FCC PART15(>1G) AV 3m HORIZONTAL

Job No. : 6436RF

test mode : WIFI B 2462 Bandedge

	Freq	Cable Loss	Antenna Factor	Preamplifier Factor	Read Level	Level	Limit Line	Over Limit
	MHz	dB	dB/m	dB	dBuV	dBuV/m	dBuV/m	dB
1 @	2462.500	3.02	32.64	39.91	100.43	96.18	54.00	42.18
2	2483.500	3.03	32.67	39.92	49.24	45.02	54.00	-8.98



"This document is issued by the Company subject to its General Conditions of Service printed overleaf, available on request or accessible at www.sgs.com/terms_and_conditions.htm and, for electronic format documents, subject to Terms and Conditions for Electronic Documents at www.sgs.com/terms_e-document.htm. Attention is drawn to the limitation of liability, indemnification and jurisdiction issues defined therein. Any holder of this document is advised that information contained hereon reflects the Company's findings at the time of its intervention only and within the limits of Client's instructions, if any. The Company's sole responsibility is to its Client and this document does not exonerate parties to a transaction from exercising all their rights and obligations under the transaction documents. This document cannot be reproduced except in full, without prior written approval of the Company. Any unauthorized alteration, forgery or falsification of the content or appearance of this document is unlawful and offenders may be prosecuted to the fullest extent of the law. Unless otherwise stated the results shown in this test report refer only to the sample(s) tested and such sample(s) are retained for 90 days only."

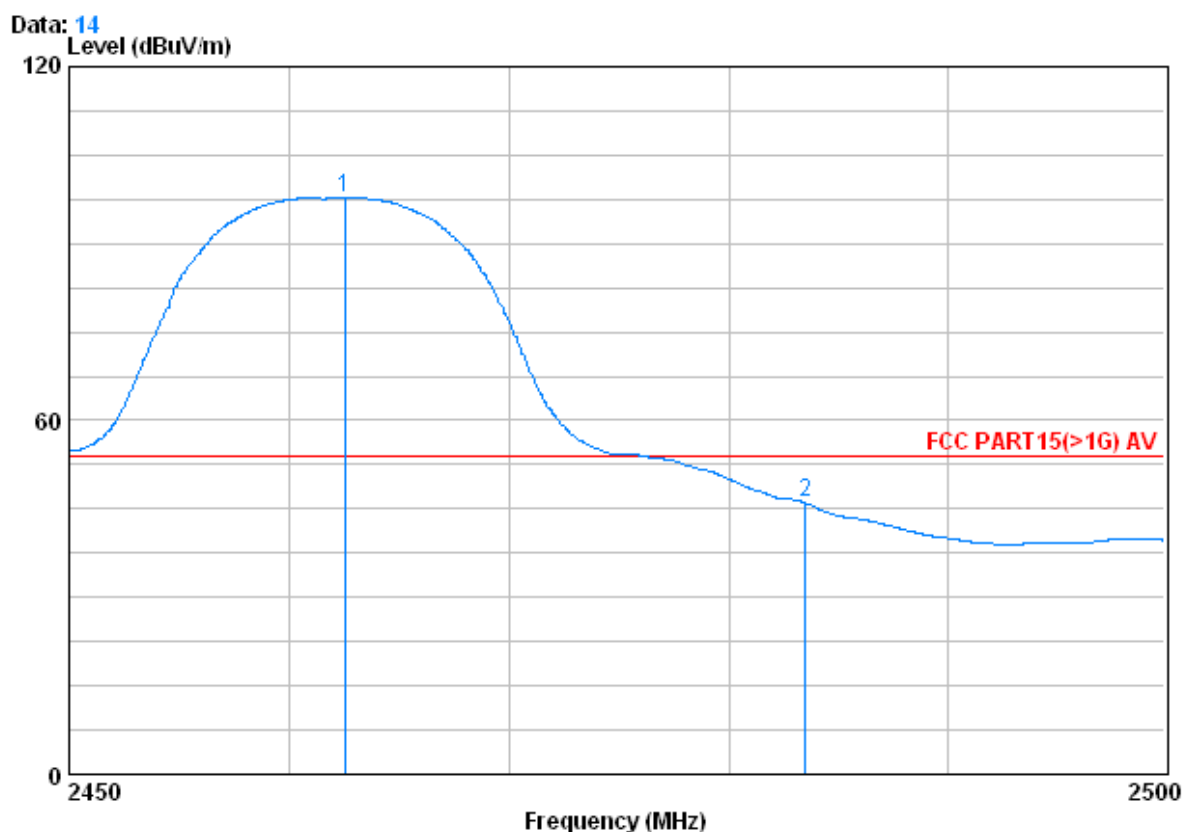


SGS-CSTC Standards Technical Services Co., Ltd.

Report No.: SZEM121100643601

Page: 72 of 96

Test mode:	802.11b	Test channel:	Highest	Remark:	Average	Horizontal
------------	---------	---------------	---------	---------	---------	------------



Condition : FCC PART15(>1G) AV 3m VERTICAL

Job No. : 6436RF

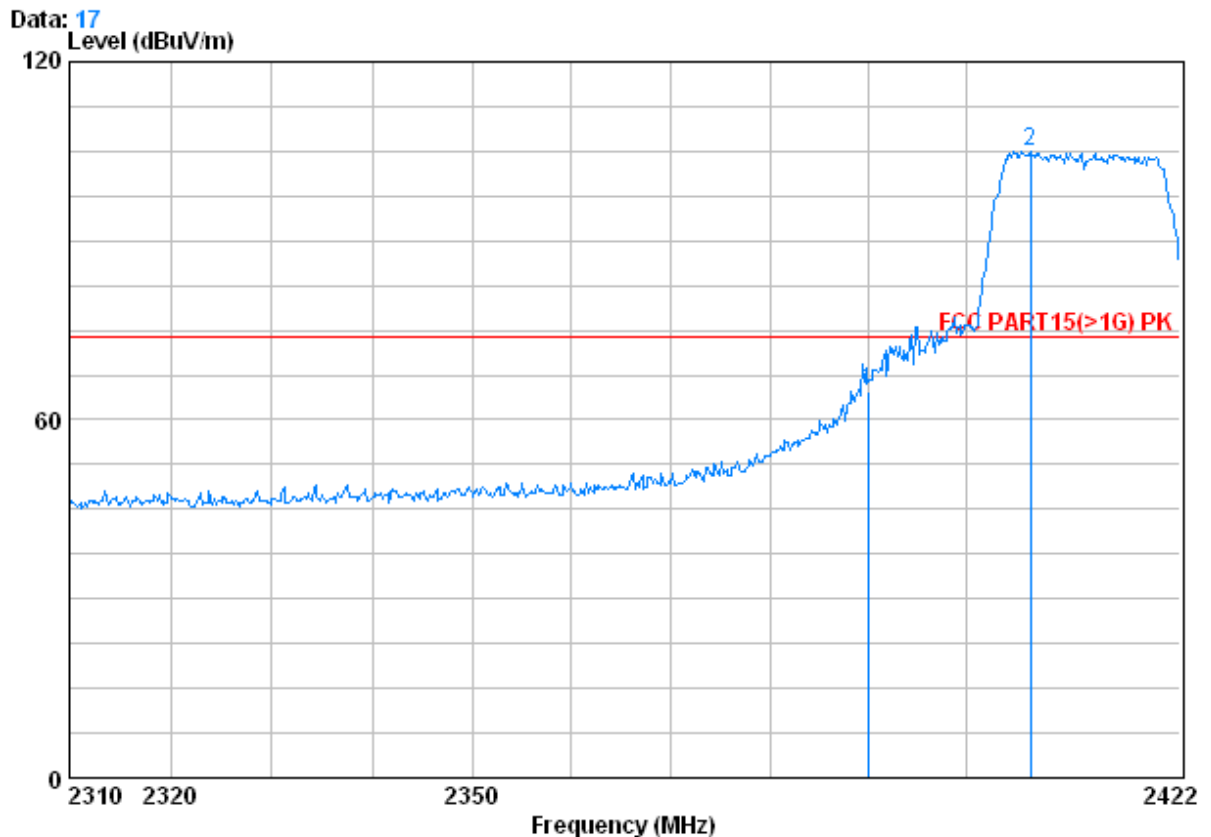
test mode : WIFI B 2462 Bandedge

	Freq	Cable	Antenna	Preamp	Read	Limit	Over
		Loss	Factor	Factor	Level	Line	Limit
	MHz	dB	dB/m	dB	dBuV	dBuV/m	dB
1	2462.500	3.02	32.64	39.91	102.13	97.88	54.00
2	2483.500	3.03	32.67	39.92	50.28	46.06	54.00

"This document is issued by the Company subject to its General Conditions of Service printed overleaf, available on request or accessible at www.sgs.com/terms_and_conditions.htm and, for electronic format documents, subject to Terms and Conditions for Electronic Documents at www.sgs.com/terms_e-document.htm. Attention is drawn to the limitation of liability, indemnification and jurisdiction issues defined therein. Any holder of this document is advised that information contained hereon reflects the Company's findings at the time of its intervention only and within the limits of Client's instructions, if any. The Company's sole responsibility is to its Client and this document does not exonerate parties to a transaction from exercising all their rights and obligations under the transaction documents. This document cannot be reproduced except in full, without prior written approval of the Company. Any unauthorized alteration, forgery or falsification of the content or appearance of this document is unlawful and offenders may be prosecuted to the fullest extent of the law. Unless otherwise stated the results shown in this test report refer only to the sample(s) tested and such sample(s) are retained for 90 days only."



Test mode:	802.11g	Test channel:	Lowest	Remark:	Peak	Vertical
------------	---------	---------------	--------	---------	------	----------



Condition : FCC PART15(>1G) PK 3m VERTICAL

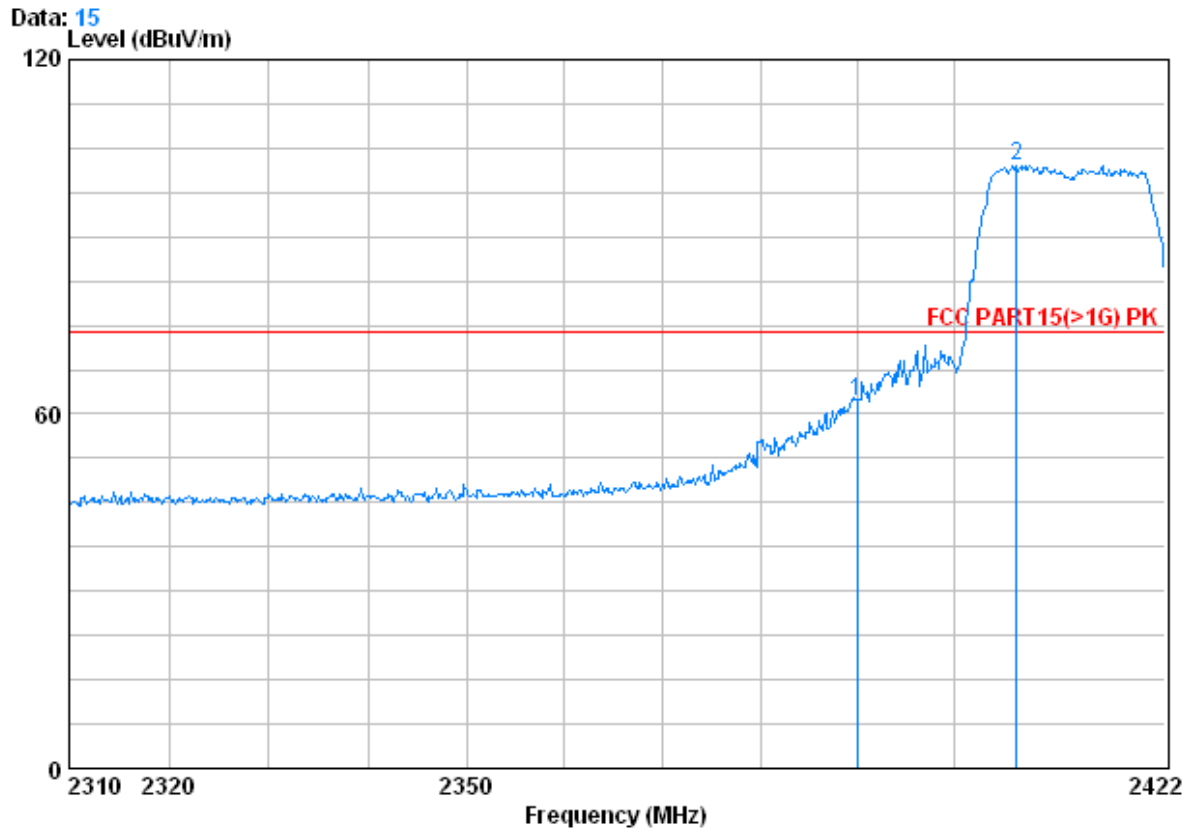
Job No. : 6436RF

test mode : WIFI G 2412 Bandedge

	Freq	Cable	Antenna	Preamp	Read	Limit	Over
		Loss	Factor	Factor	Level	Line	Limit
	MHz	dB	dB/m	dB	dBuV	dBuV/m	dB
1	2390.000	2.98	32.51	39.85	68.95	64.59	-9.41
2 X	2406.656	2.99	32.54	39.86	109.29	104.96	30.96



Test mode:	802.11g	Test channel:	Lowest	Remark:	Peak	Horizontal
------------	---------	---------------	--------	---------	------	------------



Condition : FCC PART15(>1G) PK 3m HORIZONTAL

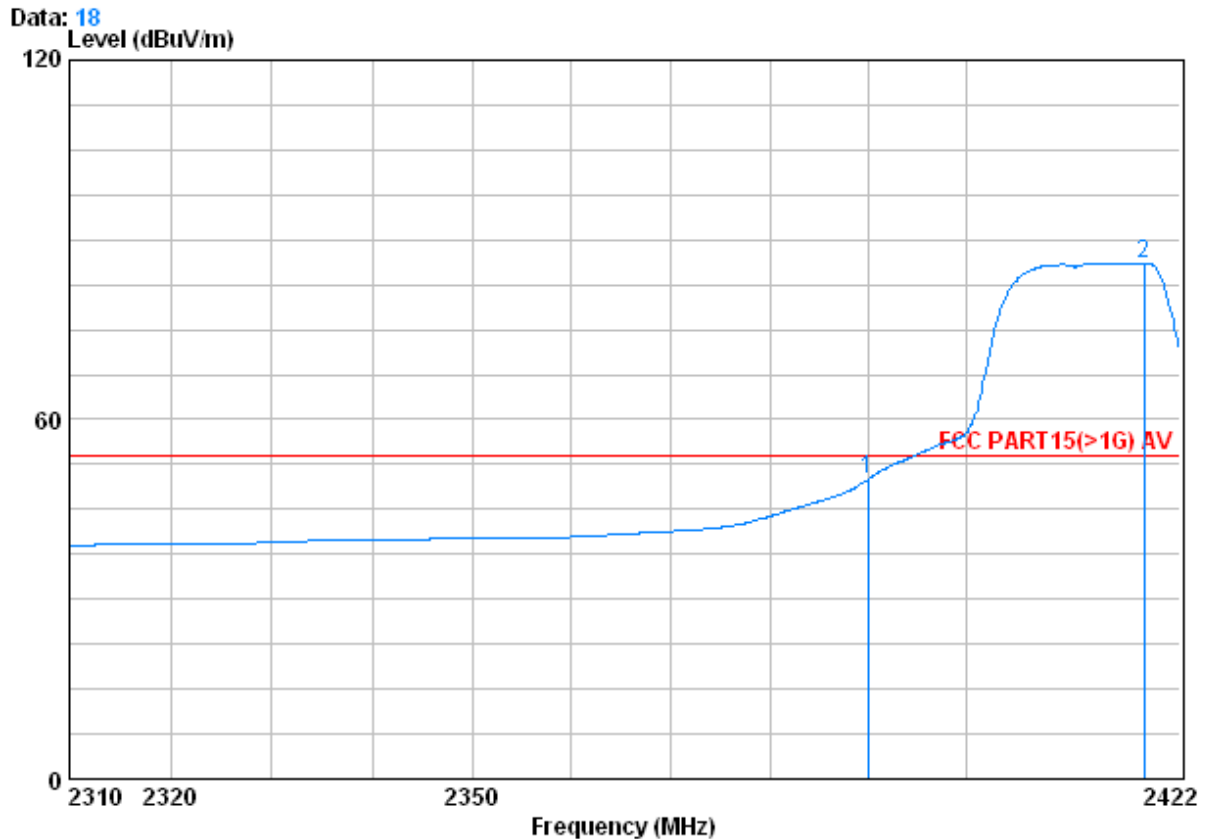
Job No. : 6436RF

test mode : WIFI G 2412 Bandedge

	Freq	Cable	Antenna	Preamp	Read	Limit	Over
		Loss	Factor	Factor	Level	Line	Limit
	MHz	dB	dB/m	dB	dBuV	dBuV/m	dBuV/m
1	2390.000	2.98	32.51	39.85	66.40	62.04	74.00
2 X	2406.544	2.99	32.54	39.86	106.47	102.15	74.00



Test mode:	802.11g	Test channel:	Lowest	Remark:	Average	Vertical
------------	---------	---------------	--------	---------	---------	----------



Condition : FCC PART15(>1G) AV 3m VERTICAL

Job No. : 6436RF

test mode : WIFI G 2412 Bandedge

		CableAntenna			Preamplifier		Read	Limit	Over
	Freq	Loss	Factor	Factor	Level	Level	Line	Limit	
	MHz	dB	dB/m	dB	dBuV	dBuV/m	dBuV/m	dB	
1	2390.000	2.98	32.51	39.85	54.28	49.92	54.00	-4.08	
2 X	2418.304	2.99	32.54	39.88	90.44	86.10	54.00	32.10	

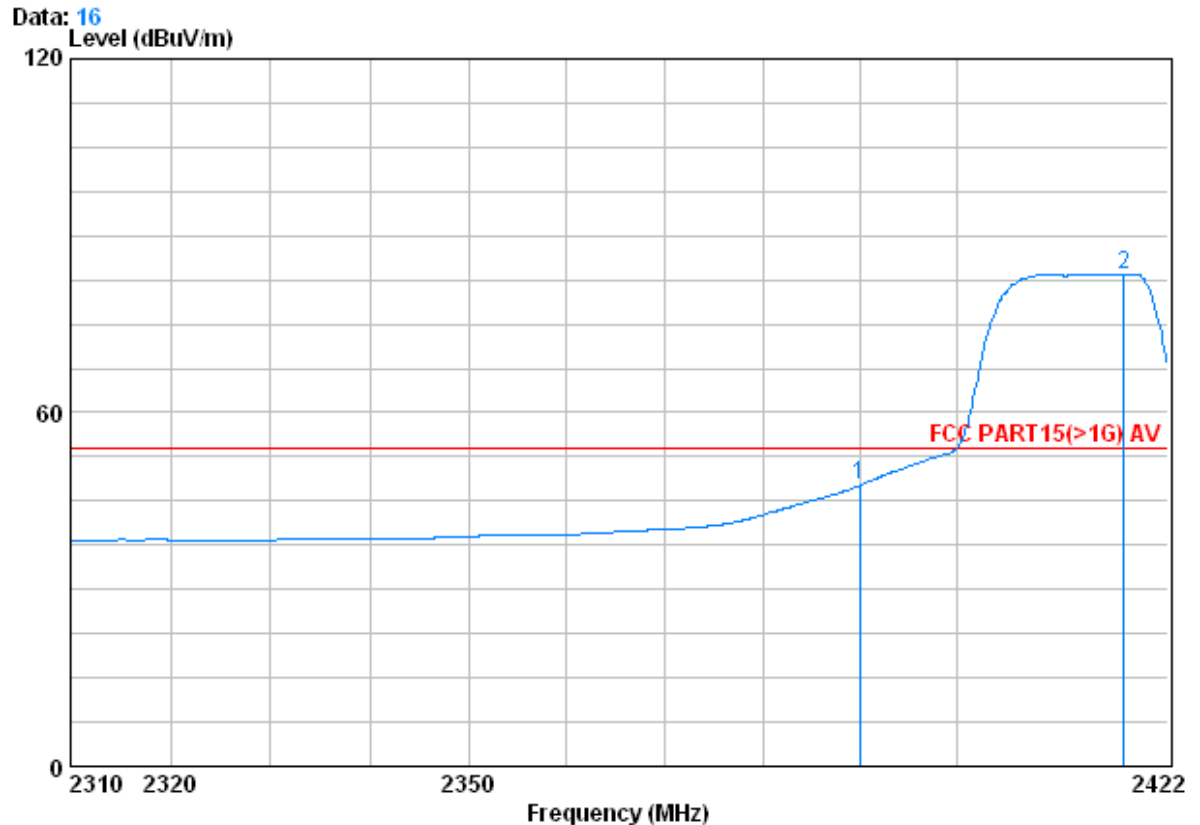


SGS-CSTC Standards Technical Services Co., Ltd.

Report No.: SZEM121100643601

Page: 76 of 96

Test mode:	802.11g	Test channel:	Lowest	Remark:	Average	Horizontal
------------	---------	---------------	--------	---------	---------	------------



Condition : FCC PART15(>1G) AV 3m HORIZONTAL

Job No. : 6436RF

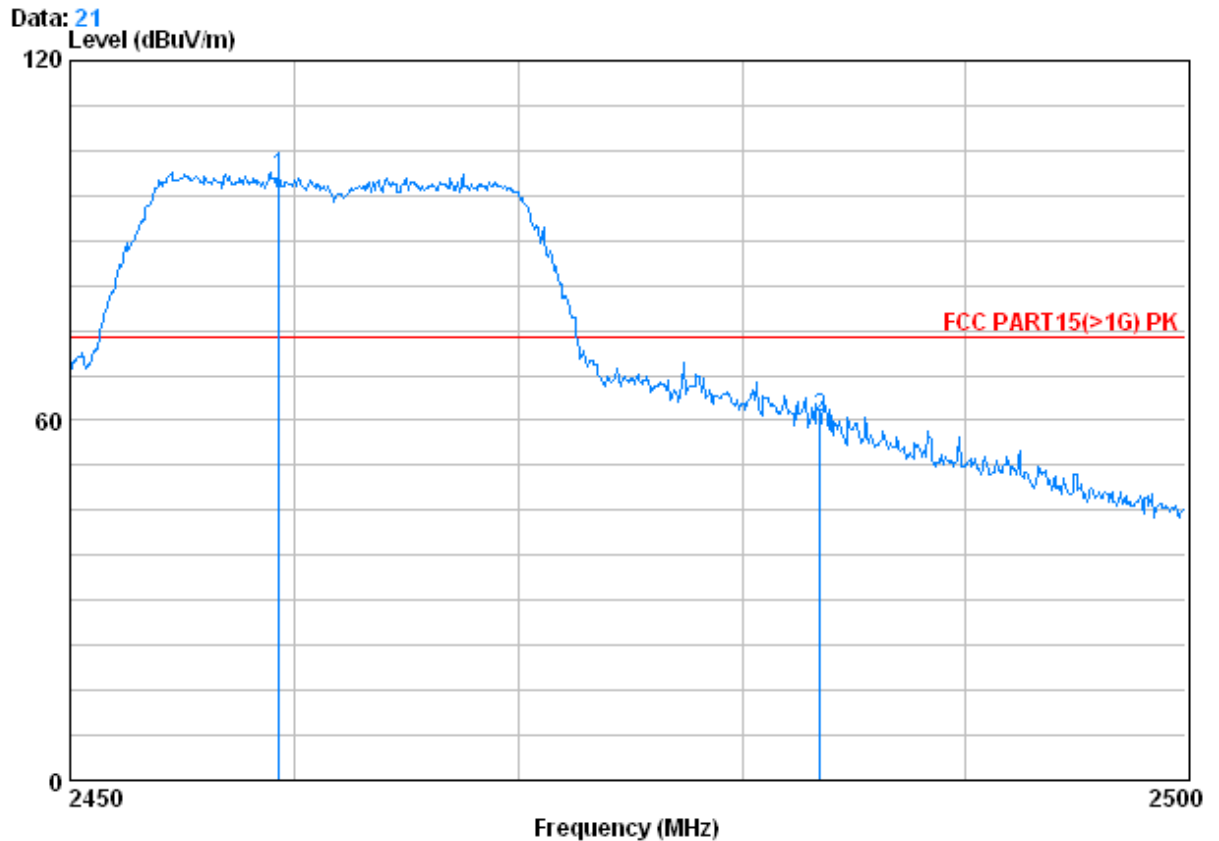
test mode : WIFI G 2412 Bandedge

		CableAntenna Preamp			Read		Limit	Over
	Freq	Loss	Factor	Factor	Level	Level	Line	Limit
	MHz	dB	dB/m	dB	dBuV	dBuV/m	dBuV/m	dB
1	2390.000	2.98	32.51	39.85	51.96	47.61	54.00	-6.39
2 X	2417.408	2.99	32.54	39.88	87.88	83.54	54.00	29.54

"This document is issued by the Company subject to its General Conditions of Service printed overleaf, available on request or accessible at www.sgs.com/terms_and_conditions.htm and, for electronic format documents, subject to Terms and Conditions for Electronic Documents at www.sgs.com/terms_e-document.htm. Attention is drawn to the limitation of liability, indemnification and jurisdiction issues defined therein. Any holder of this document is advised that information contained hereon reflects the Company's findings at the time of its intervention only and within the limits of Client's instructions, if any. The Company's sole responsibility is to its Client and this document does not exonerate parties to a transaction from exercising all their rights and obligations under the transaction documents. This document cannot be reproduced except in full, without prior written approval of the Company. Any unauthorized alteration, forgery or falsification of the content or appearance of this document is unlawful and offenders may be prosecuted to the fullest extent of the law. Unless otherwise stated the results shown in this test report refer only to the sample(s) tested and such sample(s) are retained for 90 days only."



Test mode:	802.11g	Test channel:	Highest	Remark:	Peak	Vertical
------------	---------	---------------	---------	---------	------	----------



Condition : FCC PART15(>1G) PK 3m VERTICAL

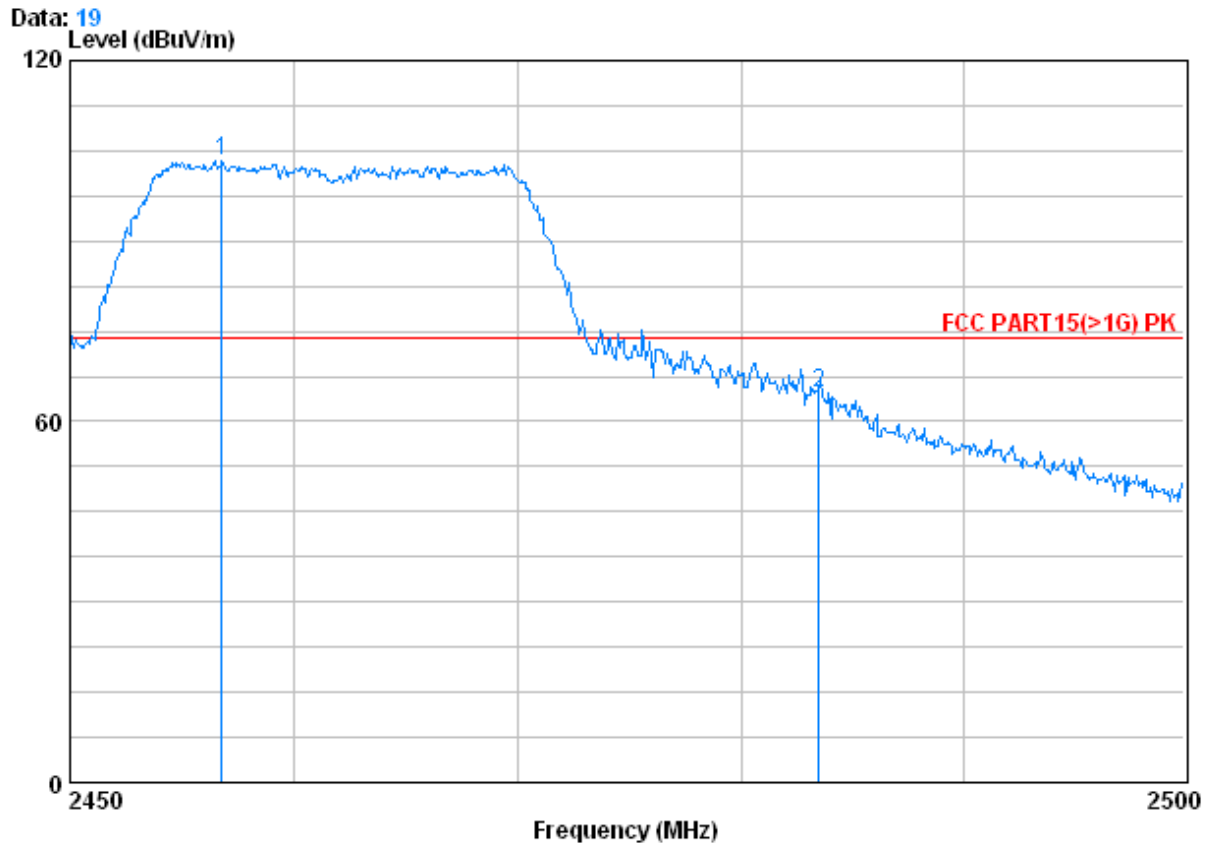
Job No. : 6436RF

test mode : WIFI G 2462 Bandedge

		Cable	Antenna	Preamp	Read		Limit	Over
	Freq	Loss	Factor	Factor	Level	Level	Line	Limit
	MHz	dB	dB/m	dB	dBuV	dBuV/m	dBuV/m	dB
1 X	2459.300	3.02	32.64	39.91	104.79	100.55	74.00	26.55
2	2483.500	3.03	32.67	39.92	64.66	60.44	74.00	-13.56



Test mode:	802.11g	Test channel:	Highest	Remark:	Peak	Horizontal
------------	---------	---------------	---------	---------	------	------------



Condition : FCC PART15(>1G) PK 3m HORIZONTAL

Job No. : 6436RF

test mode : WIFI G 2462 Bandedge

		CableAntenna			Preamp		Read		Limit	Over
		Freq	Loss	Factor	Factor	Level	Level	Level	Line	Limit
		MHz	dB	dB/m	dB	dBuV	dBuV/m	dBuV/m		dB
1	X	2456.750	3.01	32.64	39.91	107.60	103.34	74.00		29.34
2		2483.500	3.03	32.67	39.92	68.87	64.65	74.00		-9.35



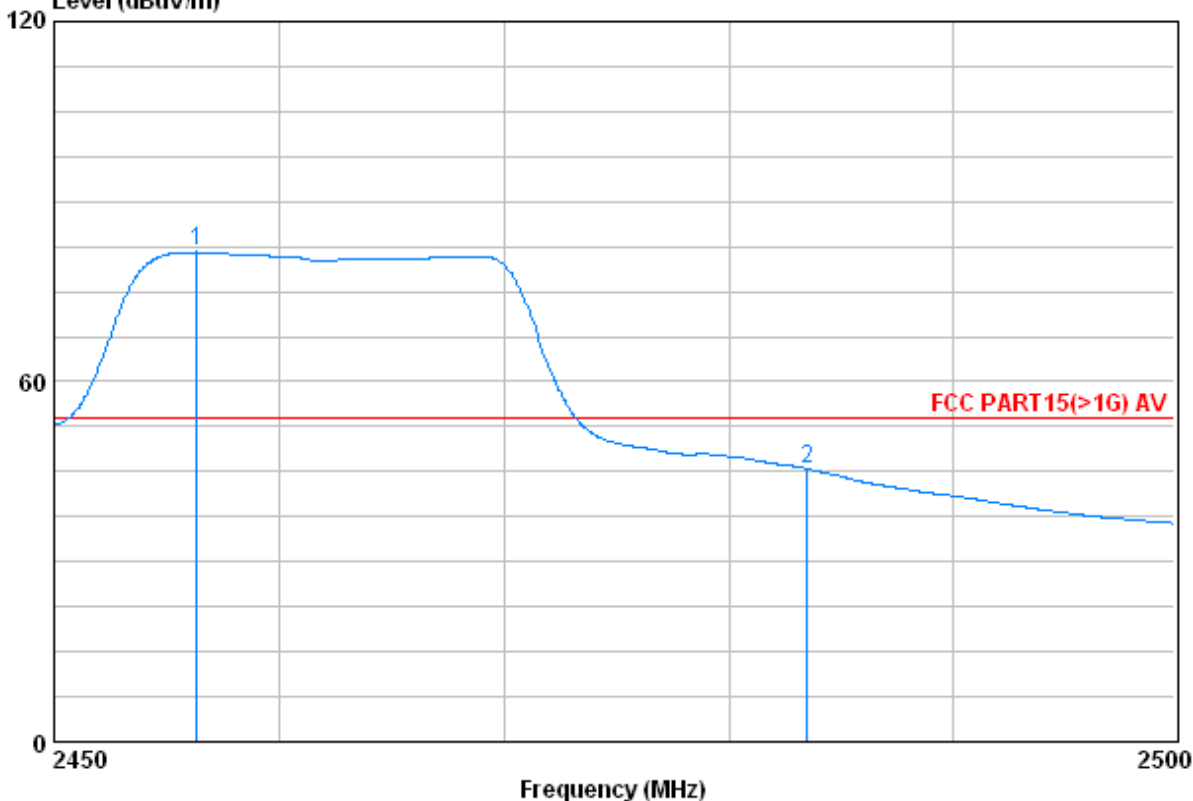
SGS-CSTC Standards Technical Services Co., Ltd.

Report No.: SZEM121100643601

Page: 79 of 96

Test mode:	802.11g	Test channel:	Highest	Remark:	Average	Vertical
------------	---------	---------------	---------	---------	---------	----------

Data: 22
Level (dBuV/m)



Condition : FCC PART15(>1G) AV 3m VERTICAL
Job No. : 6436RF
test mode : WIFI G 2462 Bandedge

		Cable	Antenna	Preamp	Read		Limit	Over
	Freq	Loss	Factor	Factor	Level	Level	Line	Limit
	MHz	dB	dB/m	dB	dBuV	dBuV/m	dBuV/m	dB
1 X	2456.300	3.01	32.64	39.91	85.84	81.58	54.00	27.58
2	2483.500	3.03	32.67	39.92	49.75	45.53	54.00	-8.47

"This document is issued by the Company subject to its General Conditions of Service printed overleaf, available on request or accessible at www.sgs.com/terms_and_conditions.htm and, for electronic format documents, subject to Terms and Conditions for Electronic Documents at www.sgs.com/terms_e-document.htm. Attention is drawn to the limitation of liability, indemnification and jurisdiction issues defined therein. Any holder of this document is advised that information contained hereon reflects the Company's findings at the time of its intervention only and within the limits of Client's instructions, if any. The Company's sole responsibility is to its Client and this document does not exonerate parties to a transaction from exercising all their rights and obligations under the transaction documents. This document cannot be reproduced except in full, without prior written approval of the Company. Any unauthorized alteration, forgery or falsification of the content or appearance of this document is unlawful and offenders may be prosecuted to the fullest extent of the law. Unless otherwise stated the results shown in this test report refer only to the sample(s) tested and such sample(s) are retained for 90 days only."

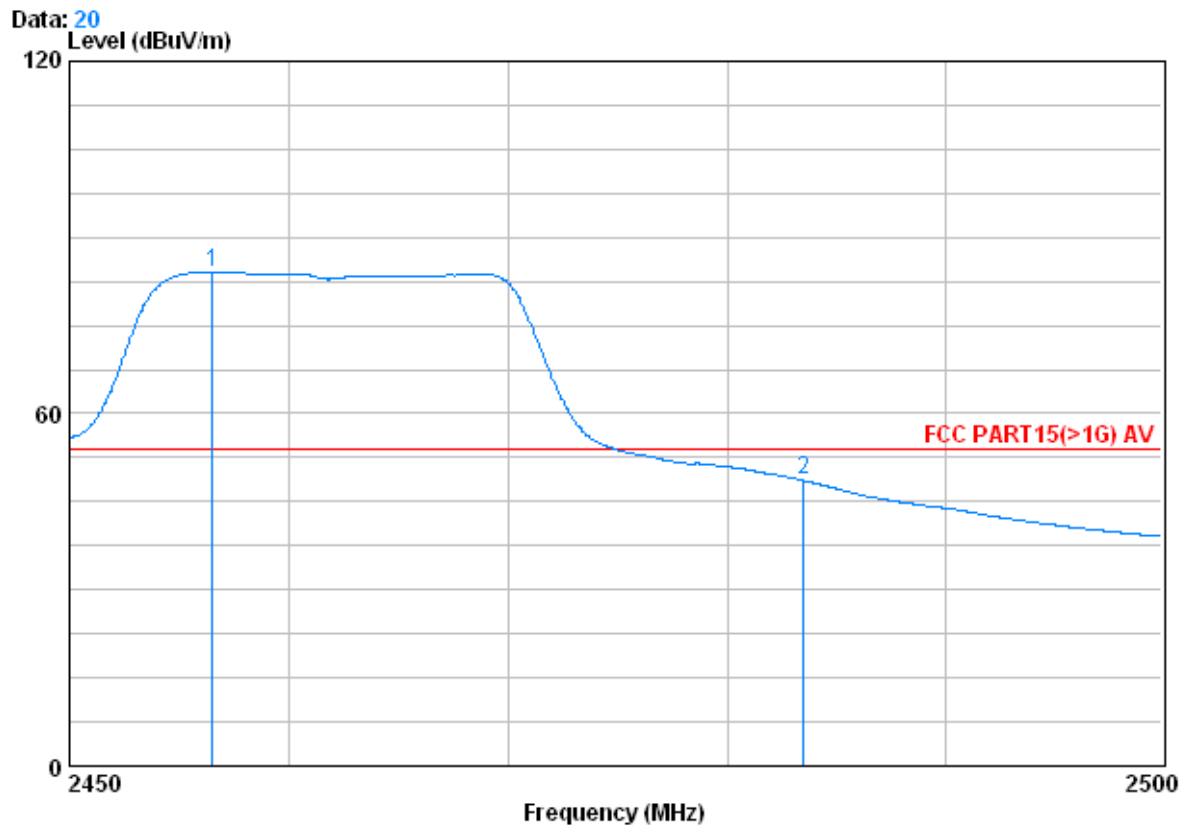


SGS-CSTC Standards Technical Services Co., Ltd.

Report No.: SZEM121100643601

Page: 80 of 96

Test mode:	802.11g	Test channel:	Highest	Remark:	Average	Horizontal
------------	---------	---------------	---------	---------	---------	------------



Condition : FCC PART15(>1G) AV 3m HORIZONTAL

Job No. : 6436RF

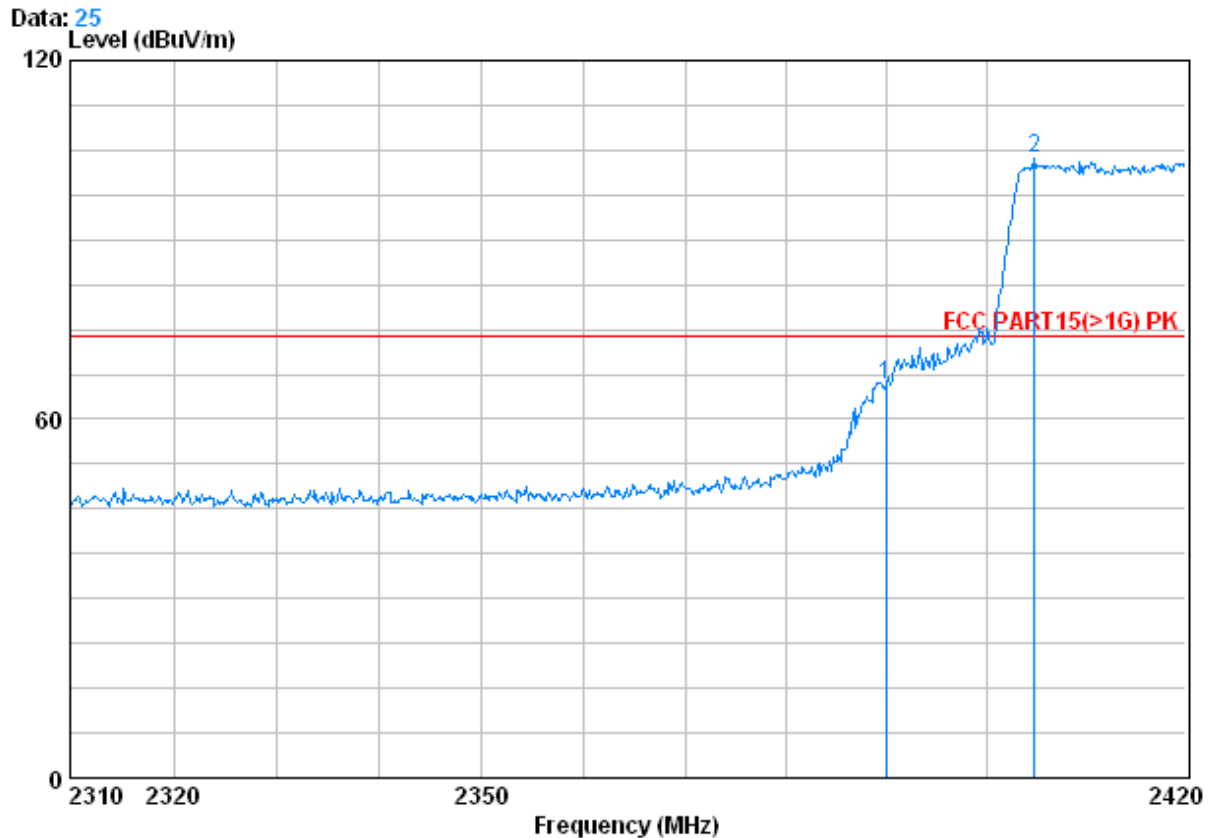
test mode : WIFI G 2462 Bandedge

		Cable	Antenna	Preamp	Read		Limit	Over
	Freq	Loss	Factor	Factor	Level	Level	Line	Limit
	MHz	dB	dB/m	dB	dBuV	dBuV/m	dBuV/m	dB
1 X	2456.500	3.01	32.64	39.91	88.39	84.13	54.00	30.13
2	2483.500	3.03	32.67	39.92	52.86	48.64	54.00	-5.36

"This document is issued by the Company subject to its General Conditions of Service printed overleaf, available on request or accessible at www.sgs.com/terms_and_conditions.htm and, for electronic format documents, subject to Terms and Conditions for Electronic Documents at www.sgs.com/terms_e-document.htm. Attention is drawn to the limitation of liability, indemnification and jurisdiction issues defined therein. Any holder of this document is advised that information contained hereon reflects the Company's findings at the time of its intervention only and within the limits of Client's instructions, if any. The Company's sole responsibility is to its Client and this document does not exonerate parties to a transaction from exercising all their rights and obligations under the transaction documents. This document cannot be reproduced except in full, without prior written approval of the Company. Any unauthorized alteration, forgery or falsification of the content or appearance of this document is unlawful and offenders may be prosecuted to the fullest extent of the law. Unless otherwise stated the results shown in this test report refer only to the sample(s) tested and such sample(s) are retained for 90 days only."



Test mode:	802.11n(HT20).	Test channel:	Lowest	Remark:	Peak	Vertical
------------	----------------	---------------	--------	---------	------	----------



Condition : FCC PART15(>1G) PK 3m VERTICAL

Job No. : 6436RF

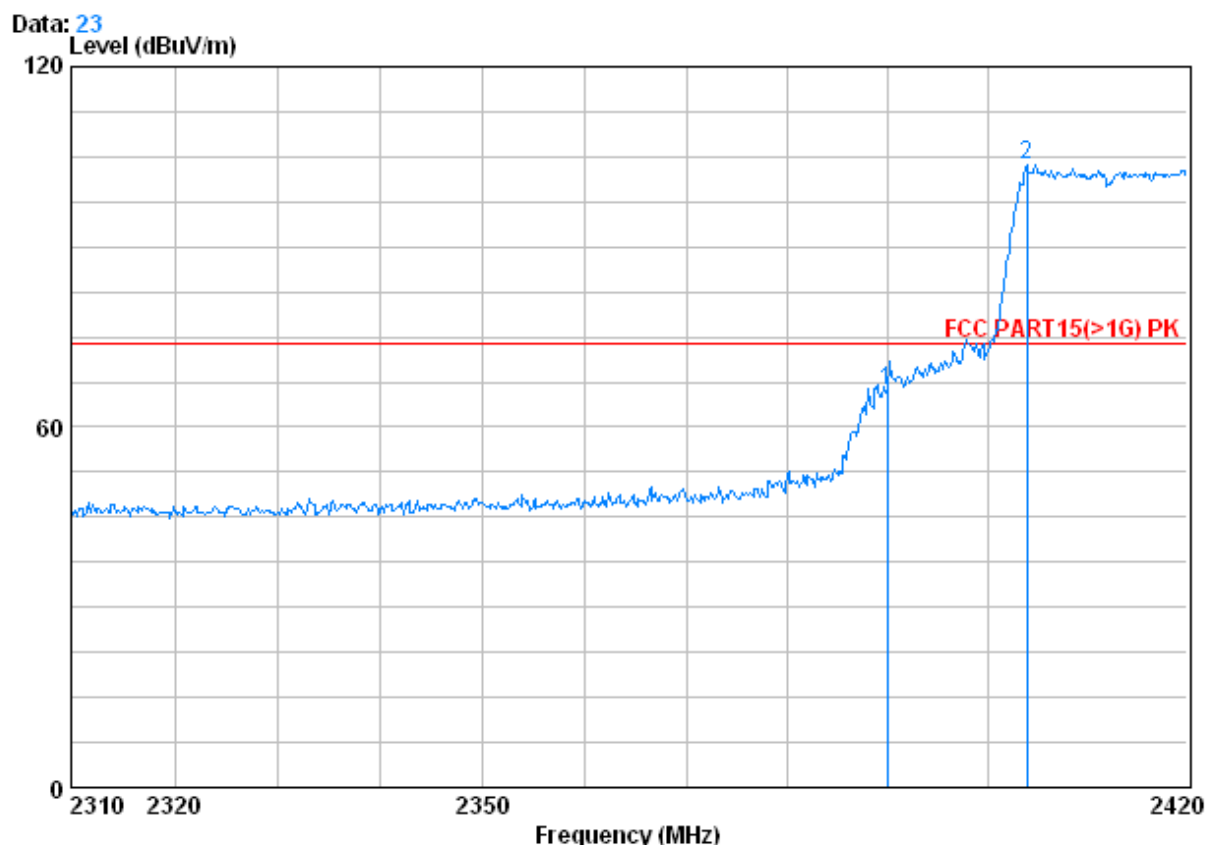
test mode : WIFI N(HT20) 2412 Bandedge

		CableAntenna			Preamp		Read	Limit	Over
	Freq	Loss	Factor	Factor	Level	Level	Level	Line	Limit
	MHz	dB	dB/m	dB	dBuV	dBuV/m	dBuV/m		dB
1	2390.000	2.98	32.51	39.85	69.98	65.62	74.00	-8.38	
2 X	2404.820	2.99	32.54	39.86	107.82	103.49	74.00	29.49	





Test mode:	802.11n(HT20).	Test channel:	Lowest	Remark:	Peak	Horizontal
------------	----------------	---------------	--------	---------	------	------------

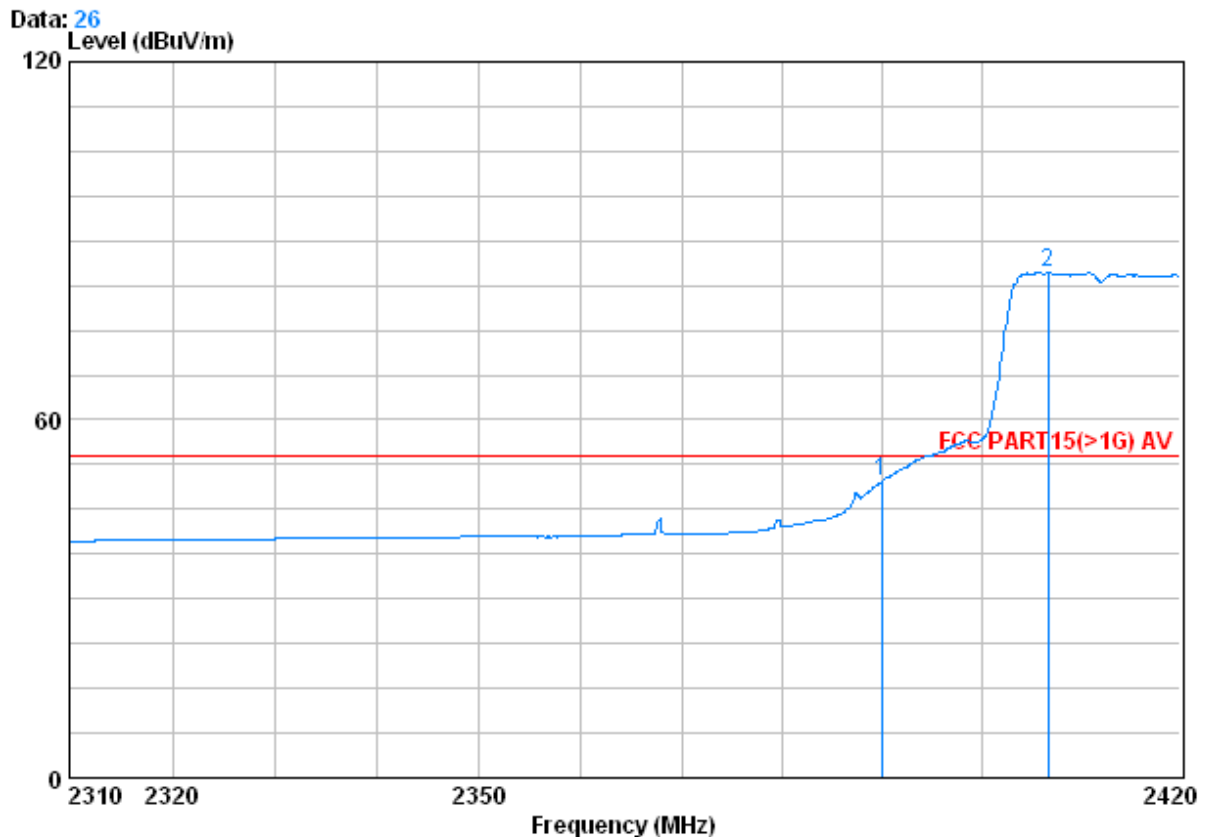


Condition : FCC PART15(>1G) PK 3m HORIZONTAL
 Job No. : 6436RF
 test mode : WIFI N(HT20) 2412 Bandedge

	Freq	Cable Loss	Antenna Factor	Preamplifier Factor	Read Level	Level	Limit	Over Limit
	MHz	dB	dB/m	dB	dBuV	dBuV/m	dBuV/m	dB
1	2390.000	2.98	32.51	39.85	70.49	66.14	74.00	-7.86
2	2403.940	2.99	32.54	39.86	108.08	103.75	74.00	29.75



Test mode:	802.11n(HT20).	Test channel:	Lowest	Remark:	Average	Vertical
------------	----------------	---------------	--------	---------	---------	----------



Condition : FCC PART15(>1G) AV 3m VERTICAL

Job No. : 6436RF

test mode : WIFI N(HT20) 2412 Bandedge

	Freq	Cable	Antenna	Preamp	Read	Limit	Over
		Loss	Factor	Factor	Level	Line	Limit
	MHz	dB	dB/m	dB	dBuV	dBuV/m	dB
1	2390.000	2.98	32.51	39.85	54.01	49.66	54.00 -4.34
2 0	2406.690	2.99	32.54	39.86	89.01	84.68	54.00 30.68

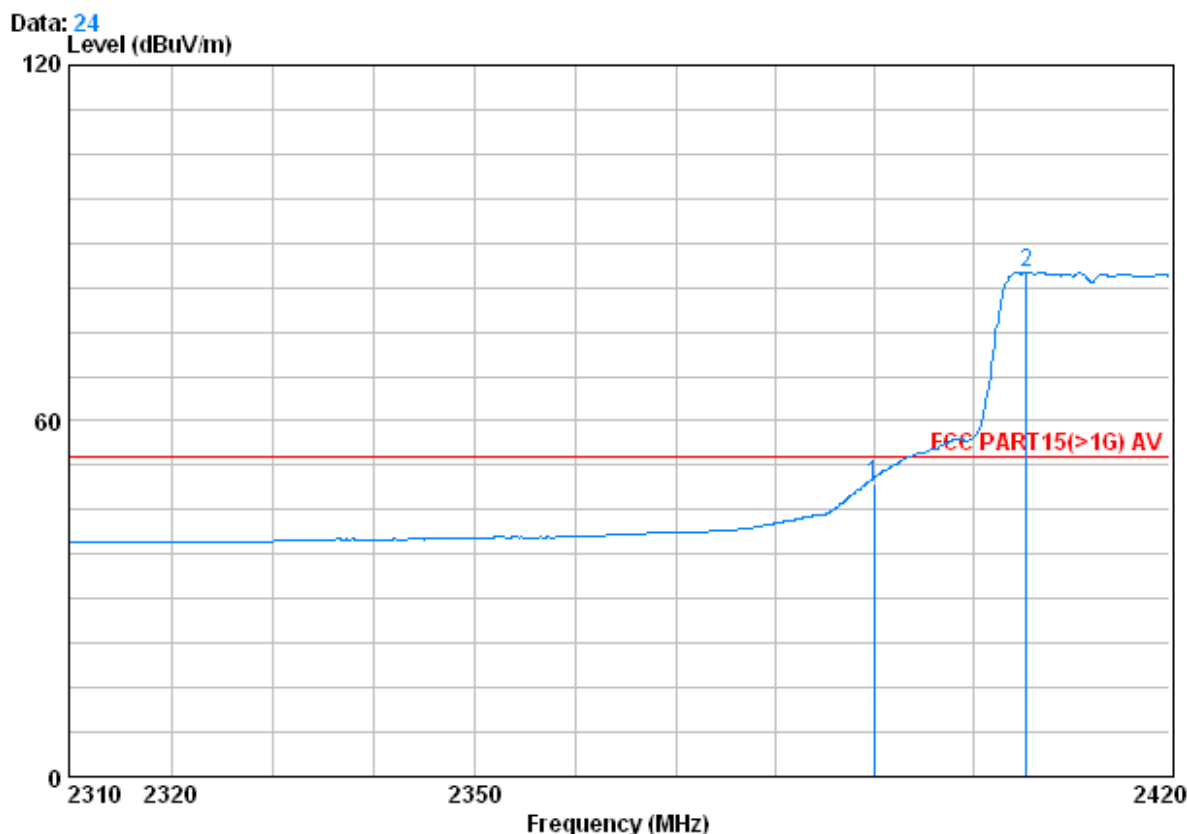


SGS-CSTC Standards Technical Services Co., Ltd.

Report No.: SZEM121100643601

Page: 84 of 96

Test mode:	802.11n(HT20).	Test channel:	Lowest	Remark:	Average	Horizontal
------------	----------------	---------------	--------	---------	---------	------------



Condition : FCC PART15(>1G) AV 3m HORIZONTAL

Job No. : 6436RF

test mode : WIFI N(HT20) 2412 Bandedge

	Freq	Cable	Antenna	Preamp	Read	Limit	Over
		Loss	Factor	Factor	Level	Line	Limit
	MHz	dB	dB/m	dB	dBuV	dBuV/m	dB
1	2390.000	2.98	32.51	39.85	53.86	49.50	54.00
2 @	2405.370	2.99	32.54	39.86	89.38	85.06	54.00

"This document is issued by the Company subject to its General Conditions of Service printed overleaf, available on request or accessible at www.sgs.com/terms_and_conditions.htm and, for electronic format documents, subject to Terms and Conditions for Electronic Documents at www.sgs.com/terms_e-document.htm. Attention is drawn to the limitation of liability, indemnification and jurisdiction issues defined therein. Any holder of this document is advised that information contained hereon reflects the Company's findings at the time of its intervention only and within the limits of Client's instructions, if any. The Company's sole responsibility is to its Client and this document does not exonerate parties to a transaction from exercising all their rights and obligations under the transaction documents. This document cannot be reproduced except in full, without prior written approval of the Company. Any unauthorized alteration, forgery or falsification of the content or appearance of this document is unlawful and offenders may be prosecuted to the fullest extent of the law. Unless otherwise stated the results shown in this test report refer only to the sample(s) tested and such sample(s) are retained for 90 days only."

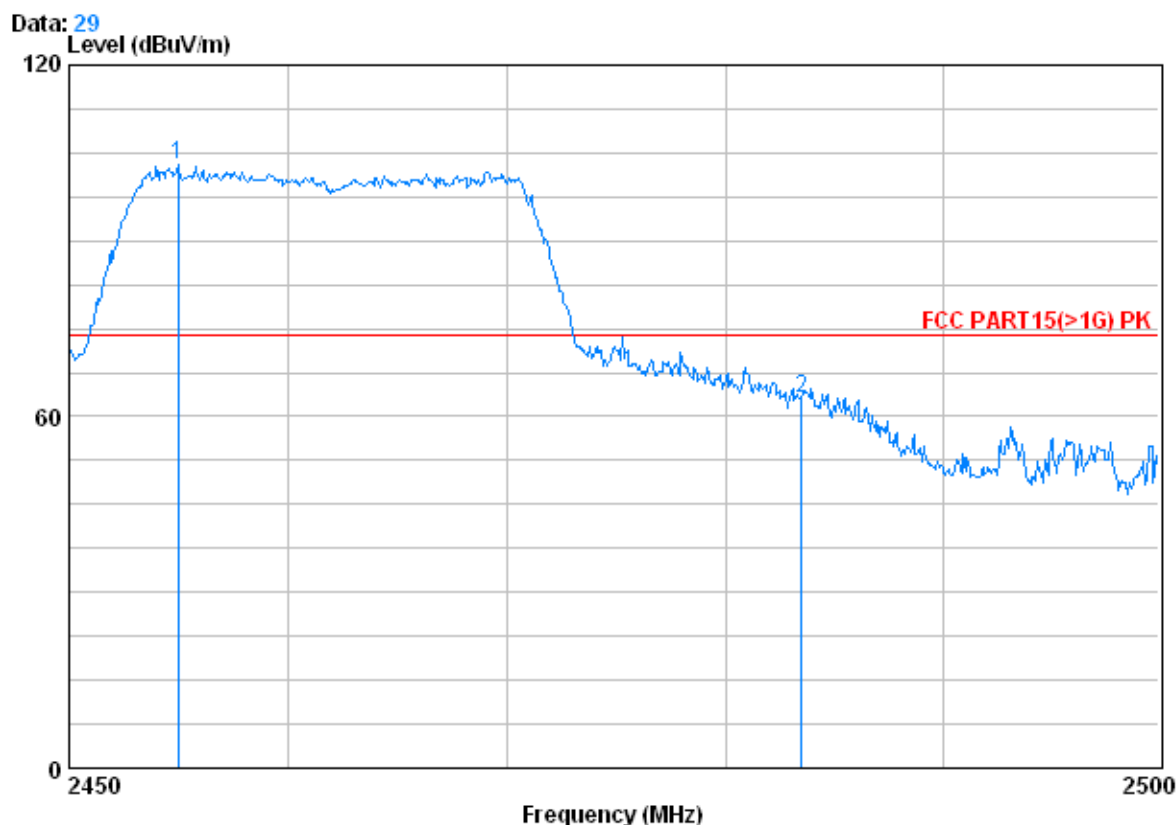


SGS-CSTC Standards Technical Services Co., Ltd.

Report No.: SZEM121100643601

Page: 85 of 96

Test mode:	802.11n(HT20).	Test channel:	Highest	Remark:	Peak	Vertical
------------	----------------	---------------	---------	---------	------	----------



Condition : FCC PART15(>1G) PK 3m VERTICAL

Job No. : 6436RF

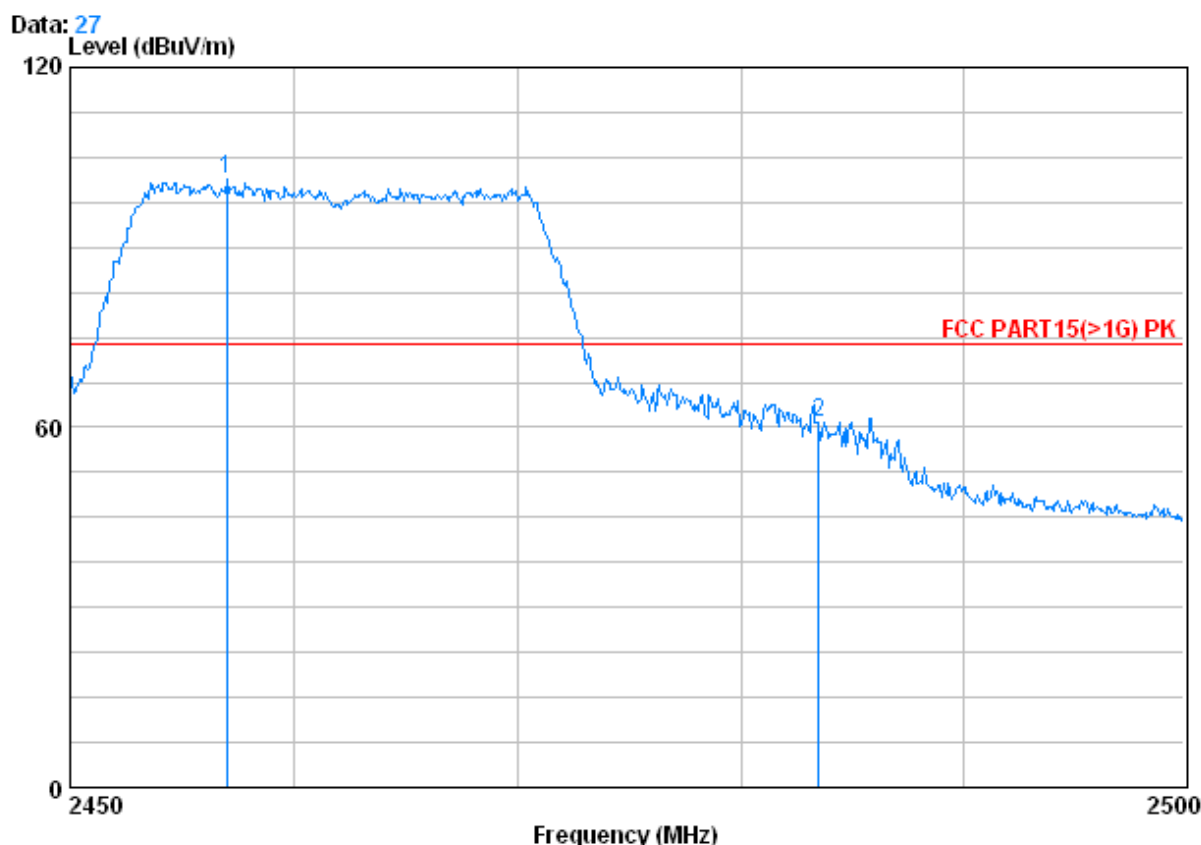
test mode : WIFI N(HT20) 2462 Bandedge

		Cable	Antenna	Preamp	Read		Limit	Over
	Freq	Loss	Factor	Factor	Level	Level	Line	Limit
	MHz	dB	dB/m	dB	dBuV	dBuV/m	dBuV/m	dB
1 X	2454.950	3.01	32.64	39.91	107.17	102.92	74.00	28.92
2	2483.500	3.03	32.67	39.92	67.25	63.03	74.00	-10.97

"This document is issued by the Company subject to its General Conditions of Service printed overleaf, available on request or accessible at www.sgs.com/terms_and_conditions.htm and, for electronic format documents, subject to Terms and Conditions for Electronic Documents at www.sgs.com/terms_e-document.htm. Attention is drawn to the limitation of liability, indemnification and jurisdiction issues defined therein. Any holder of this document is advised that information contained hereon reflects the Company's findings at the time of its intervention only and within the limits of Client's instructions, if any. The Company's sole responsibility is to its Client and this document does not exonerate parties to a transaction from exercising all their rights and obligations under the transaction documents. This document cannot be reproduced except in full, without prior written approval of the Company. Any unauthorized alteration, forgery or falsification of the content or appearance of this document is unlawful and offenders may be prosecuted to the fullest extent of the law. Unless otherwise stated the results shown in this test report refer only to the sample(s) tested and such sample(s) are retained for 90 days only."



Test mode:	802.11n(HT20).	Test channel:	Highest	Remark:	Peak	Horizontal
------------	----------------	---------------	---------	---------	------	------------



Condition : FCC PART15(>1G) PK 3m HORIZONTAL

Job No. : 6436RF

test mode : WIFI N(HT20) 2462 Bandedge

		CableAntenna		Preamp	Read		Limit	Over
	Freq	Loss	Factor	Factor	Level	Level	Line	Limit
	MHz	dB	dB/m	dB	dBuV	dBuV/m	dBuV/m	dB
1 X	2456.950	3.01	32.64	39.91	105.50	101.24	74.00	27.24
2	2483.500	3.03	32.67	39.92	65.18	60.96	74.00	-13.04

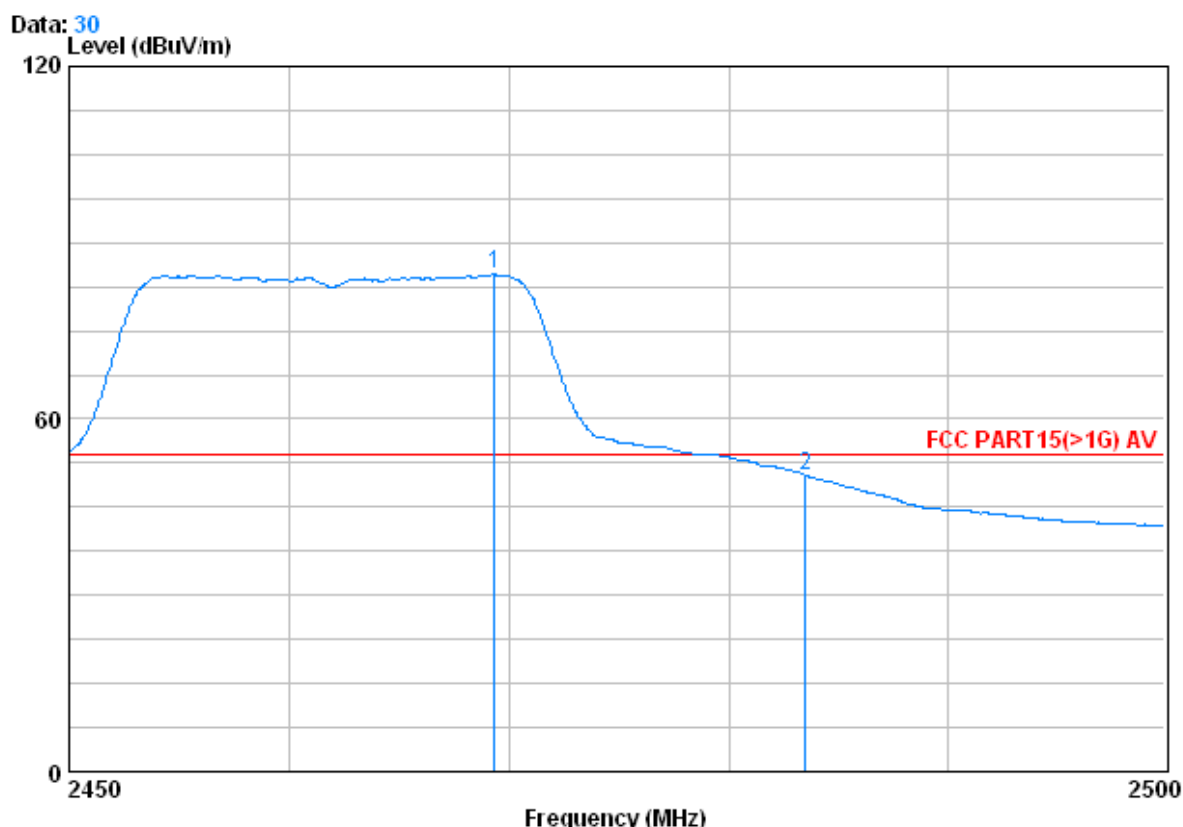


SGS-CSTC Standards Technical Services Co., Ltd.

Report No.: SZEM121100643601

Page: 87 of 96

Test mode:	802.11n(HT20).	Test channel:	Highest	Remark:	Average	Vertical
------------	----------------	---------------	---------	---------	---------	----------



Condition : FCC PART15(>1G) AV 3m VERTICAL

Job No. : 6436RF

test mode : WIFI N(HT20) 2462 Bandedge

		Cable	Antenna	Preamp	Read		Limit	Over
	Freq	Loss	Factor	Factor	Level	Level	Line	Limit
	MHz	dB	dB/m	dB	dBuV	dBuV/m	dBuV/m	dB
1	2469.300	3.02	32.64	39.91	88.85	84.61	54.00	30.61
2	2483.500	3.03	32.67	39.92	54.69	50.47	54.00	-3.53

"This document is issued by the Company subject to its General Conditions of Service printed overleaf, available on request or accessible at www.sgs.com/terms_and_conditions.htm and, for electronic format documents, subject to Terms and Conditions for Electronic Documents at www.sgs.com/terms_e-document.htm. Attention is drawn to the limitation of liability, indemnification and jurisdiction issues defined therein. Any holder of this document is advised that information contained hereon reflects the Company's findings at the time of its intervention only and within the limits of Client's instructions, if any. The Company's sole responsibility is to its Client and this document does not exonerate parties to a transaction from exercising all their rights and obligations under the transaction documents. This document cannot be reproduced except in full, without prior written approval of the Company. Any unauthorized alteration, forgery or falsification of the content or appearance of this document is unlawful and offenders may be prosecuted to the fullest extent of the law. Unless otherwise stated the results shown in this test report refer only to the sample(s) tested and such sample(s) are retained for 90 days only."

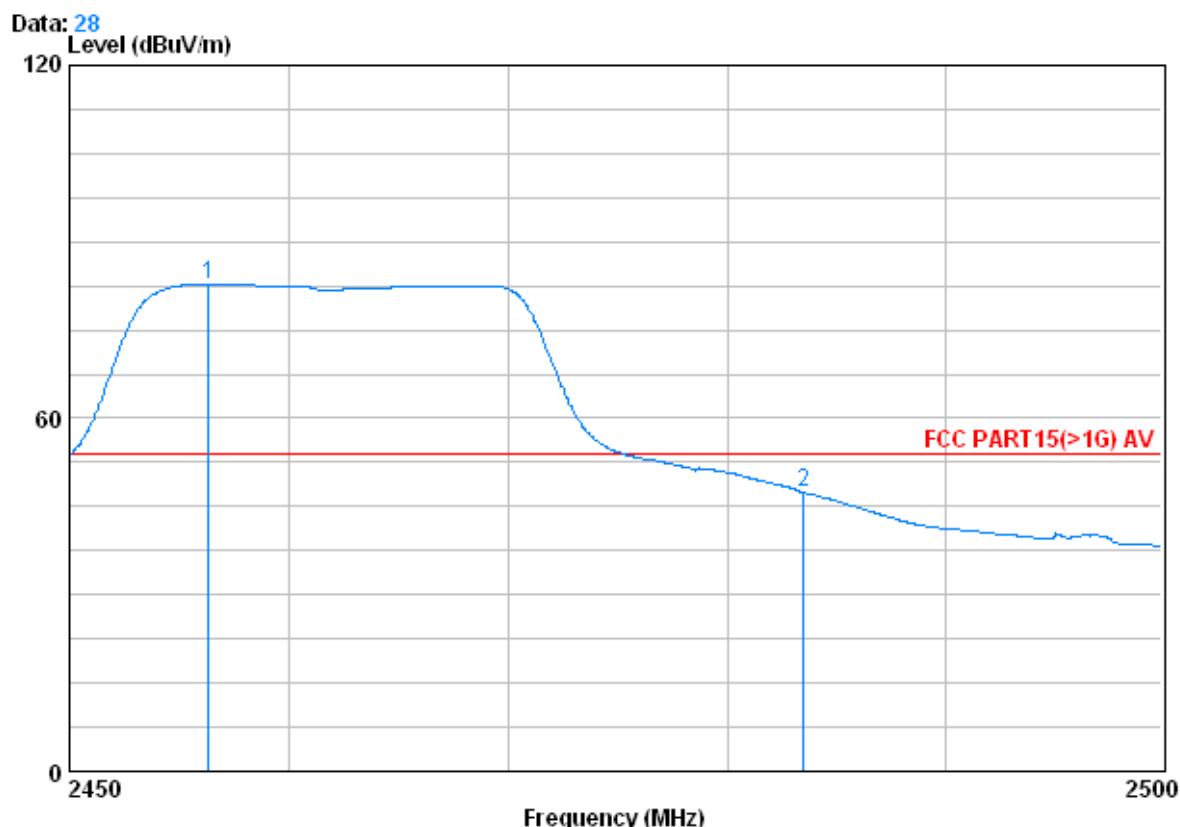


SGS-CSTC Standards Technical Services Co., Ltd.

Report No.: SZEM121100643601

Page: 88 of 96

Test mode:	802.11n(HT20).	Test channel:	Highest	Remark:	Average	Horizontal
------------	----------------	---------------	---------	---------	---------	------------



Condition : FCC PART15(>1G) AV 3m HORIZONTAL

Job No. : 6436RF

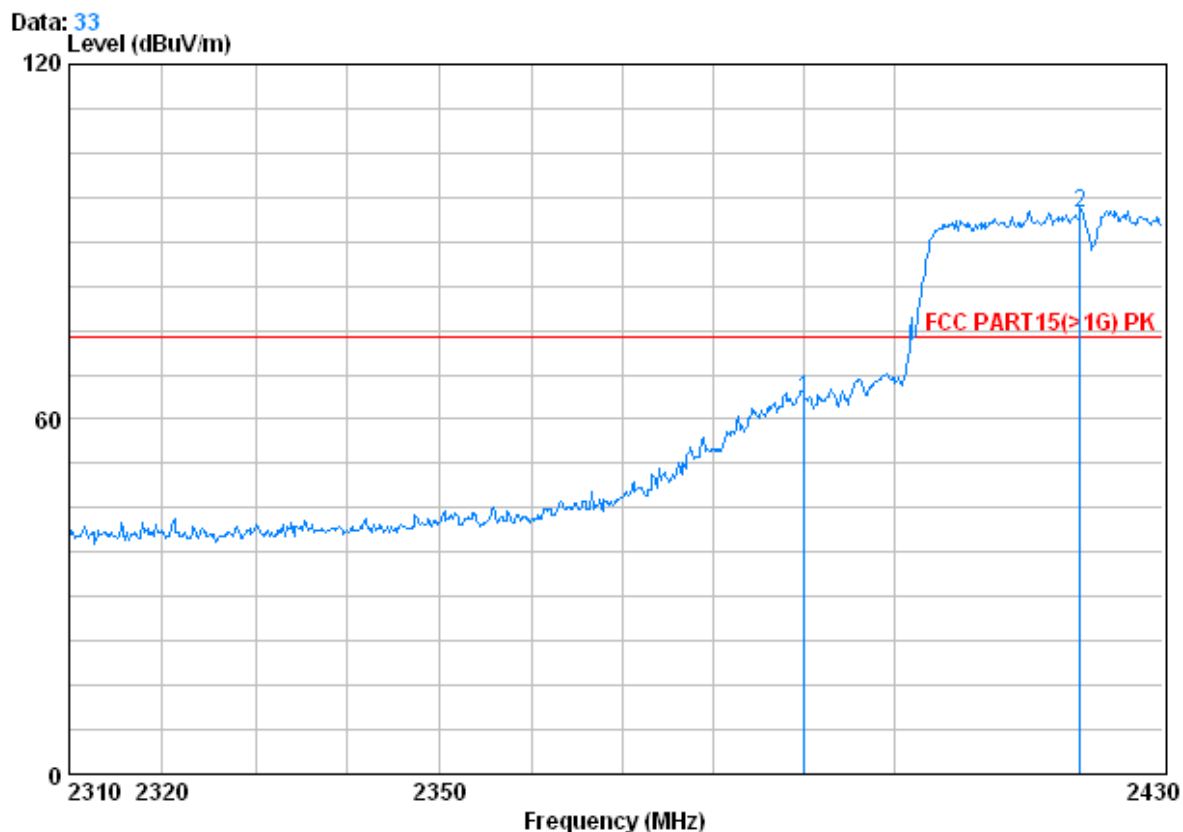
test mode : WIFI N(HT20) 2462 Bandedge

		Cable	Antenna	Preamp	Read		Limit	Over
	Freq	Loss	Factor	Factor	Level	Level	Line	Limit
	MHz	dB	dB/m	dB	dBuV	dBuV/m	dBuV/m	dB
1 X	2456.300	3.01	32.64	39.91	87.09	82.83	54.00	28.83
2	2483.500	3.03	32.67	39.92	51.65	47.43	54.00	-6.57

"This document is issued by the Company subject to its General Conditions of Service printed overleaf, available on request or accessible at www.sgs.com/terms_and_conditions.htm and, for electronic format documents, subject to Terms and Conditions for Electronic Documents at www.sgs.com/terms_e-document.htm. Attention is drawn to the limitation of liability, indemnification and jurisdiction issues defined therein. Any holder of this document is advised that information contained hereon reflects the Company's findings at the time of its intervention only and within the limits of Client's instructions, if any. The Company's sole responsibility is to its Client and this document does not exonerate parties to a transaction from exercising all their rights and obligations under the transaction documents. This document cannot be reproduced except in full, without prior written approval of the Company. Any unauthorized alteration, forgery or falsification of the content or appearance of this document is unlawful and offenders may be prosecuted to the fullest extent of the law. Unless otherwise stated the results shown in this test report refer only to the sample(s) tested and such sample(s) are retained for 90 days only."



Test mode:	802.11n(HT40).	Test channel:	Lowest	Remark:	Peak	Vertical
------------	----------------	---------------	--------	---------	------	----------



Condition : FCC PART15(>1G) PK 3m VERTICAL

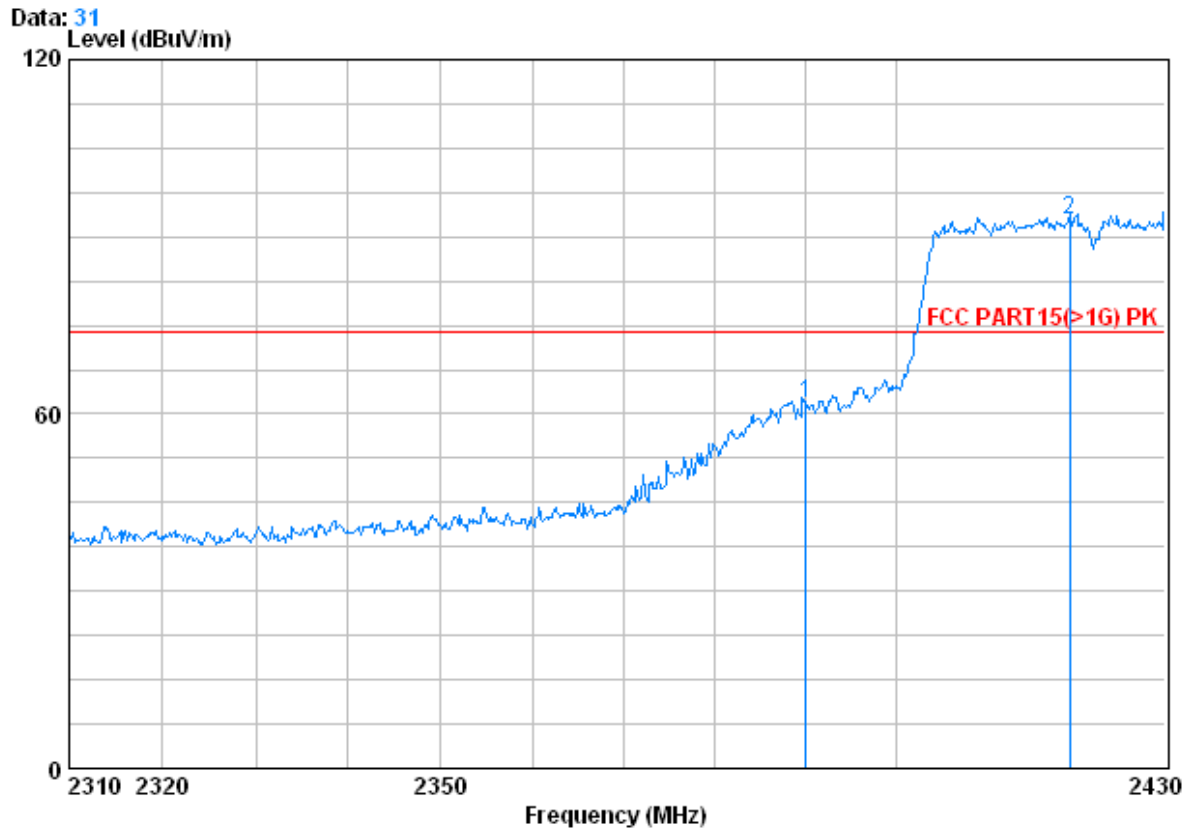
Job No. : 6436RF

test mode : WIFI N(HT40) 2422 Bandedge

	Freq	Cable Loss	Antenna Factor	Preamplifier	Read Level	Level	Limit	Over Limit
	MHz	dB	dB/m	Factor	dBuV	dBuV/m	dBuV/m	dB
1	2390.000	2.98	32.51	39.85	67.88	63.52	74.00	-10.48
2 X	2420.760	2.99	32.58	39.88	99.17	94.86	74.00	20.86



Test mode:	802.11n(HT40).	Test channel:	Lowest	Remark:	Peak	Horizontal
------------	----------------	---------------	--------	---------	------	------------



Condition : FCC PART15(>1G) PK 3m HORIZONTAL

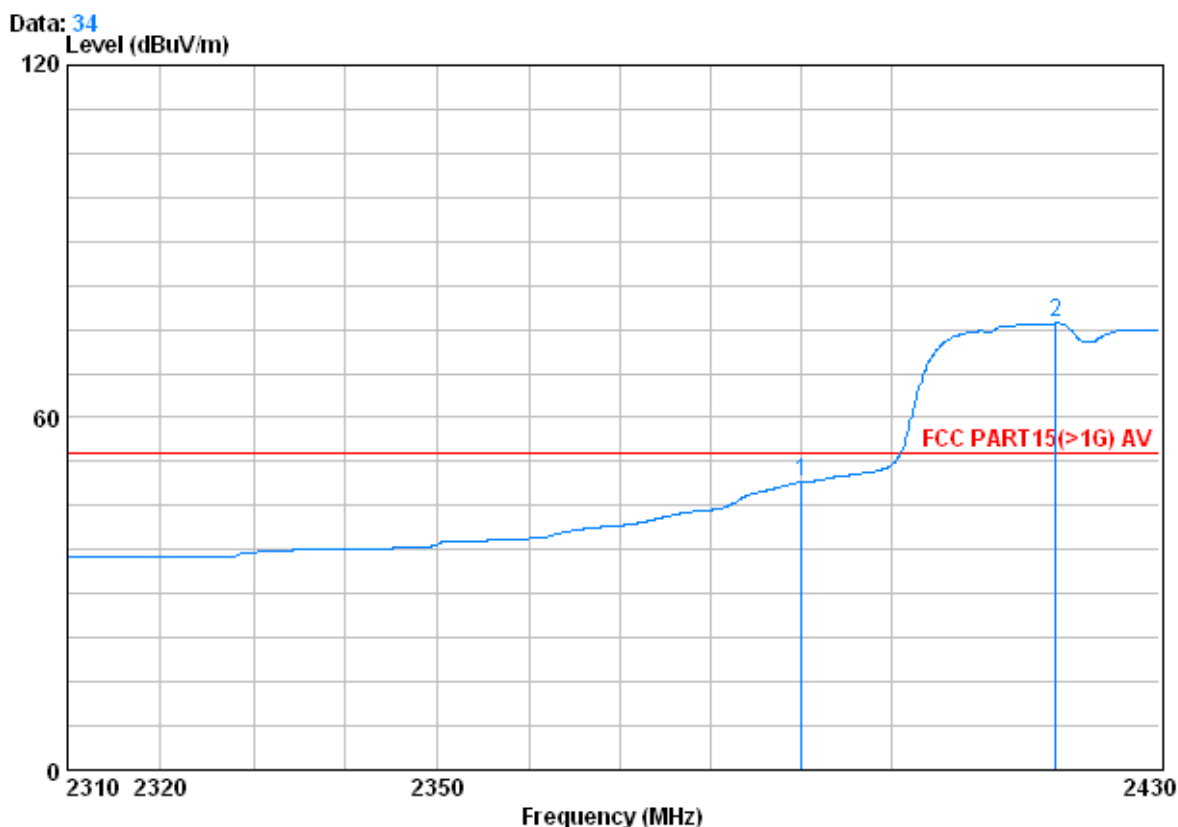
Job No. : 6436RF

test mode : WIFI N(HT40) 2422 Bandedge

	Freq	Cable	Antenna	Preamp	Read	Limit	Over
		Loss	Factor	Factor	Level	Line	Limit
	MHz	dB	dB/m	dB	dBuV	dBuV/m	dB
1	2390.000	2.98	32.51	39.85	66.21	61.86	74.00 -12.14
2 X	2419.320	2.99	32.54	39.88	97.30	92.96	74.00 18.96



Test mode:	802.11n(HT40).	Test channel:	Lowest	Remark:	Average	Vertical
------------	----------------	---------------	--------	---------	---------	----------



Condition : FCC PART15(>1G) AV 3m VERTICAL

Job No. : 6436RF

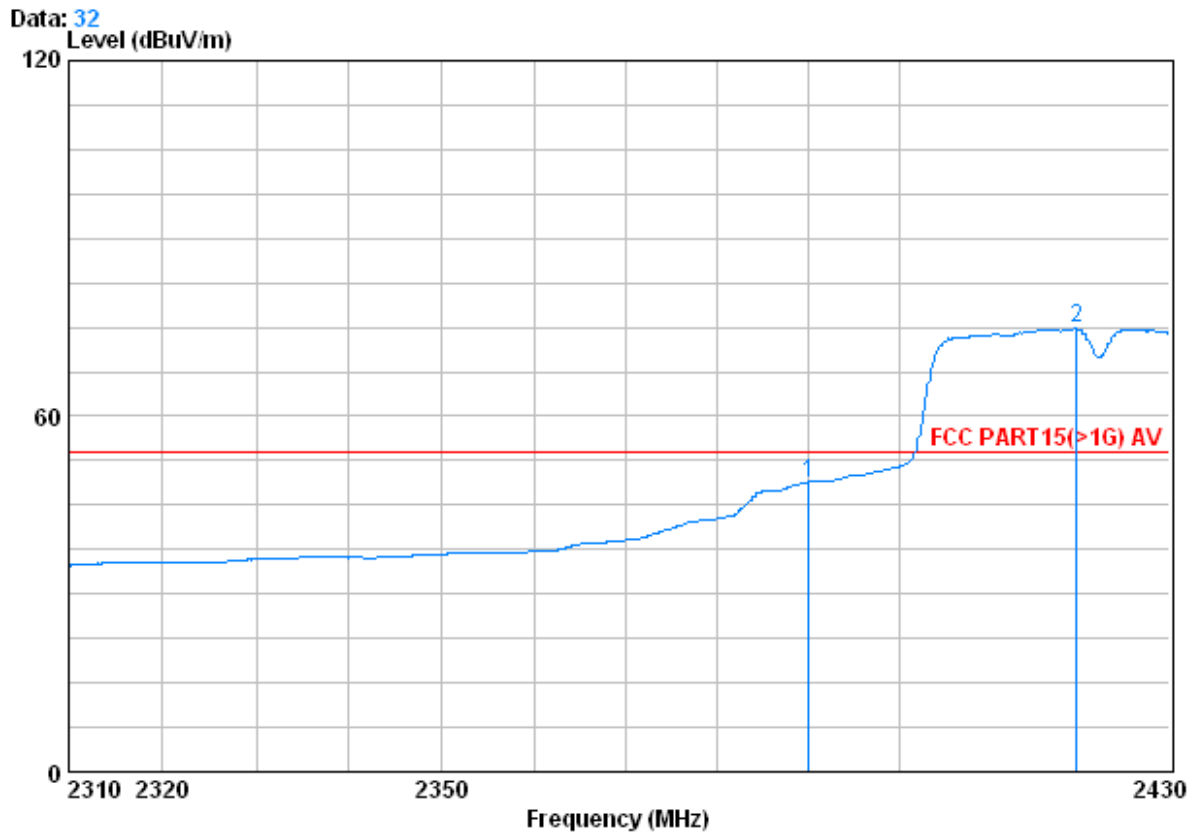
test mode : WIFI N(HT40) 2422 Bandedge

	Freq	Cable	Antenna	Preamp	Read	Limit	Over
		Loss	Factor	Factor	Level	Line	Limit
	MHz	dB	dB/m	dB	dBuV	dBuV/m	dB
1	2390.000	2.98	32.51	39.85	53.39	49.04	-4.96
2 @	2418.360	2.99	32.54	39.88	80.40	76.06	22.06





Test mode:	802.11n(HT40).	Test channel:	Lowest	Remark:	Average	Horizontal
------------	----------------	---------------	--------	---------	---------	------------



Condition : FCC PART15(>1G) AV 3m HORIZONTAL

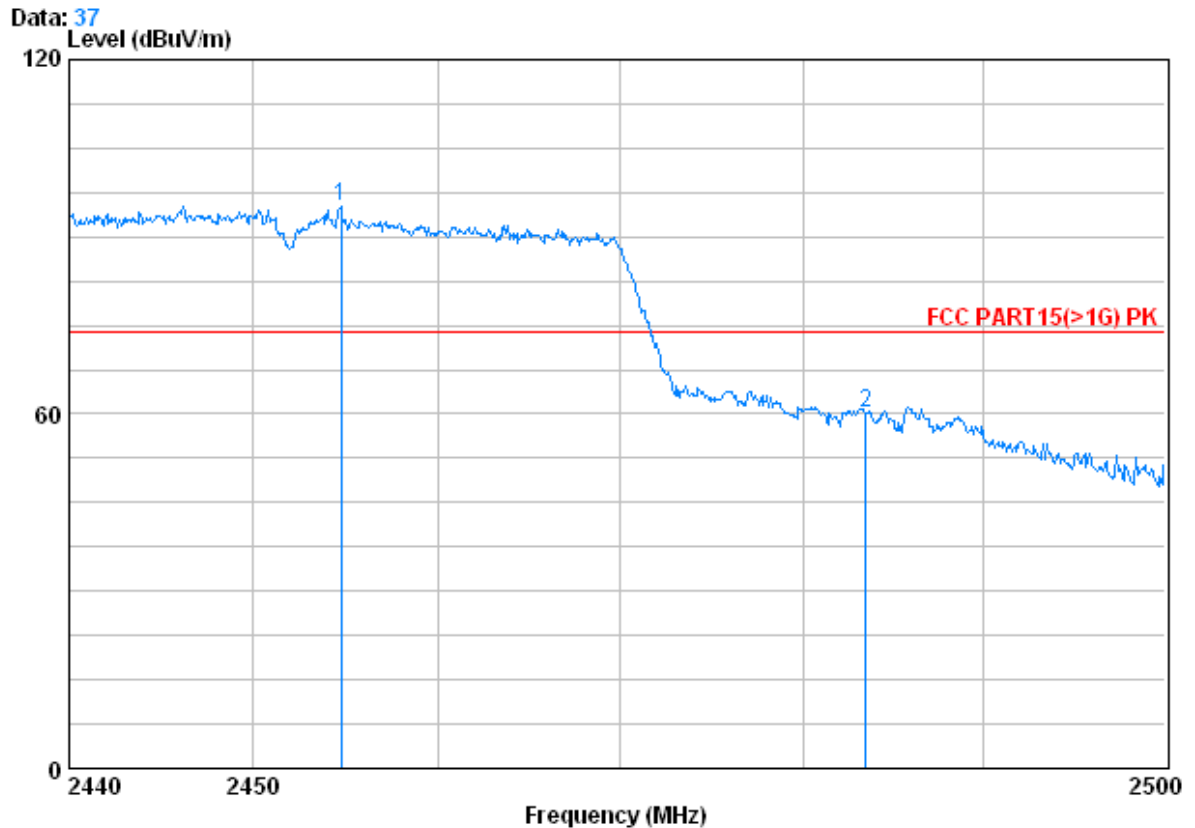
Job No. : 6436RF

test mode : WIFI N(HT40) 2422 Bandedge

		Cable	Antenna	Preamp	Read		Limit	Over
	Freq	Loss	Factor	Factor	Level	Level	Line	Limit
	MHz	dB	dB/m	dB	dBuV	dBuV/m	dBuV/m	dB
1	2390.000	2.98	32.51	39.85	53.19	48.83	54.00	-5.17
2 X	2419.680	2.99	32.58	39.88	79.09	74.78	54.00	20.78



Test mode:	802.11n(HT40).	Test channel:	Highest	Remark:	Peak	Vertical
------------	----------------	---------------	---------	---------	------	----------



Condition : FCC PART15(>1G) PK 3m VERTICAL

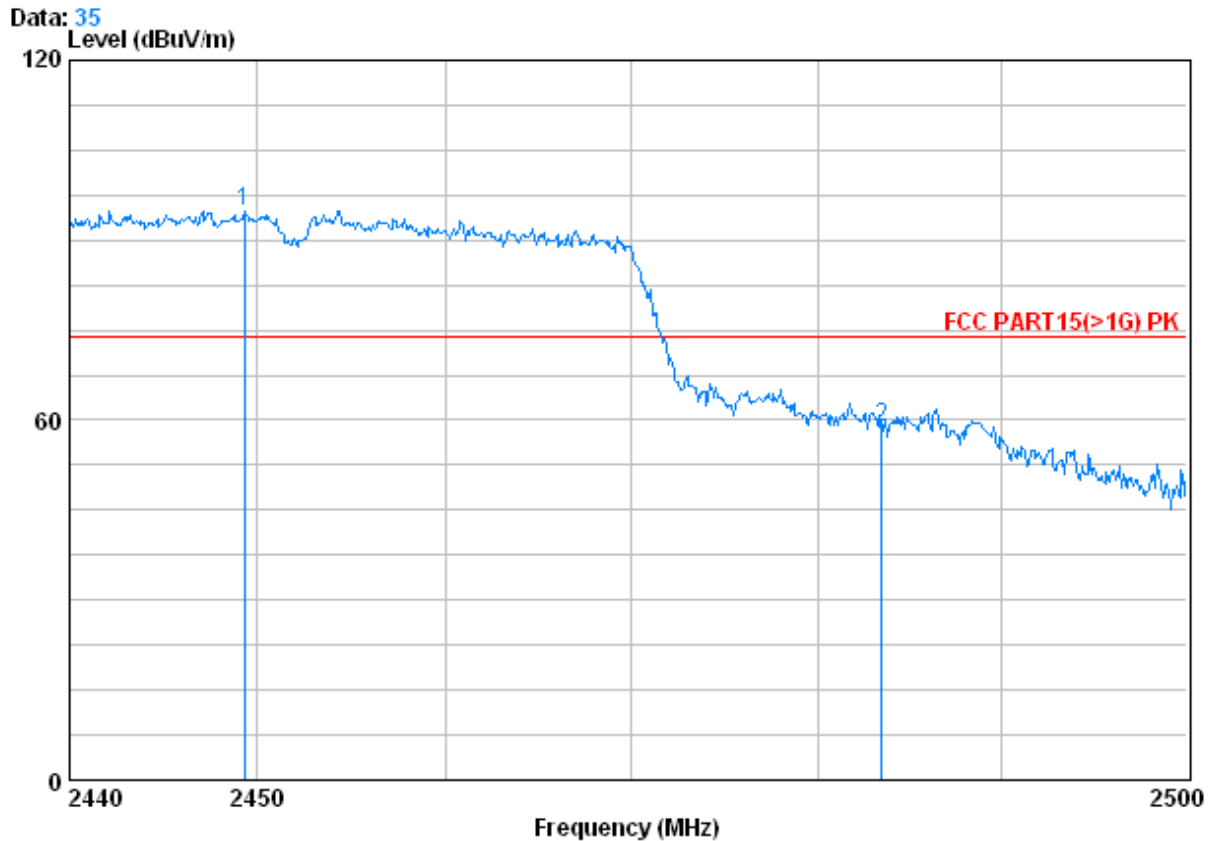
Job No. : 6436RF

test mode : WIFI N(HT40) 2452 Bandedge

		Cable	Antenna	Preamp	Read		Limit	Over
	Freq	Loss	Factor	Factor	Level	Level	Line	Limit
	MHz	dB	dB/m	dB	dBuV	dBuV/m	dBuV/m	dB
1 X	2454.760	3.01	32.64	39.91	99.47	95.21	74.00	21.21
2	2483.500	3.03	32.67	39.92	64.44	60.22	74.00	-13.78



Test mode:	802.11n(HT40).	Test channel:	Highest	Remark:	Peak	Horizontal
------------	----------------	---------------	---------	---------	------	------------



Condition : FCC PART15(>1G) PK 3m HORIZONTAL

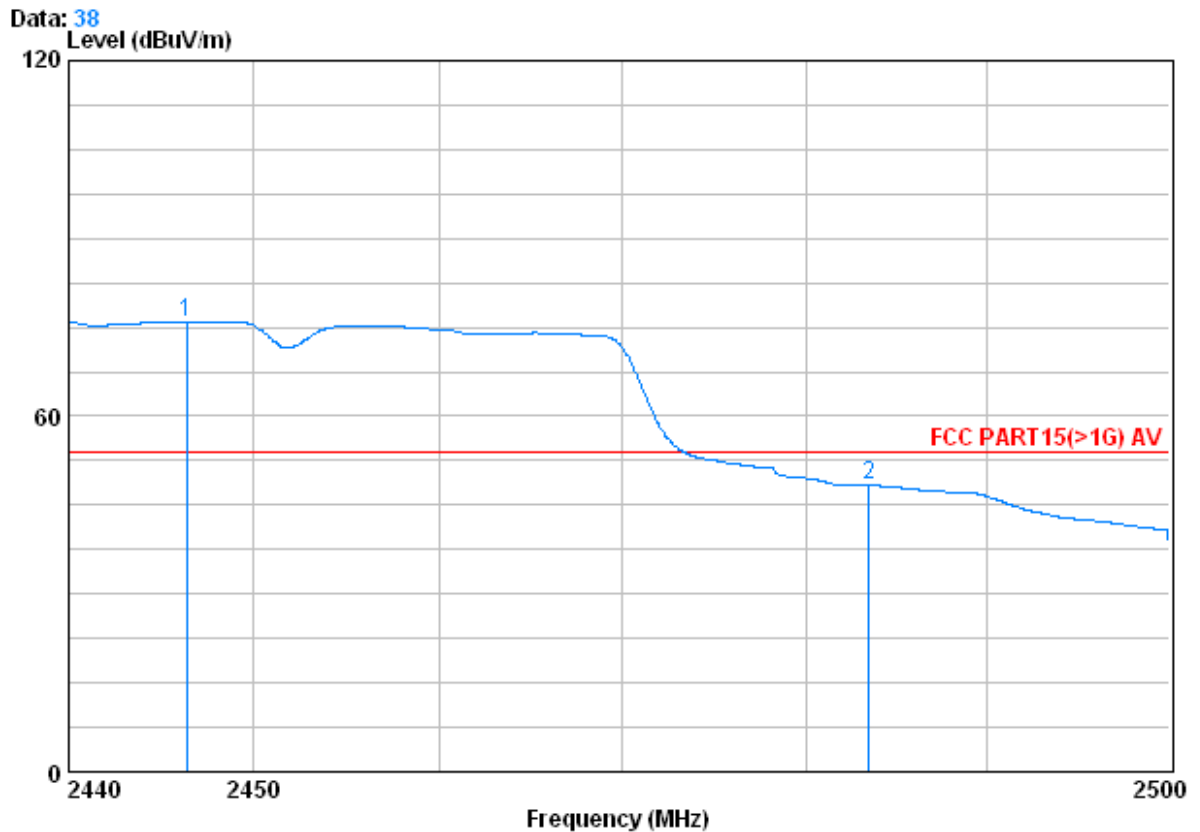
Job No. : 6436RF

test mode : WIFI N(HT40) 2452 Bandedge

		Cable	Antenna	Preamp	Read		Limit	Over
	Freq	Loss	Factor	Factor	Level	Level	Line	Limit
	MHz	dB	dB/m	dB	dBuV	dBuV/m	dBuV/m	dB
1 X	2449.300	3.01	32.61	39.89	99.17	94.90	74.00	20.90
2	2483.500	3.03	32.67	39.92	63.21	58.99	74.00	-15.01



Test mode:	802.11n(HT40).	Test channel:	Highest	Remark:	Average	Vertical
------------	----------------	---------------	---------	---------	---------	----------

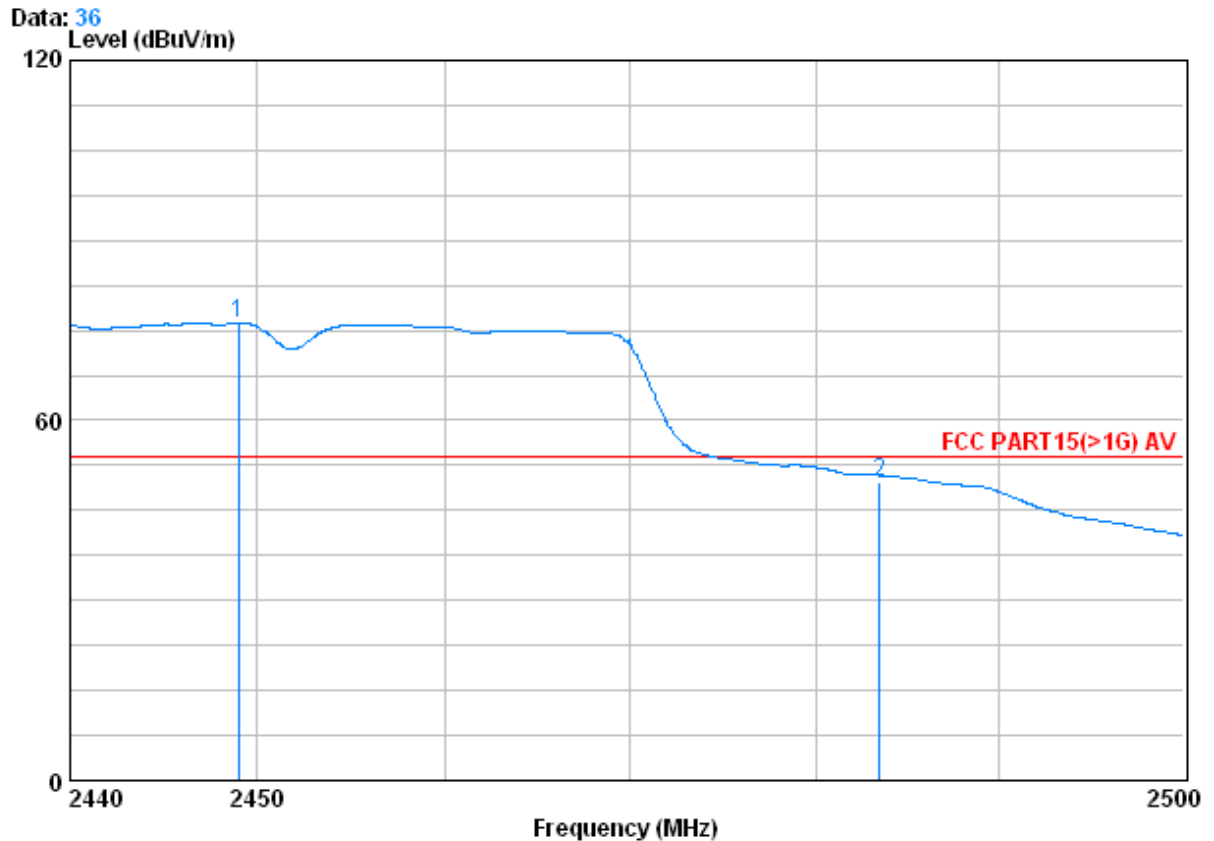


Condition : FCC PART15(>1G) AV 3m VERTICAL
Job No. : 6436RF
test mode : WIFI N(HT40) 2452 Bandedge

		Cable	Antenna	Preamp	Read		Limit	Over
	Freq	Loss	Factor	Factor	Level	Level	Line	Limit
	MHz	dB	dB/m	dB	dBuV	dBuV/m	dBuV/m	dB
1	2446.360	3.01	32.61	39.89	80.28	76.00	54.00	22.00
2	2483.500	3.03	32.67	39.92	52.61	48.39	54.00	-5.61



Test mode:	802.11n(HT40).	Test channel:	Highest	Remark:	Average	Horizontal
------------	----------------	---------------	---------	---------	---------	------------



Condition : FCC PART15(>1G) AV 3m HORIZONTAL

Job No. : 6436RF

test mode : WIFI N(HT40) 2452 Bandedge

	Freq	Cable Loss	Antenna Factor	Preamplifier Factor	Read Level	Level	Limit	Over
	MHz	dB	dB/m	dB	dBuV	dBuV/m	dBuV/m	dB
1 @	2449.000	3.01	32.61	39.89	80.48	76.21	54.00	22.21
2	2483.500	3.03	32.67	39.92	54.06	49.84	54.00	-4.16

Note:

The field strength is calculated by adding the Antenna Factor, Cable Factor & Preamplifier. The basic equation with a sample calculation is as follows:

Final Test Level = Receiver Reading + Antenna Factor + Cable Factor – Preamplifier Factor