

## **EXHIBIT D - TEST SETUP PHOTOGRAPHS**

---

Tested Sample 1:


**Conducted Emissions – Front View**




**Conducted Emissions – Side View**



**Below 1 GHz: Radiated Emissions – Front View**




**Below 1 GHz: Radiated Emissions – Rear View**



**Above 1 GHz: Radiated Emissions – Front View**



**Above 1 GHz: Radiated Emissions – Rear View**





Tested Sample 2:


### **Conducted Emissions – Front View**



### **Conducted Emissions – Side View**




**Below 1 GHz: Radiated Emissions – Front View**



**Below 1 GHz: Radiated Emissions – Rear View**



**Above 1 GHz: Radiated Emissions – Front View**



**Above 1 GHz: Radiated Emissions – Rear View**

