




Photograph 1. Conducted Emissions, Test Setup




Photograph 2. Radiated Emissions, Test Setup, 30 MHz – 1 GHz, PoE Adapter




Photograph 3. Radiated Emissions, Test Setup, Above 1 GHz, PoE Adapter




Photograph 4. Radiated Emissions, Test Setup, 30 MHz – 1 GHz, DC Adapter




Photograph 5. Radiated Emissions, Test Setup, Above 1 GHz, DC Adapter




Photograph 6. Radiated Spurious Emissions, Test Setup, 5 dBi Omni, 30 MHz – 1 GHz



Photograph 7. Radiated Spurious Emissions, Test Setup, 5 dBi Omni, 1 GHz – 18 GHz



Photograph 8. Radiated Spurious Emissions, Test Setup, 19 dBi Patch, 30 MHz – 1 GHz



Photograph 9. Radiated Spurious Emissions, Test Setup, 19 dBi Patch, 1 GHz – 18 GHz



Photograph 10. Test Setup Photo