





Photograph 1. Conducted Emissions, Test Setup, with PowerDsine9501GO



Photograph 2. Conducted Emissions, Test Setup, with FSP Power Supply



Photograph 3. Radiated Emission, Test Setup, 30 MHz – 1 GHz




Photograph 4. Radiated Emission, Test Setup, 30 MHz – 1 GHz




Photograph 5. Conducted Emissions, 15.207(a), Test Setup, with PowerDsine9501GO




Photograph 6. Conducted Emissions, 15.207(a), Test Setup, with FSP Power Supply




Photograph 7. Radiated Spurious Emissions, Test Setup, 30 MHz – 1 GHz



Photograph 8. Radiated Spurious Emissions, Test Setup, Above 1 GHz



Photograph 9. Radiated Spurious Emissions, Test Setup, 30 MHz – 1 GHz, ANT-O6ABGN-1211-PA



Photograph 10. Radiated Spurious Emissions, Test Setup 1 GHz – 18 GHz, ANT-O6ABGN-1211-PA