

EXHIBIT B - TEST SETUP PHOTOGRAPHS

Conducted Emission – Front View




Conducted Emission – Side View



Conducted Emission – Front View




Conducted Emission – Side View



Radiated Emission – Front View (Regular Antenna)




Radiated Emission – Rear View (Regular Antenna)




Radiated Emission – Front View (MaxRad Dualband (6 dBi))




Radiated Emission – Rear View (MaxRad Dualband (6 dBi))



Radiated Emission – Front View (SmartAnt 2.4 to 2.5 Ghz (8 dBi))



Radiated Emission – Rear View (SmartAnt 2.4 to 2.5 Ghz (8 dBi))



Radiated Emission – Front View (MaxRad Antenna 2.4 to 2.5 Ghz (13 dBi))



Radiated Emission – Rear View (MaxRad Antenna 2.4 to 2.5 Ghz (13 dBi))

