QCY H3S
中英文说明书
80g哑粉纸 过哑油 风琴折 双面印刷

80 mm

128 mm

BH25H3SA

头戴式蓝牙降噪耳机

使用前，请下载安装QCY手机APP客户端
以获得更便捷的耳机操控体验

认识耳机

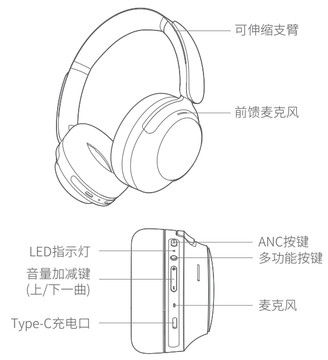

本说明书中的图片均为示意图，可能与实物有偏差，请以实物为准。

耳机配对

长按2秒开机，白灯亮1秒后，耳机自动进入配对模式，打开手机蓝牙搜索“QCY H3S”并点击连接。
(若有连接记录，耳机开机自动回连有连接记录的设备。
如需重新进入配对模式，请在关机情况下长按多功能键4秒。)

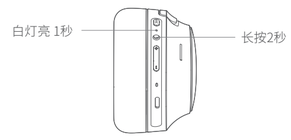

同时连接两台设备 (与LDAC不共存，此功能默认关闭，需在APP端开启)

1.A设备已蓝牙连接耳机，关闭A设备的蓝牙。
2.耳机进入配对模式，红白灯交替闪烁。打开B设备蓝牙，搜索“QCY H3S”并连接。
3.重新打开A设备的蓝牙，设备自动回连耳机。

恢复出厂设置

耳机开机状态下，同时按住音量加减键10秒直至红灯闪烁3次，即恢复出厂设置，耳机重新进入配对模式。

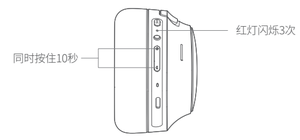

亮灯提示

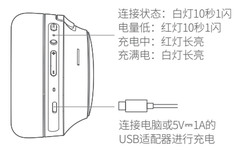

功能操作

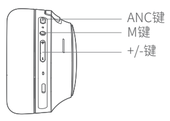

开关机

M 开机: 长按2秒
关机: 长按4秒

音乐

M 播放/暂停: 单击
\+ 下一曲: 长按 音量增大: 单击
\- 上一曲: 长按 音量减小: 单击

通话

M 接听/挂断: 单击 拒接来电: 长按2秒
\+ 音量增大: 单击
\- 音量减小: 单击

其他功能

M 音乐/游戏模式: 双击 语音助手: 三击
ANC 模式切换: 单击 (降噪开/降噪关/通透模式) 自适应降噪: 双击 (需要在降噪开的前提下)

售后服务

QCY产品售后服务承诺：严格按照《中华人民共和国消费者权益保护法》、《中华人民共和国产品质量法》实行售后三包服务，服务内容如下:
在三包有效期内，您可凭购物凭证依照本规定享受免费的修理、更换、退货的权利。
1、自您购买之日起7日内，本产品出现故障，经由QCY售后服务中心确定为产品质量问题，可享受修理、更换、退货的服务。
2、自您购买之日起15日内，本产品出现故障，经由QCY售后服务中心确定为产品质量问题，可享受修理或更换的服务。
3、自您购买之日起12个月内，本产品出现故障，经由QCY售后服务中心确定为产品质量问题，可享受修理的服务。

售后服务与支持
保修期:
自产品购买之日起12个月(请妥善保管购买凭证)。
免费服务:
在产品保修期内，凡属产品本身质量引起的故障，请用户凭购买凭证与经销商取得联系以享受售后服务。
如有任何产品损害或瑕疵非可归责于产品质量本身，则不在保修范围内。有下列情形者不属于保修范围内:
1、因天灾、地震、雷击、异常电压、环境因素而发生之故障或毁损的。
2、自行或委托未经原厂授权维修之厂商拆卸、改装或更换非原厂零件。
3、未按使用手册操作或因人为使用不当而造成损坏者，如产品浸水、腐蚀、掉落、挤压或露在异常湿湿度环境下。

三包凭证

产品信息:
产品型号 _____
订单编号 _____
用户信息:
用户姓名 _____
联系电话 _____
用户地址 _____
退换货原因 _____
购买信息:
销售单位 _____

FAQ

1.Q：手机提示无法连接怎么解决?
A：将手机上的配对记录删除，删除后重新进行搜索配对连接即可。

2.Q：听歌/通话没声音怎么解决?
A：先尝试按音量+键，若无声音，再进行如下操作:
安卓手机在蓝牙连接名字的右边有个设置图标，点击进入，关闭手机音频和媒体音频，再重新开启，若还是无声，请将耳机重新与手机配对连接。

3.Q：为什么视频/游戏有延迟?
A：受使用环境、网络、手机编解码等因素的影响，会引起手机传送音频数据到耳机时有不同程度的延迟。

4.Q：听到的声音卡顿/断续怎么解决?
A：在使用时若周围有大量的Wi-Fi、5G/4G信号、大功率电器等产生干扰，可能会 引起卡顿、断续的情况，换个环境或者重新配对连接就可以解决了。

产品中有害物质的名称及含量

部件名称	有害物质									
	铅 pb	汞 Hg	镉 Cd	六价铬 Cr (VI)	多溴联苯 PBBs	多溴二苯醚 PBDEs	邻苯二甲酸二正丁酯 DBP	邻苯二甲酸二异丁酯 DIBP	邻苯二甲酸丁苄酯 BBP	邻苯二甲酸二(2-乙基)乙酯 DEHP
外壳	O	O	O	O	O	O	O	O	O	O
电路板组件	X	O	O	O	O	O	O	O	O	O
电池	O	O	O	O	O	O	O	O	O	O
充电线	X	O	O	O	O	O	O	O	O	O
附件	O	O	O	O	O	O	O	O	O	O

本表格依据SJ/T 11364的规定编制
O：表示该有害物质在该部件所有均质材料中的含量均在GB/T 26572 规定的限量要求以下。
X：表示该有害物质至少在该部件的某一均质材料中的含量超出 GB/T 26572 规定的限量要求。

提示

本产品内置电池已通过国家3C认证
1. 使用产品前请仔细阅读本使用说明书并请妥善保管;
2. 首次使用时，请先将本产品充满电;
3. 如果产品长期(超过2个星期)不用，请对其充电;
4. 必须选择正规厂家生产且经过国家CCC认证的充电器;
5. 若手机无法搜索到蓝牙耳机，请将蓝牙耳机重新进入配对模式或将蓝牙耳机恢复出厂设置，若手机程序出错，请把手机蓝牙关闭再开启或重启手机。

电池安全

1.请勿拆解或改装电池、插入异物、置入高温、或浸入水或其它液体中,以免引起电池漏液、过热、起火或爆炸。电池只能由制造商更换。
2.请勿跌落、挤压或穿刺电池。避免让电池遭受外部大的压力，从而导致电池内部短路和过热。

- 请勿以任何理由拆除或维修改装耳机，否则可能会导致起火，电子击穿甚至彻底损坏本品;
- 请勿将产品置于温度过低或过高(0°C以下或45°C以上的环境下);
- 请避免靠近儿童或动物的眼睛使用产品指示灯;
- 请勿在雷暴天气下使用该产品，雷暴可导致本产品工作不正常，并增加触电的危险;
- 请勿用油及其他挥发性液体擦拭本产品;

长时间使用耳机可能会造成听力损害，请合理安排使用时间。

使用年限
如本手册所述，在正常使用条件下，本产品的环保使用期限为10年。
在此期间，产品不会泄露任何危险物质，本产品可以回收，必须按照当地法规处理。

若有售后服务需求，请联系客服
电话：4008-306-708
网址：www.qcy.com
制造商：东莞市和乐电子有限公司
地址：广东省东莞市道滘镇道滘道厚路38号1号楼101室

合格证 已检验 RoHS

80 mm

128 mm

BH25H3SA

Bluetooth Headphones

For a more convenient control experience, please download and install the QCY mobile app before use.

Overview

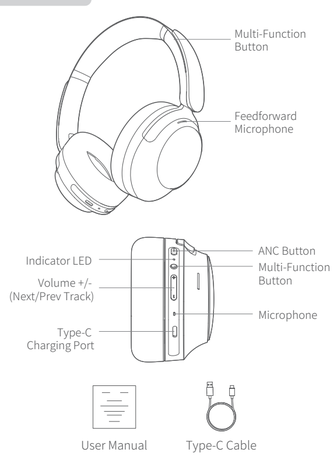

The images in this manual are for reference only and may differ from the actual product.

Bluetooth Pairing

1. Press and hold for 2s to power on. White light flashes for 1s, then enters pairing mode.
2. Turn on Bluetooth in your device, select “QCY H3S” to connect. If paired before, headphones reconnect automatically when powered on. To re-enter pairing mode, hold the button for 4s while powered off.

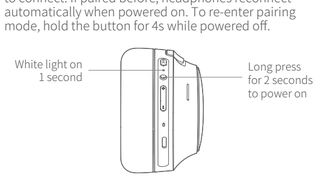

Dual-Device Connection

(Dual connection and LDAC can't be used together. This feature is off by default and can be enabled in the app.)

1.With Device A connected, turn off its Bluetooth to enter pairing mode (red/white lights blink).
2.Enable Bluetooth on Device B, search for "QCY H3S" and connect.
3.Reconnect Device A afterward.



Factory Reset

While powered on, press and hold both the volume up and down buttons for 10 seconds until the red light flashes 3 times. The earbuds will reset to factory settings and re-enter pairing mode.

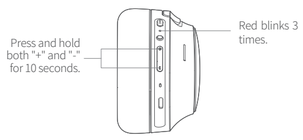

LED Indicator

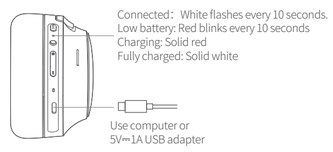

Controls

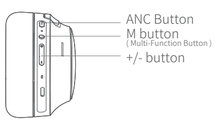

Power On/Off

M Power on: Press and hold for 2 seconds
Power off: Press and hold for 4 seconds

Music Controls

M Play/Pause: Single press
\+ Next track: Press and hold Volume up: Single press
\- Previous track: Press and hold Volume down: Single press

Call Controls

M Answer/End: Single press Reject call: Press and hold for 2 seconds
\+ Volume up: Single press
\- Volume down: Single press

Other Features

M Music/Game Mode: Double press Voice assistant: Triple press
ANC Mode Switch: Single press (ANC On / ANC Off / Transparency Mode) Adaptive ANC: Double press (Available only when ANC is enabled)

Warranty

Your QCY product purchase is covered by a one-year limited manufacturer warranty from the date of delivery. Please ensure you retain your purchase receipt. If any defects occur due to quality issues within the warranty period, kindly bring both the warranty card and the purchase receipt to the authorized dealer for complimentary replacement services.

Model Number:
Date of Purchasing:
User's Name:
User's Phone:
User's Address:
Shop's Name:
Shop's Address:
Comments:

The manufacturer's warranty is void under the following circumstances but not limited to:
• Improper or inadequate maintenance or modification.
• Accident, misuse, abuse, contamination, or other external causes.
• The use of unspecified adapter and accessories.
• Malfunctions or damages resulting from natural disasters, earthquakes, lightning, abnormal voltage, or environmental factors.
• Damages that occur as a result of one's failure to follow the instructions.

FCC Statement

This equipment has been tested and found to comply with the limits for a Class B digital device, pursuant to Part 15 of the FCC Rules. These limits are designed to provide reasonable protection against harmful interference in a residential installation. This equipment generates uses and can radiate radio frequency energy and, if not installed and used in accordance with the instructions, may cause harmful interference to radio communications. However, there is no guarantee that interference will not occur in a particular installation. If this equipment does cause harmful interference to radio or television reception, which can be determined by turning the equipment off and on, the user is encouraged to try to correct the interference by one or more of the following measures:
--Reorient or relocate the receiving antenna.
--Increase the separation between the equipment and receiver.
--Connect the equipment into an outlet on a circuit different from that to which the receiver is connected.
--Consult the dealer or an experienced radio/TV technician for help.
This device complies with part 15 of the FCC Rules. Operation is subject to the following two conditions:
(1)This device may not cause harmful interference, and (2)this device must accept any interference received, including interference that may cause undesired operation.
Changes or modifications not expressly approved by the party responsible for compliance could void the user's authority to operate the equipment.

Wireless frequency: 2.402～2.480GHz
RF power of transmission: <4dBm

Notice: This marking indicates that this product should not be disposed with other household wastes throughout the EU. To prevent possible harm to the environment or human health from uncontrolled waste disposal, recycle it responsibly to promote the sustainable reuse of material resources. To return your used device, please use the return and collection systems or contact the retailer where the product was purchased. They can take this product for environmental safe recycling.

Safety Precautions

1. Please carefully read and retain this user manual before using the product.
2. If the product is not used for an extended period (more than 2 weeks), please recharge it.
3. You must choose a charger produced by a legitimate manufacturer and certified by the national safety authority.
4. If your phone cannot detect the Bluetooth earbuds, either re-enter pairing mode or perform a factory reset on the Bluetooth earbuds. If there is a phone program error, close and reopen Bluetooth on the phone or restart the phone.
5. Do not disassemble or modify the battery, insert foreign objects, expose it to high temperatures, or immerse it in water or other liquids to prevent battery leakage, overheating, ignition, or explosion. Battery replacement should only be done by the manufacturer.
6. Do not drop, crush, or puncture the battery. Prevent external pressure that may lead to internal short circuits and overheating.
7. Do not dismantle or modify the earbuds for any reason, as it may result in fire, electronic breakdown, or permanent damage to the product.
8. Do not expose the product to extremely low or high temperatures (below 0°C or above 45°C).
9. Do not the product indicator light near the eyes of children or animals.
10. Do not use the product during thunderstorms, as it may cause abnormal operation and increase the risk of electric shock.
11. Do not use oil or other volatile liquids to clean the product.
12. please do not use this device for long periods of time and at high volume, as there is a risk of hearing damage.

the power delivered by the charger must be between min 2 Watts required by the radio equipment, and max 5 Watts in order to achieve the maximum charging speed

Manufacturer: Dongguan Hele Electronics Co., Ltd.
Address: No. 325 Yuehui Rd. Daojiao Town Dongguan City Guangdong Province China

R 219-xxxxxx

2-5 W RoHS Made in China FCC ID: RDR-BHxxxxxxx